

FEDMINE™ Prime Contractor Company Profile - PRIMESCAPE SOLUTIONS INC.

Last Updated: 05/27/2017 - 07:07:54 PM

- Note 1:** If a Parent company for this entity is reported, click the link on its Parent DUNS number below to see its consolidated Profile. Parent subsidiary relationships are no longer provided due to the Federal Government's agreement with D&B, and therefore, some relationships may not reflect the most current status in our system.
- Note 2:** All OBLIGATED DOLLARS PERTAIN TO PRIME CONTRACTING DOLLARS ONLY. IF PURCHASED SEPARATELY SUBCONTRACTS DATA IS INCLUDED IN ALL PROFILES.

- Sub Contracts Awarded
- Contract Awards in Last 30 Days
- Contracts by Place of Performance
- Major Customer Names
- Performance History (References)
- Contracts By Contracting Off.
- FedBizOpps Awards
- GAO Protests filed by company
- GWAC Contracts
- Contracts by NAICS Codes
- Contracts by PSC Codes
- Contracts by Categories
- Contracts By Socio Economic Status
- Contracts By SetAside Type
- Contracts By Pricing Type
- Contracts By Extent of Competition

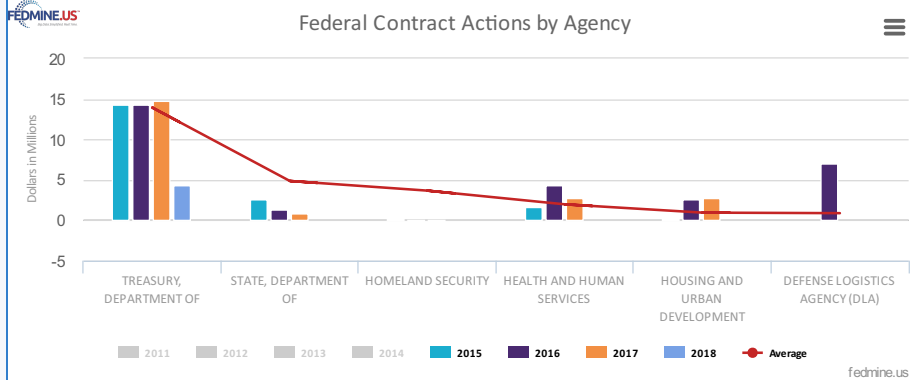
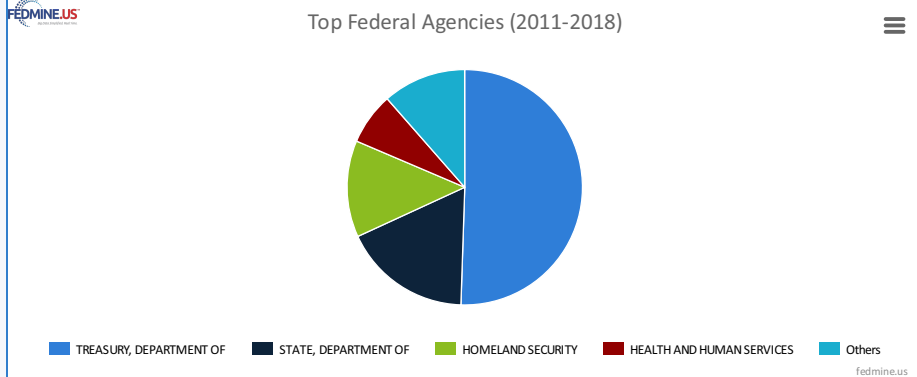
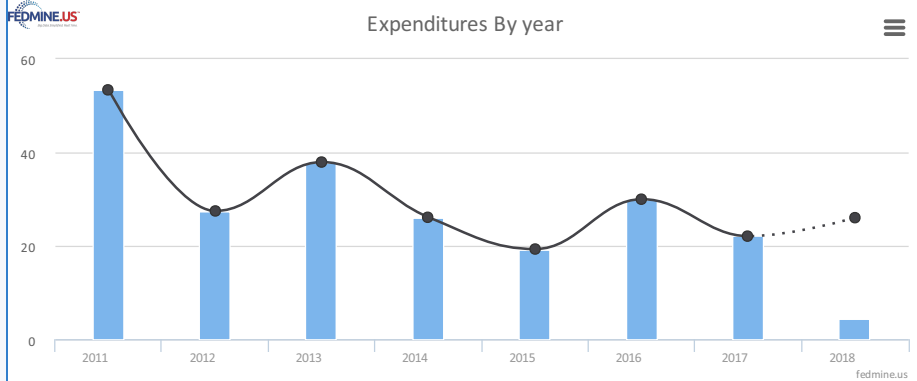
ORGANIZATION DETAILS

DUNS:	033324117
Parent DUNS:	NONE
Fedmine ID:	F311167224
Address:	510A HERNDON PKWY HERNDON VA 20170-5225 USA
County Code:	059
Cong. District:	11
Metro Area Code:	8840
Corporate URL:	http://www.primescape.net
Organization Type:	CORPORATE ENTITY (NOT TAX EXEMPT) 2L
Incorporation:	VA
Legal Structure:	Subchapter S Corpora
Business Type:	23 - Minority-Owned business 27 - Self-Certified Small Disadvantaged Business 2X - For-Profit Organization FR - Asian-Pacific American Owned VW - Contracts and Grants XS - S Corporation
Employees: *	127
Annual Revenue: *	\$42,506,317
Credit Card:	Y
Cage Code:	1P8C0
SAM Registration:	2000-05-06
SAM Renewal:	2018-05-10
Year Established:	1998-1-19
Fiscal Yr End:	12/31
Company Security:	Government Secret
Employee Security:	Government Secret
Current Principals:	Robert T. Sharp, Vice President Robert J. Dacanay, President

* Self reported by company to government, cannot be guaranteed for accuracy

Source: System for Award Management (SAM)

COMPARATIVE 8 - YEAR FEDERAL PRIME CONTRACTS VIEW



AGENCY	2018	2017	2016	2015	2014	2013	2012	2011
1900 - STATE, DEPARTMENT OF	0	\$821,803	\$1,267,796	\$2,516,203	\$3,763,695	\$11,967,094	\$7,921,338	\$10,598,348
+ 2000 - TREASURY, DEPARTMENT OF	\$4,398,342	\$14,784,833	\$14,319,185	\$14,305,852	\$15,396,663	\$15,260,509	\$4,485,785	\$28,554,467
2100 - ARMY	0	0	0	0	0	0	\$0	\$0
2900 - Federal Trade	0	\$418,052	\$635,000	\$434,780	\$733,709	\$134,919	\$1,266,970	\$1,717,333

Executive Information	
Name	Compensation
Date: 07/01/2017	Contract #: SAQMMMA09A0173
Shannon Brown	\$ 789,637
Robert Dacanay	\$ 272,417
Kathy Danner	\$ 264,985
Andrew Bellus	\$ 245,502
Thomas Sanderson	\$ 203,501

Source: FEDMINE analysis of USASPENDING.GOV Data

Contact Information	
PYPOC:	
Name:	US SMALL BUSINESS ADMINISTRATION
Government Contact:	
Name:	SHANNON BROWN
Title:	PRESIDENT AND CEO
Email:	sbrown@primescape.net
Phone:	(703) 650-1826
Government Contact Other:	
Name:	WAYNE HULL
Title:	DIRECTOR OF CONTRACT
Email:	whull@primescape.net
Phone:	(703) 650-1835
Corporate References Contact Other:	
Name:	WAYNE HULL
Title:	DIRECTOR OF CONTRACTS
Email:	whull@primescape.net
Phone:	(703) 650-1835
Other:	
Name:	JOHN CHERUNDOLO
Title:	CONTROLLER
Email:	jcherundolo@primescape.net
Phone:	(703) 650-1843
CEmail-Id:	Robert.Dacanay@primescape.net

Source: System for Award Management (SAM)
Source: DSBS.GOV Data

CERTIFICATION DETAILS
Capabilities Narrative:
Services include business assessment, design & architecture, implementation, integration, operations and optimization. Expertise in network engineering, systems integration & network mgt.
SBA Servicing Office:
WASHINGTON DISTRICT OFFICE (SBA office code 0353)

Commission									
+ 4700 - GENERAL SERVICES ADMINISTRATION	0	\$0	\$0	\$0	\$0	\$0	\$0	\$0	\$0
+ 7000 - HOMELAND SECURITY	0	-\$46,827	-\$64,797	\$173,242	\$1,590,267	\$5,794,281	\$11,454,881	\$10,399,229	
+ 7500 - HEALTH AND HUMAN SERVICES	0	\$2,710,812	\$4,277,622	\$1,626,619	\$2,658,147	-\$1,435	\$2,334,442	\$2,129,259	
1700 - NAVY, DEPARTMENT OF	0	0	0	\$0	\$0	\$0	0	0	
+ 9700 - DEFENSE, DEPARTMENT OF	0	0	0	\$0	0	\$4,779,903	0	0	
8600 - HOUSING AND URBAN DEVELOPMENT	0	\$2,778,307	\$2,541,486	\$249,732	\$1,963,323	0	0	0	
97AS - DEFENSE LOGISTICS AGENCY (DLA)	0	0	\$7,004,872	0	0	0	0	0	
9507 - Commodity Futures Trading Commission	0	\$600,879	0	0	0	0	0	0	
GRAND TOTAL:		\$4,398,342	\$22,067,859	\$29,981,163	\$19,306,427	\$26,105,804	\$37,935,271	\$27,463,416	\$53,398,636

Source: FEDMINE analysis of Federal Procurement Data system - Next Generation Data (FPDS-NG)

GSA CONTRACT ACTIONS Contracts 5

AGENCY	2018	2017	2016	2015	2014	2013	2012	2011
1900 - STATE, DEPARTMENT OF	0	\$1,188,648	\$765,848	\$1,331,611	\$5,434,611	\$4,066,210	\$222,225	\$557,179
+ 2000 - TREASURY, DEPARTMENT OF	0	0	\$0	\$0	0	0	0	0
+ 6900 - TRANSPORTATION	0	0	0	0	0	0	0	0
+ 7500 - HEALTH AND HUMAN SERVICES	0	\$0	\$0	\$0	\$0	\$0	\$0	\$0
+ 4700 - GENERAL SERVICES ADMINISTRATION	0	0	0	0	0	0	0	0
2900 - Federal Trade Commission	0	\$418,052	\$635,000	\$434,780	\$733,709	\$134,919	\$1,266,970	\$1,717,333
+ 7000 - HOMELAND SECURITY	0	\$0	-\$64,797	\$198,877	\$1,590,017	\$5,814,660	\$4,464,778	0
8600 - HOUSING AND URBAN DEVELOPMENT	0	\$756,837	\$555,740	\$326,871	0	0	0	0
97AS - DEFENSE LOGISTICS AGENCY (DLA)	0	0	\$7,004,872	0	0	0	0	0
9507 - Commodity Futures Trading Commission	0	\$600,879	0	0	0	0	0	0
GRAND TOTAL:	\$0	\$2,964,417	\$8,896,662	\$2,292,140	\$7,758,337	\$10,015,789	\$5,953,974	\$2,274,512

Source: FEDMINE analysis of Federal Procurement Data system - Next Generation Data (FPDS-NG)

NORTH AMERICAN INDUSTRY CLASSIFICATION SYSTEM (NAICS)

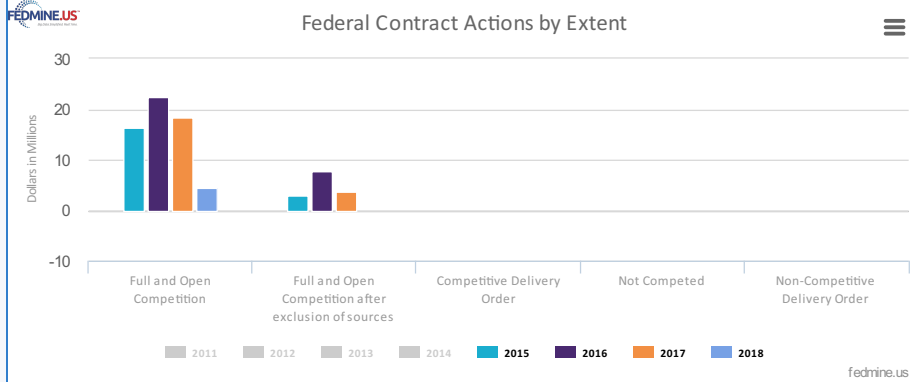
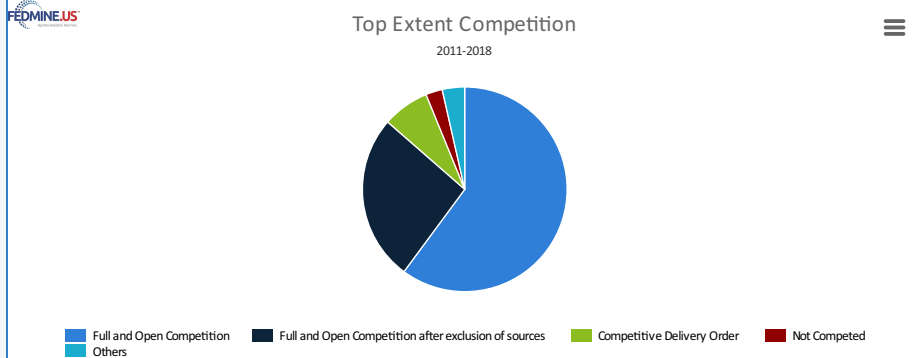
- 512110 - MOTION PICTURE AND VIDEO PRODUCTION
- 512191 - TELEPRODUCTION AND OTHER POSTPRODUCTION SERVICES
- 517110 - WIRED TELECOMMUNICATIONS CARRIERS
- 518210 - DATA PROCESSING, HOSTING, AND RELATED SERVICES
- 519130 - INTERNET PUBLISHING AND BROADCASTING AND WEB SEARCH PORTALS
- 519190 - ALL OTHER INFORMATION SERVICES
- 541430 - GRAPHIC DESIGN SERVICES
- 541511 - CUSTOM COMPUTER PROGRAMMING SERVICES
- 541512 - COMPUTER SYSTEMS DESIGN SERVICES
- 541513 - COMPUTER FACILITIES MANAGEMENT SERVICES
- 541519 - OTHER COMPUTER RELATED SERVICES
- 541611 - ADMINISTRATIVE MANAGEMENT AND GENERAL MANAGEMENT CONSULTING SERVICES
- 541613 - MARKETING CONSULTING SERVICES

SBA 8(a) Certification:	
Case Number:	108542
Entrance Date:	2002-09-05
Exit Date:	2011-09-05
Small Disadvantaged Business:	
Entrance Date:	2002-09-05
SDB Exit Date:	2013-11-11
Business Type Percentages:	
Service (100 %)	
Bonding Levels:	
Construction:	\$0 (per contract)
Construction:	\$0 (aggregate)
Service:	\$0 (per contract)
Service:	\$0 (aggregate)
Quality Standards:	
Quality Assurance:	(none given)
EDI:	N
Export Details:	
Activities:	(none given)
Exporting to:	(none given)
Relationships:	(none given)
Objective(s):	
Non-Government Certifications:	
(none given)	
Special Equipment	
Also provide expertise inbuilding, managing & staffing Help Desk & Customer Service solutions.	
Source: DSBS.GOV Data	

- 541618 - OTHER MANAGEMENT CONSULTING SERVICES
- 541690 - OTHER SCIENTIFIC AND TECHNICAL CONSULTING SERVICES
- 541712 - RESEARCH AND DEVELOPMENT IN THE PHYSICAL, ENGINEERING, AND LIFE SCIENCES (EXCEPT BIOTECHNOLOGY)
- 561210 - FACILITIES SUPPORT SERVICES
- 561499 - ALL OTHER BUSINESS SUPPORT SERVICES
- 611420 - COMPUTER TRAINING
- 611430 - PROFESSIONAL AND MANAGEMENT DEVELOPMENT TRAINING

MyFedconnect™ Potential NAICS MarketView

CONTRACT AWARDS BY EXTENT OF COMPETITION



EXTENT COMPLETED	2018	2017	2016	2015	2014	2013	2012	2011
+ B - Not Available for Competition	\$0	\$0	\$-125	\$-1,288	\$-209	\$0	\$-3,315	\$1,110,948
+ A - Full and Open Competition	\$4,398,341	\$18,479,544	\$22,425,321	\$16,368,899	\$18,970,471	\$15,025,177	\$6,326,167	\$30,675,467
+ CDO - Competitive Delivery Order	\$0	\$0	\$-58,091	\$0	\$-494,786	\$-29	\$6,800,063	\$10,073,807
+ D - Full and Open Competition after exclusion of sources	\$0	\$3,602,567	\$7,641,042	\$2,969,951	\$8,617,563	\$18,974,700	\$10,519,008	\$5,743,657
+ G - Not Competed under SAT	\$0	\$0	\$0	\$0	\$0	\$0	\$0	\$43,890
+ NDO - Non-Competitive Delivery Order	\$0	\$-14,253	\$-2,498	\$-30,775	\$-584,371	\$1,725,543	\$1,615,110	\$2,986,592
+ None	\$0	\$0	\$0	\$0	\$0	\$-64	\$-128	\$0
+ C - Not Competed	\$0	\$0	\$-24,486	\$-361	\$-86,175	\$2,092,176	\$2,334,070	\$1,490,280
+ F - Competed under SAT	\$0	\$0	\$0	\$0	\$-316,690	\$119,204	\$-127,560	\$1,273,995
+ E - Follow On to Competed Action	\$0	\$0	\$0	\$0	\$0	\$-1,435	\$0	\$0

GRAND TOTAL:	\$4,398,341	\$22,067,858	\$29,981,164	\$19,306,427	\$26,105,804	\$37,935,271	\$27,463,416	\$53,398,636
--------------	-------------	--------------	--------------	--------------	--------------	--------------	--------------	--------------

Source: FEDMINE analysis of Federal Procurement Data system - Next Generation Data (FPDS-NG)

GSA SCHEDULE CONTRACTS

	GSA Numbers	Schedule Type	Contract Ending Date
details	GS35F0048L	70	Oct 29, 2020
details	GS06F0160Z	8ASTAR	May 31, 2011
details	GS06F0804Z	8ASTARS2	Aug 30, 2016
details	GS35F533GA	70	Jul 11, 2022
details	GS07F171CA	00CORP	Jun 15, 2020
details	GS10F0123V	874	Mar 26, 2014

IDV (IDIQ) Contract Vehicles

IDV CONTRACTS

IDV CONTRACT NUMBERS	2018	2017	2016	2015	2014	2013	2012	2011
GS06F0160Z	\$0	\$0	\$0	\$0	\$0	\$0	\$-0	\$0
GS06F0804Z	\$0	\$1,945,486	\$5,092,759	\$1,862,499	\$7,190,476	\$9,916,877	\$4,493,199	\$0
GS35F0048L	\$0	\$918,931	\$3,803,902	\$429,640	\$567,861	\$98,912	\$1,460,774	\$2,274,511
SAQMMA07D0059	\$0	\$0	\$0	\$0	\$0	\$0	\$0	\$-53,403
SAQMPD04C1088	\$0	\$0	\$0	\$0	\$0	\$0	\$0	\$0
SAQMPD07D0094	\$0	\$-366,846	\$501,948	\$1,184,592	\$-1,354,226	\$5,689,505	\$7,829,987	\$8,820,578
TOS11D0002	\$0	\$0	\$0	\$0	\$0	\$0	\$0	\$170,141
TCC09HQD0014	\$0	\$0	\$-238,688	\$8,867,347	\$15,490,275	\$14,910,573	\$4,585,785	\$28,234,325
TCC15HQB0018	\$4,398,341	\$14,784,833	\$14,557,874	\$5,438,505	\$0	\$0	\$0	\$0
TIRNO11D00066	\$0	\$0	\$0	\$0	\$-93,612	\$349,936	\$0	\$50,000
GS35F533GA	\$0	\$100,000	\$0	\$0	\$0	\$0	\$0	\$0
HSHQDC14DE2050	\$0	\$-250	\$0	\$0	\$250	\$0	\$0	\$0
HSBP1007D01587	\$0	\$-46,577	\$0	\$-25,635	\$0	\$-20,379	\$6,990,103	\$9,829,967
250030017	\$0	\$0	\$0	\$0	\$0	\$0	\$-128	\$0
HSHSH250200746001I	\$0	\$0	\$0	\$-361	\$-86,175	\$0	\$-26,675	\$0
HSHSH250200976012I	\$0	\$0	\$-125	\$-1,288	\$-209	\$0	\$0	\$595,089
HSHSH250201100001I	\$0	\$0	\$-24,486	\$0	\$0	\$0	\$2,360,745	\$1,490,280
HHSP233200830003B	\$0	\$-11,796	\$0	\$0	\$-1,207	\$-1,435	\$0	\$0
HHSP233201400027B	\$0	\$2,722,607	\$4,302,233	\$1,628,267	\$2,746,237	\$0	\$0	\$0
HHSN316201200091W	\$0	\$2,021,470	\$1,985,746	\$-77,140	\$1,963,323	\$0	\$0	\$0
HHSN316201200164W	\$0	\$0	\$0	\$0	\$0	\$4,779,903	\$0	\$0
N0017808D5551	\$0	\$0	\$0	\$0	\$0	\$0	\$0	\$0
GRAND TOTAL:	\$4,398,341	\$22,067,858	\$29,981,164	\$19,306,427	\$26,422,994	\$35,723,891	\$27,693,791	\$51,411,488

COMPARATIVE 9- YEAR SUB CONTRACTS REVENUE BY PRIME CONTRACTOR

Sub Contracts Received from each reported Prime Contractor	2017	2016	2015	2014	2013	2012	2011	2010	2009
+ 248513116 - GROUPE CGI INC	\$0	\$7,000,000	\$0	\$0	\$0	\$0	\$0	\$0	\$0
+ 985015354 - ACCENTURE PUBLIC LIMITED COMPANY	\$2,998,963	\$0	\$0	\$0	\$0	\$0	\$0	\$0	\$0
GRAND TOTAL:	\$2,998,963	\$7,000,000	\$0	\$0	\$0	\$0	\$0	\$0	\$0

SUB CONTRACT AWARDS BY AGENCY

AGENCY	2017	2016	2015	2014	2013	2012	2011	2010	2009
7570 - OFFICE OF THE ASSISTANT SECRETARY FOR ADMINISTRATION (ASA)	\$0	\$7,000,000	\$0	\$0	\$0	\$0	\$0	\$0	\$0
1900 - STATE, DEPARTMENT OF	\$2,998,963	\$0	\$0	\$0	\$0	\$0	\$0	\$0	\$0
GRAND TOTAL:	\$2,998,963	\$7,000,000	\$0	\$0	\$0	\$0	\$0	\$0	\$0

SUB CONTRACT AWARDS BY PLACE OF PERFORMANCE

PLACE OF PERFORMANCE	2017	2016	2015	2014	2013	2012	2011	2010	2009
MD - Maryland	\$0	\$7,000,000	\$0	\$0	\$0	\$0	\$0	\$0	\$0
VA - Virginia	\$2,998,963	\$0	\$0	\$0	\$0	\$0	\$0	\$0	\$0
GRAND TOTAL:	\$2,998,963	\$7,000,000	\$0	\$0	\$0	\$0	\$0	\$0	\$0

SUB CONTRACT AWARDS BY AGENCY

FUNDING OFFICE	2017	2016	2015	2014	2013	2012	2011	2010	2009
HQ0516 - HQ DEFENSE MEDIA ACTIVITY	\$0	\$7,000,000	\$0	\$0	\$0	\$0	\$0	\$0	\$0
19XA00 - BUREAU OF ADMINISTRATION	\$2,998,963	\$0	\$0	\$0	\$0	\$0	\$0	\$0	\$0
GRAND TOTAL:	\$2,998,963	\$7,000,000	\$0	\$0	\$0	\$0	\$0	\$0	\$0

SUB CONTRACT AWARDS BY NAICS

NAICS	2017	2016	2015	2014	2013	2012	2011	2010	2009
541512 - Computer Systems Design Services	\$0	\$7,000,000	\$0	\$0	\$0	\$0	\$0	\$0	\$0
541519 - Other Computer Related Services	\$2,998,963	\$0	\$0	\$0	\$0	\$0	\$0	\$0	\$0
GRAND TOTAL:	\$2,998,963	\$7,000,000	\$0	\$0	\$0	\$0	\$0	\$0	\$0