© FEDMINE™ All Rights Reserved

FEDMINE.US™
Big Data Simplified. Real Time.

FEDMINE™ Prime Contractor Company Profile - ALVAREZ LLC

Last Updated:09/25/2019 - 04:24:35 AM

Note 1: *If a Parent company for this entity is reported, click the link on its Parent DUNS number below to see its consolidated Profile. Parent subsidiary relationships are no longer provided due to the Federal Government's agreement with D&B, and therefore, some relationships may not reflect the most current status in our system.*

Note 2: *All OBLIGATED DOLLARS PERTAIN TO PRIME CONTRACTING DOLLARS ONLY. IF PURCHASED SEPARATELY SUBCONTRACTS DATA IS INCLUDED IN ALL PROFILES.*

Contract Awards in Last 30 Days | Contracts by Place of Performance | Contracts By Contracting Off. | FedBizOpps Awards | GWAC Contracts | Contracts by NAICS Codes | Comparison by NAICS Codes with verified VOSB/SDBVOSB Firms | Contracts by PSC Codes | Contracts by Categories | Contracts By Socio Economic Status | Contracts By SetAside Type | Contracts By Pricing Type | Contracts By Extent of Competition

ORGANIZATION DETAILS

DUNS:	160759135
Parent DUNS:	NONE
Fedmine ID:	F283490219
Address:	8251 GREENSBORO DR STE 230 TYSONS CORNER VA 22102-3817 USA
County Code:	059
Cong. District:	11
Metro Area Code:	8840
Corporate URL:	http://www.alvarezit.com
Organization Type:	PARTNERSHIP 2K
Incorporation:	VA
Legal Structure:	Partnership
Business Type:	2X - For-Profit Organization A5 - Veteran Owned Business LJ - Limited Liability Company QF - Service Disabled Veteran Owned
Employees: *	12
Annual Revenue: *	$149,577,312
Credit Card:	Y
Cage Code:	35LK3
SAM Registration:	2005-01-21
SAM Renewal:	2020-07-17
Year Established:	2004-2-20
Fiscal Yr End:	12/31
Company Security:	NONE
Employee Security:	NONE

COMPARATIVE 7 - YEAR FEDERAL PRIME CONTRACTS VIEW

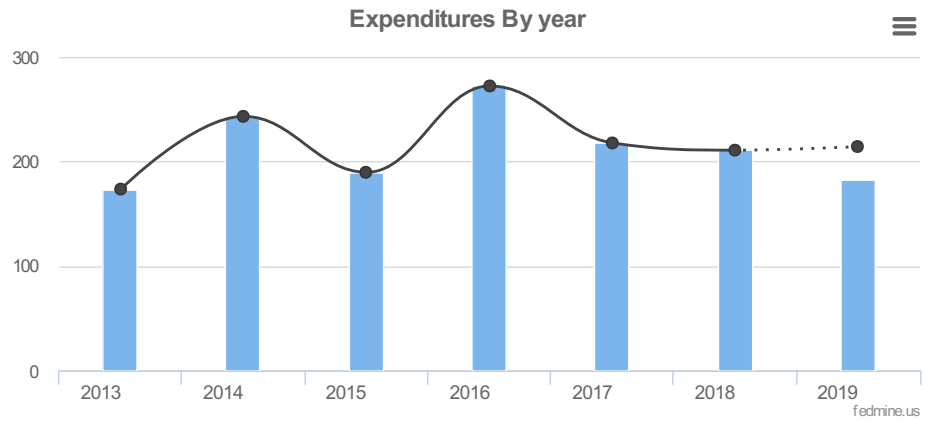

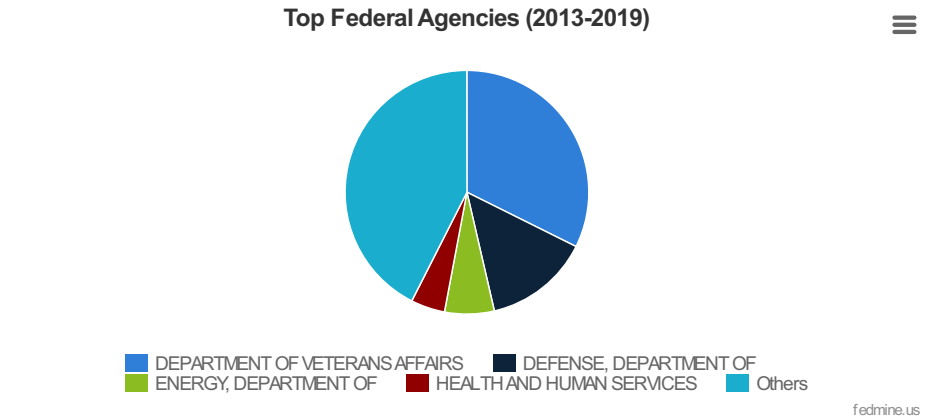

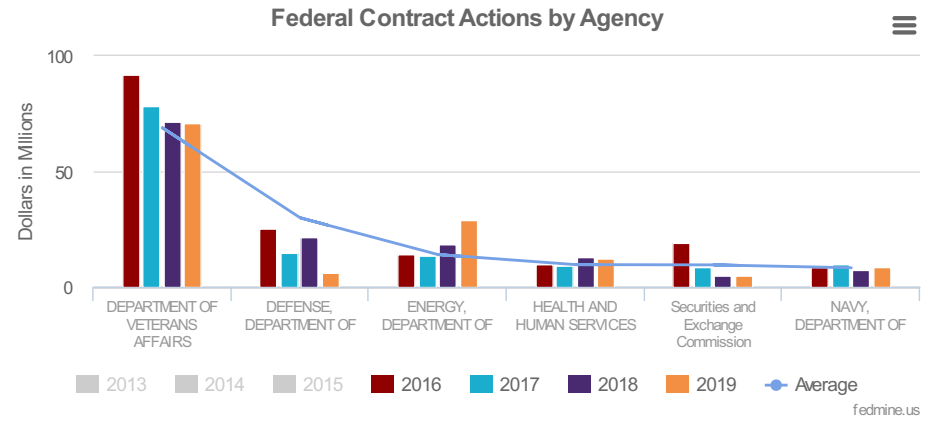

Current Principals:	Everett Alvarez, Jr.,CEO

* Self reported by company to government, cannot be guaranteed for accuracy

Source: System for Award Management (SAM)
Source: FEDMINE analysis of Federal Procurement Data system - Next Generation Data (FPDS-NG)

Executive Information

Name	Compensation
Date: 01/28/2019	Contract #: 89233218CNA000001
Marc Alvarez	$ 768,990
Alexander Waugh	$ 380,000
Jennifer Kaiser	$ 172,000
Everett Alvarez Jr	$ 1,220,000
Joshua Gauldfeldt	$ 1,215,320

Source: FEDMINE analysis of USASPENDING.GOV Data

Contact Information

Government Contact:	
Name:	JOSHUA GAULDFELDT
Title:	SENIOR VICE PRESIDENT OF SALES
Email:	jgauldfeldt@alvarezit.com
Phone	(571) 386-1037

Corporate References Contact:	
Name:	ALEXANDER WAUGH
Title:	SENIOR VICE PRESIDENT OF OPERATIONS
Email:	awaugh@alvarezit.com
Phone:	(571) 386-0117

Corporate Contact:	
Name:	MARC ALVAREZ
Title:	PRESIDENT
Email:	malvarez@alvarezit.com
Phone:	(571) 386-1036

Source: System for Award Management (SAM)
Source: DSBS.GOV Data

AGENCY (Contracting)	2019	2018	2017	2016	2015	2014	2013
1100 - EXECUTIVE OFFICE OF THE PRESIDENT	0	$9.56K	$19.61K	$157.25K	$575.94K	$391.22K	$60.53K
1145 - Peace Corps	$482.24K	$865.04K	$1.25M	$889.91K	$590.70K	$459.83K	0
1200 - AGRICULTURE, DEPARTMENT OF	$5.13M	$3.78M	$4.76M	$4.82M	$5.52M	$3.28M	$2.37M

Bureau	2019	2018	2017	2016	2015	2014	2013
1205 - Office of the Chief Financial Officer	$927.38K	$3.13M	$4.24M	$4.20M	$5.07M	$2.67M	$1.88M
12H2 - Agricultural Research Service	$131.43K	$203.92K	$193.67K	$154.41K	$22.96K	$200.60K	$7.37K
12G2 - Food Safety and Inspection Service	0	0	$241.80K	$214.41K	$214.41K	$214.41K	$307.13K
12C2 - Forest Service	$15.00K	$15.00K	$15.00K	$105.90K	$137.76K	$13.63K	$38.45K
12D2 - Farm Service Agency	0	0	0	0	$78.68K	0	0
12F2 - Food and Nutrition Service	$30.78K	-17,690.94	$52.40K	$97.56K	0	$120.91K	$144.91K
12K3 - Animal and Plant Health Inspection Service	$3.93M	0	0	$49.05K	0	$32.99K	0
1204 - Office of the Inspector General	$94.81K	$377.04K	$19.04K	0	0	$34.67K	0
12C3 - Natural Resources Conservation Service	0	$67.82K	0	0	0	0	0
AGENCY TOTAL:	$5.13M	$3.78M	$4.76M	$4.82M	$5.52M	$3.28M	$2.37M

1300 - COMMERCE, DEPARTMENT OF	$3.18M	$3.41M	$1.60M	$3.07M	$3.27M	$2.41M	$2.80M

Bureau	2019	2018	2017	2016	2015	2014	2013
1330 - National Oceanic and Atmospheric Administration	$2.10M	$986.64K	$832.54K	$2.03M	$1.23M	$1.36M	$563.22K
1301 - Office of the Secretary	$237.34K	$596.24K	0.00	$192.78K	$23.85K	0	0
1344 - Patent and Trademark Office	0	0	0	0	$412.53K	$338.32K	$781.17K
1341 - National Institute of Standards and Technology	$23.00K	$52.03K	$249.43K	$145.69K	$751.20K	$357.93K	$890.44K
1323 - Bureau of the Census	$817.56K	$1.77M	$521.06K	$697.72K	$847.42K	$351.83K	$565.35K
1335 - National Telecommunication and Information Administration	0	0	0	0	0	0	0.00
1304 - Office of the Inspector General	0	0	0	0	0	0	$3.44K
AGENCY TOTAL:	$3.18M	$3.41M	$1.60M	$3.07M	$3.27M	$2.41M	$2.80M

1400 - INTERIOR, DEPARTMENT OF	$932.29K	$3.34M	$1.76M	$3.31M	$4.23M	$5.77M	$1.94M

Bureau	2019	2018	2017	2016	2015	2014	2013
1436 - Bureau Of Safety And Environmental Enforcement	0	0	$94.58K	$179.11K	$444.94K	$475.89K	$355.88K
1448 - US Fish and Wildlife Service	0	$58.20K	$68.13K	$44.01K	$249.06K	$697.44K	$21.26K
1434 - US Geological Survey	$227.09K	$2.03M	$173.33K	$319.18K	$398.94K	$83.24K	0
1406 - Office of Policy, Management and Budget/Chief Financial Officer	$276.87K	$545.16K	$897.02K	$2.15M	$1.07M	$2.72M	$964.08K
1425 - Bureau of Reclamation	$60.11K	-5,716.36	$288.92K	$8.57K	$921.55K	$481.40K	$267.85K
1443 - National Park Service	$68.15K	$152.65K	$215.07K	$283.78K	$380.00K	$16.13K	$189.93K
1422 - Bureau of Land Management	$230.99K	$133.33K	$11.20K	$86.70K	$770.37K	$1.16M	$91.91K
1435 - Minerals Management	0	0	0	$232.03K	0	$82.40K	0

Copyright FEDMINE LLC, All Rights Reserved

CERTIFICATION DETAILS

Capabilities Narrative:

Aviation Consulting, Program Management, Project Support, System Engineering, Quality Assurance, Configuration Management, Engineering Support, R&D Support, Aviation Security, , Management Studies, Process Engineering, Human Factors, Technical Support

SBA Servicing Office:

WASHINGTON DISTRICT OFFICE (SBA office code 0353)

VIP Verified Certification:

Last Verified Date:	09/06/2019 17:47:53
Expiration Date:	09/06/2022 17:47:53
Capabilities Narrative:	We specialize in Enterprise Storage Solutions, Systems Development, and Enterprise Management Solutions.
Capabilities Keywords:	Computer and Computer Peripheral Equipment and Software Merchant Wholesalers, Other Electronic Parts; Computer and Computer Peripheral Equipment and Software Merchant Wholesalers; Other Computer Related Services

VIP Company Profile

Business Type Percentages:

(none given)

Bonding Levels:

Construction:	$0 (per contract)
Construction:	$0 (aggregate)
Service:	$0 (per contract)
Service:	$0 (aggregate)

Quality Standards:

Quality Assurance:	(none given)
EDI:	N

Export Details:

Activities:	Service(s), Consultant, Other
Exporting to:	(none given)
Relationships:	(none given)
Objective(s):	

Non-Government Certifications:

(none given)

Special Equipment

Source: DSBS.GOV Data
Source: Veterans Affairs VIP

Service							
1438 - Office of Surface Mining, Reclamation and Enforcement	$69.09K	$364.99K	$8.84K	0	0	$53.54K	0
1450 - Bureau of Indian Affairs	0	$63.05K	0	0	0	0	$45.44K
AGENCY TOTAL:	$932.29K	$3.34M	$1.76M	$3.31M	$4.23M	$5.77M	$1.94M

1500 - JUSTICE, DEPARTMENT OF	$4.02M	$5.21M	$8.70M	$16.18M	$8.82M	$9.26M	$4.45M

Bureau	2019	2018	2017	2016	2015	2014	2013
1540 - Bureau Of Prisons /Federal Prison System	0	$33.69K	$47.14K	$39.60K	$54.10K	0	$2.87M
1550 - Office of Justice Programs	$265.13K	$52.64K	$1.59M	$551.82K	$369.37K	$617.08K	$29.90K
1501 - Offices, Boards and Divisions	$1.96M	$2.12M	$4.38M	$11.72M	$7.26M	$5.22M	$937.49K
1524 - Drug Enforcement Administration	$397.25K	$176.76K	$52.32K	$57.80K	$266.73K	$191.00K	$414.06K
1544 - US Marshals Service	0	0	$19.33K	0	0.00	$43.34K	$41.61K
1549 - Federal Bureau of Investigation	$1.39M	$2.77M	$2.60M	$3.81M	$871.35K	$3.18M	$153.67K
1504 - Office of the Inspector General	0	0	$16.77K	0	0	0	0
1542 - FEDERAL PRISON INDUSTRIES / UNICOR	0	$56.84K	0	0	0	0	0
AGENCY TOTAL:	$4.02M	$5.21M	$8.70M	$16.18M	$8.82M	$9.26M	$4.45M

1600 - LABOR, DEPARTMENT OF	$553.39K	$614.33K	$1.04M	$13.54M	$54.98K	$523.39K	$25.58K

Bureau	2019	2018	2017	2016	2015	2014	2013
1605 - Office of the Assistant Secretary for Administration and Management	$456.17K	0	$839.07K	$13.54M	$30.05K	0	0
1645 - Mine Safety and Health Administration	0	0	0	0	$24.93K	$523.39K	$25.58K
1625 - Bureau of Labor Statistics	$85.70K	$440.86K	$141.76K	0	0	0	0
1665 - Pension Benefit Guaranty Corporation	$11.52K	$173.48K	$54.86K	0	0	0	0
AGENCY TOTAL:	$553.39K	$614.33K	$1.04M	$13.54M	$54.98K	$523.39K	$25.58K

1700 - NAVY, DEPARTMENT OF	$8.36M	$7.32M	$9.79M	$8.69M	$6.56M	$7.00M	$10.01M
1900 - STATE, DEPARTMENT OF	$1.41M	$3.75M	$9.46M	$19.50M	$4.10M	$2.32M	$2.30M
2000 - TREASURY, DEPARTMENT OF	$6.40M	$4.57M	$10.93M	$5.24M	$8.33M	$11.01M	$6.05M

Bureau	2019	2018	2017	2016	2015	2014	2013
2046 - Office of the Comptroller of the Currency	$14.07K	$5.04K	$1.51M	$480.95K	$635.47K	$3.84M	$15.77K
2036 - Bureau of the Public Debt	$2.69M	$4.12M	$2.85M	$3.62M	$3.68M	$5.32M	$3.03M
2050 - Internal Revenue Service	$3.69M	$451.31K	$6.43M	$1.09M	$4.01M	$1.81M	$3.00M
2004 - Inspector General	0	0	0	0	0	$36.94K	0
2044 - United States Mint	0	0	$133.63K	$34.03K	0	0	0
2001 - Departmental Offices	0	0	$10.91K	$10.39K	0	0	0
AGENCY TOTAL:	$6.40M	$4.57M	$10.93M	$5.24M	$8.33M	$11.01M	$6.05M

2100 - ARMY	-102,060.75	$18.64M	$17.31M	$8.15M	$8.42M	$3.49M	$1.11M
2400 - OFFICE OF PERSONNEL MANAGEMENT	$10.50M	$3.56M	$9.26M	$8.36M	$172.51K	$262.47K	$377.71K
2800 - SOCIAL SECURITY ADMINISTRATION	$981.73K	$1.77M	$2.39M	$954.38K	$1.69M	$4.01M	$1.87M

Copyright FEDMINE LLC, All Rights Reserved

	3100 - Nuclear Regulatory Commission	$1.53M	$1.36M	$1.19M	$92.57K	$391.12K	$92.57K	$92.57K
	3600 - DEPARTMENT OF VETERANS AFFAIRS	$70.97M	$71.89M	$78.65M	$91.81M	$48.02M	$60.33M	$60.43M
−	4700 - GENERAL SERVICES ADMINISTRATION	$101.14K	$501.24K	$339.30K	$508.55K	$867.03K	$1.87M	$1.73M

Bureau	2019	2018	2017	2016	2015	2014	2013
4732 - Federal Acquisition Service	0	$332.30K	$176.92K	$151.22K	$747.78K	$1.29M	$1.73M
4740 - Public Buildings Service	0	$168.94K	$162.38K	$341.57K	$119.25K	$122.60K	0
4705 - Office of the Chief People Officer	0	0	0	$15.76K	0	$435.50K	0
4704 - Office of Inspector General	0	0	0	0	0	$23.19K	0
4773 - Office of Administrative Services, Internal Acquisition Division	$101.14K	0	0	0	0	0	0
AGENCY TOTAL:	$101.14K	$501.24K	$339.30K	$508.55K	$867.03K	$1.87M	$1.73M

	4900 - NATIONAL SCIENCE FOUNDATION	$219.81K	$405.01K	$232.77K	$815.07K	$847.14K	$441.35K	$505.00K
	5000 - Securities and Exchange Commission	$4.77M	$4.81M	$8.76M	$19.14M	$14.94M	$1.36M	$12.73M
	5700 - AIR FORCE	$75.67K	$219.05K	$720.58K	$2.44M	$3.47M	$15.63M	$9.29M
	6100 - Consumer Product Safety Commission	$5.27K	$5.59K	$57.73K	$230.26K	$119.12K	0	0
	6300 - National Labor Relations Board	0	0	$59.73K	$249.67K	$3.12K	$26.18K	$7.77K
	6800 - ENVIRONMENTAL PROTECTION AGENCY	$193.91K	$29.73K	$233.41K	$12.62K	$206.17K	$648.38K	$184.73K
−	6900 - TRANSPORTATION	$669.93K	$414.80K	$76.71K	$149.85K	$535.02K	$842.19K	$396.69K

Bureau	2019	2018	2017	2016	2015	2014	2013
6901 - Immediate Office of the Secretary of Transportation	$107.86K	$95.93K	$19.08K	$138.13K	$535.02K	$820.69K	$357.80K
6925 - Federal Highway Administration	0.00	$18.87K	0	$11.72K	0	$21.51K	0
6940 - National Highway Traffic Safety Administration	0	0	0	0	0	0	$29.30K
6957 - Bureau of Transportation Statistics	0	0	$25.77K	0	0	0	$9.59K
6955 - Federal Transit Administration	0	0	$31.85K	0	0	0	0
6920 - Federal Aviation Administration	$477.06K	$300.00K	0	0	0	0	0
6938 - Maritime Administration	$43.35K	0	0	0	0	0	0
6930 - Federal Railroad Administration	$41.66K	0	0	0	0	0	0
AGENCY TOTAL:	$669.93K	$414.80K	$76.71K	$149.85K	$535.02K	$842.19K	$396.69K

−	7000 - HOMELAND SECURITY	$11.22M	$13.16M	$6.30M	$8.20M	$4.94M	$11.36M	$2.46M

Bureau	2019	2018	2017	2016	2015	2014	2013
7013 - Transportation Security Administration	$2.94M	$909.83K	$2.20M	$1.90M	-557,260.44	-0.03	$5.17K
7008 - United States Coast Guard	$1.01M	$1.08M	0	0	$226.52K	$267.54K	0
7014 - Bureau of Customs and Border Protection Service	$4.72M	$9.89M	$2.88M	$4.97M	$4.41M	$7.22M	$1.27M
7001 - Office of the Secretary, Department of Homeland Security	$2.49M	$1.09M	$395.24K	$560.52K	$290.55K	$259.62K	$283.62K

Copyright FEDMINE LLC, All Rights Reserved

7022 - Federal Emergency Management Agency	0	$85.56K	$120.00K	$298.47K	$559.76K	$528.44K	$29.18K
7012 - Bureau of Immigration and Customs Enforcement	$61.04K	0	$178.66K	$9.50K	$12.77K	$9.34K	$32.06K
7003 - Bureau of Citizenship and Immigration	0.00	$31.24K	$4.09K	$4.09K	0	$72.37K	$649.63K
7009 - U.S. Secret Service	0	$14.94K	$453.56K	$97.81K	0	$3.01M	$198.92K
7004 - Office of the Inspector General	0	$64.48K	$62.37K	$358.14K	0	0	0
AGENCY TOTAL:	$11.22M	$13.16M	$6.30M	$8.20M	$4.94M	$11.36M	$2.46M

7100 - Overseas Private Investment Corporation	$54.47K	0	$9.15K	$56.85K	$20.12K	0	0
7500 - HEALTH AND HUMAN SERVICES	$12.43M	$13.06M	$8.97M	$9.86M	$9.34M	$7.85M	$5.76M

Bureau	2019	2018	2017	2016	2015	2014	2013
7523 - Centers for Disease Control and Prevention	$94.90K	$597.19K	$396.18K	$1.52M	$1.40M	$1.62M	$997.36K
7524 - Food and Drug Administration	$3.86M	$5.50M	$2.63M	$2.25M	$4.10M	$5.09M	$3.87M
7555 - Office of the Asst. Secretary for Health (except national centers)	0.00	0	0	$83.86K	$639.89K	$327.07K	$561.34K
7527 - Indian Health Service	$1.44M	$130.61K	$418.40K	$39.87K	$238.45K	0	0
7526 - Health Resources and Services Administration	$788.00K	$320.53K	$170.22K	$775.13K	$166.82K	0	0
7529 - National Institutes of Health	$4.70M	$3.85M	$2.42M	$2.05M	$1.33M	$815.58K	$334.04K
7530 - Centers for Medicare and Medicaid Services (old: Health Care Financing Admin.)	$427.08K	$427.08K	$427.08K	$427.29K	$1.47M	0	0
7505 - Office of Assistant Secretary for Administration and Management (formerly:...Budget)	$549.42K	$182.17K	$182.17K	0	0	0	0
7570 - Office of the Asst. Secretary for Administration (ASA)	$574.80K	$2.05M	$2.32M	$2.71M	0	0	0
AGENCY TOTAL:	$12.43M	$13.06M	$8.97M	$9.86M	$9.34M	$7.85M	$5.76M

8000 - NATIONAL AERONAUTICS AND SPACE ADMINISTRATION	$1.48M	$2.44M	$690.67K	$2.97M	$1.78M	$3.33M	$4.01M
8900 - ENERGY, DEPARTMENT OF	$28.95M	$18.53M	$13.56M	$13.93M	$10.29M	$11.21M	$1.37M

Bureau	2019	2018	2017	2016	2015	2014	2013
8960 - Federal Energy Regulatory Commission	$173.74K	$1.70M	$1.66M	$1.53M	$1.04M	$778.45K	$17.64K
AGENCY TOTAL:	$173.74K	$1.70M	$1.66M	$1.53M	$1.04M	$778.45K	$17.64K

9100 - EDUCATION, DEPARTMENT OF	0	0	$92.16K	$240.94K	$141.99K	$38.82K	$42.45K
9543 - Millennium Challenge Corporation	$550.00K	$742.32K	$538.88K	$546.88K	$472.67K	0	0
9568 - Broadcasting Board of Governors	0	0	0	0	$35.51K	0	0
9594 - Court Services & Offender Supervision Agency for DC	0	$1.00K	$87.06K	$11.29K	$11.29K	$272.72K	$152.01K
96CE - US ARMY CORPS OF ENGINEERS - Civil programs	0	$49.54K	0	$6.21K	$40.09K	0	0
9700 - DEFENSE, DEPARTMENT OF	$6.43M	$21.56M	$15.06M	$25.03M	$35.17M	$67.87M	$38.12M

Bureau	2019	2018	2017	2016	2015	2014	2013

Copyright FEDMINE LLC, All Rights Reserved

97ZS - US Special Operations Command (USSOCOM)	$592.83K	$1.94M	$3.51M	$11.04M	$3.52M	$27.97M	$13.13M
97AK - Defense Information Systems Agency (DISA)	$5.34M	$14.32M	$8.00M	$11.16M	$29.20M	$35.50M	$22.69M
9761 - Defense Threat Reduction Agency (DTRA)	0	$81.19K	$119.82K	$38.12K	$20.24K	$118.30K	$757.64K
97F2 - Department of Defense Education Activity (DoDEA)	0	$113.95K	$207.78K	$73.58K	$227.77K	$2.55M	0.00
97F5 - Washington Headquarters Services (WHS)	0	$55.10K	$23.02K	$411.54K	$20.28K	$29.23K	$330.43K
97BZ - Defense Finance and Accounting Service (DFAS)	$170.08K	$101.32K	$85.65K	$52.46K	$52.44K	$604.04K	$215.74K
97F1 - American Forces Information Service	0	0	0	0	$98.03K	0	0
97AV - Defense Security Service (DSS)	0	0	0	$554.35K	$598.70K	$1.05M	$344.89K
97DH - Defense Health Agency	$227.47K	$4.95M	$3.11M	$382.83K	$1.38M	0	0
9776 - US Transportation Command (USTRANSCOM-AQ)	$99.49K	0	$9.40K	$44.02K	$55.56K	$47.86K	0
97AT - Defense Security Assistance Agency (DSAA)	0	0	0	0	0	$0.08K	$25.36K
97HW - Uniformed Services University of the Health Sciences	0	0	0	0	0	-23.36	0
9748 - Defense Human Resources Activity	0	0	0.00	$1.21M	0	0	$624.06K
9760 - Defense Health Agency - DHA (TRICARE Management Activity)	0	0	0	0	0	0	$5.99K
97AZ - Defense Commissary Agency (DeCA)	0	0	0.00	$64.79K	0	0	0
AGENCY TOTAL:	$6.43M	$21.56M	$15.06M	$25.03M	$35.17M	$67.87M	$38.12M

97AS - DEFENSE LOGISTICS AGENCY (DLA)	$306.80K	$2.89M	$1.04M	$1.15M	$5.53M	$9.67M	$2.46M
955F - Consumer Financial Protection Bureau	$91.77K	$89.34K	$88.13K	$85.70K	$84.48K	0	0
9507 - Commodity Futures Trading Commission	$30.92K	$67.87K	$476.75K	$80.10K	0	$51.90K	$67.98K
9508 - National Transportation Safety Board	0	$5.39K	$37.94K	$117.82K	0	$14.88K	0
2900 - Federal Trade Commission	$15.22K	$52.75K	$52.75K	$584.70K	0	0	$305.06K
9506 - Federal Election Commission	0	0	$18.29K	0	0	0	$10.54K
2700 - Federal Communications Commission	$100.58K	$104.21K	$561.58K	$95.23K	0	0	0
6000 - Railroad Retirement Board	0	$70.21K	$94.62K	0	0	0	0
6500 - Federal Maritime Commission	0	0	$0.77K	$16.08K	0	0	0
7300 - Small Business Administration	$295.28K	$526.47K	$857.61K	$373.74K	0	0	0
8300 - Export-Import Bank of the U.S.	$29.91K	$34.23K	$34.13K	$24.76K	0	0	0
8800 - NATIONAL ARCHIVES AND RECORDS ADMINISTRATION	$506.37K	$506.37K	$506.37K	$519.65K	0	0	0
5300 - THE INSTITUE OF MUSEUM AND LIBRARY SERVICES	0	0	$8.24K	0	0	0	0
3300 - SMITHSONIAN INSTITUTION	0	0	0	$8.25K	0	0	0

Bureau	2019	2018	2017	2016	2015	2014	2013
3355 - National Gallery of Art	0	0	0	$8.25K	0	0	0
AGENCY TOTAL:	0.00	0.00	0.00	$8.25K	0.00	0.00	0.00

Copyright FEDMINE LLC, All Rights Reserved

7200 - AGENCY FOR INTERNATIONAL DEVELOPMENT	$377.98K	$377.98K	0	0	0	0	0
9565 - Chemical Safety and Hazard Investigation Board	$4.19K	$34.53K	0	0	0	0	0
0000 - THE LEGISLATIVE BRANCH	$41.36K	0	0	0	0	0	0

Bureau	2019	2018	2017	2016	2015	2014	2013
0559 - GAO, except Comptroller General	$41.36K	0	0	0	0	0	0
AGENCY TOTAL:	$41.36K	0.00	0.00	0.00	0.00	0.00	0.00

GRAND TOTAL:	$183.29M	$210.79M	$217.67M	$272.22M	$189.58M	$243.12M	$173.50M

AGENCY (Funding)	2019	2018	2017	2016	2015	2014	2013
1100 - EXECUTIVE OFFICE OF THE PRESIDENT	0	$9.56K	$19.60K	$157.25K	$575.94K	$402.50K	$60.53K

Bureau	2019	2018	2017	2016	2015	2014	2013
1143 - Inter-American Foundation	0	0	0	0	0	$11.28K	0
1105 - Office of Administration	0	0	0	0	0	$149.37K	$33.97K
AGENCY TOTAL:	0.00	0.00	0.00	0.00	0.00	$160.65K	$33.97K

1145 - Peace Corps	$482.24K	$865.04K	$1.25M	$889.91K	$590.70K	$459.83K	0
1200 - AGRICULTURE, DEPARTMENT OF	$5.13M	$3.78M	$4.76M	$4.82M	$5.52M	$3.06M	$2.14M

Bureau	2019	2018	2017	2016	2015	2014	2013
1205 - Office of the Chief Financial Officer	$301.46K	$2.24M	$3.12M	$2.77M	$656.01K	$436.65K	$624.24K
12A7 - Office of the Chief Information Officer	$625.93K	$841.16K	$1.12M	$1.43M	$4.41M	$2.01M	$1.01M
12D2 - Farm Service Agency	0	0	0	0	$78.68K	0	0
12G2 - Food Safety and Inspection Service	0	0	$241.80K	$214.41K	$214.41K	$214.41K	$307.13K
12H2 - Agricultural Research Service	0	$19.54K	$31.13K	$54.08K	$22.96K	$200.60K	$7.37K
12C2 - Forest Service	$15.00K	$15.00K	$15.00K	$105.90K	$137.76K	$13.63K	$38.45K
12F2 - Food and Nutrition Service	$30.78K	-17,690.94	$52.40K	$97.56K	0	$120.91K	$144.91K
1204 - Office of the Inspector General	$94.81K	$377.04K	$19.04K	0	0	$34.67K	0
12K2 - Agricultural Marketing Service	$119.44K	0	0	0	0	$32.99K	0
12D3 - Foreign Agricultural Service	0	0	0.00	0	0	0	$5.44K
12H3 - Cooperative State Research, Education, and Extension Service	0	0	$5.30K	0	0	0	0
12H4 - Economic Research Service	0	$8.25K	$11.01K	0	0	0	0
12H5 - National Agricultural Statistics Service	$131.43K	$176.13K	$146.23K	$100.32K	0	0	0
12K3 - Animal and Plant Health Inspection Service	$3.81M	0	0	$49.05K	0	0	0
12C3 - Natural Resources Conservation Service	0	$119.85K	0	0	0	0	0
AGENCY TOTAL:	$5.13M	$3.78M	$4.76M	$4.82M	$5.52M	$3.06M	$2.14M

1300 - COMMERCE, DEPARTMENT OF	$3.18M	$3.41M	$1.60M	$3.07M	$3.50M	$2.92M	$2.85M

Copyright FEDMINE LLC, All Rights Reserved

Bureau	2019	2018	2017	2016	2015	2014	2013
1323 - Bureau of the Census	$817.56K	$1.77M	$521.06K	$697.72K	$847.42K	$351.83K	$565.35K
1335 - National Telecommunication and Information Administration	0	-6,415.52	0	0	$369.97K	0	0.00
1344 - Patent and Trademark Office	0	0	0	0	$412.53K	$338.32K	$781.17K
1325 - Economic Development Administration	0	0	0	0	$37.81K	$5.83K	$5.62K
1330 - National Oceanic and Atmospheric Administration	$2.10M	$986.64K	$832.54K	$2.03M	$1.47M	$1.87M	$563.22K
1350 - International Trade Administration	0	0.00	0	0	$105.01K	$65.65K	$39.00K
1341 - National Institute of Standards and Technology	$23.00K	$46.24K	$220.61K	$145.69K	$232.35K	$276.39K	$557.85K
1301 - Office of the Secretary	0	0	0.00	$192.78K	$18.18K	0	0
1342 - National Technical Information Service	$58.74K	$250.06K	$18.63K	0	$11.75K	$10.07K	$287.97K
1352 - Minority Business Development Agency	0	0	0	0	0	0	0.00
1304 - Office of the Inspector General	0	$25.63K	0	0	0	0	$3.44K
1316 - BUREAU OF INDUSTRY AND SECURITY	0	0	$10.19K	0	0	0	0
1321 - Bureau of Economic Analysis	$178.60K	$332.76K	0	0	0	0	0
AGENCY TOTAL:	$3.18M	$3.41M	$1.60M	$3.07M	$3.50M	$2.92M	$2.80M

1400 - INTERIOR, DEPARTMENT OF	$932.29K	$3.34M	$1.75M	$3.31M	$4.10M	$3.97M	$1.54M

Bureau	2019	2018	2017	2016	2015	2014	2013
1403 - Office of the Solicitor	0	$5.97K	0.00	-2,260.49	$2.26K	$73.27K	0
1436 - Bureau Of Safety And Environmental Enforcement	0	0	$94.58K	$179.11K	$444.94K	$475.89K	$355.88K
1434 - US Geological Survey	$227.09K	$2.03M	$173.33K	$319.18K	$398.94K	$83.24K	0
140S - Office of the Secretary of the Interior	0	0	0	0.00	$878.05K	0.00	$356.41K
1448 - US Fish and Wildlife Service	0	$58.20K	$68.13K	$44.01K	$249.06K	$697.44K	$21.26K
1425 - Bureau of Reclamation	$60.11K	-5,716.36	$288.92K	$8.57K	$921.55K	$481.40K	$267.85K
1406 - Office of Policy, Management and Budget/Chief Financial Officer	$267.90K	$539.19K	$892.63K	$1.82M	$59.07K	$837.34K	$210.85K
1443 - National Park Service	$77.12K	$152.65K	$215.07K	$283.78K	$380.00K	$16.13K	$189.93K
1422 - Bureau of Land Management	$230.99K	$133.33K	$11.20K	$86.70K	$770.37K	$1.16M	$91.91K
1435 - Minerals Management Service	0	0	0	$232.03K	0	$82.40K	0
1438 - Office of Surface Mining, Reclamation and Enforcement	$69.09K	$364.99K	$8.84K	0	0	$53.54K	0
1450 - Bureau of Indian Affairs	0	$63.05K	0	0	0	0	$45.44K
1415 - Office of the Special Trustee for American Indians	0.00	0	0	$333.15K	0	0	0
AGENCY TOTAL:	$932.29K	$3.34M	$1.75M	$3.31M	$4.10M	$3.97M	$1.54M

1500 - JUSTICE, DEPARTMENT OF	$4.02M	$5.21M	$8.70M	$16.18M	$8.82M	$9.26M	$4.45M

Bureau	2019	2018	2017	2016	2015	2014	2013
1540 - Bureau Of Prisons /Federal Prison System	0	$33.69K	$47.14K	$39.60K	$54.10K	0	$2.87M
1501 - Offices, Boards and Divisions	$1.96M	$2.12M	$4.38M	$11.72M	$7.26M	$5.22M	$937.49K

Copyright FEDMINE LLC, All Rights Reserved

1550 - Office of Justice Programs	$265.13K	$52.64K	$1.59M	$551.82K	$369.37K	$617.08K	$29.90K
1524 - Drug Enforcement Administration	$397.25K	$176.76K	$52.32K	$57.80K	$266.73K	$191.00K	$414.06K
1544 - US Marshals Service	0	0	$19.33K	0	0.00	$43.34K	$41.61K
1549 - Federal Bureau of Investigation	$1.39M	$2.77M	$2.60M	$3.81M	$871.35K	$3.18M	$153.67K
1504 - Office of the Inspector General	0	0	$16.77K	0	0	0	0
1542 - FEDERAL PRISON INDUSTRIES / UNICOR	0	$56.84K	0	0	0	0	0
AGENCY TOTAL:	$4.02M	$5.21M	$8.70M	$16.18M	$8.82M	$9.26M	$4.45M

1600 - LABOR, DEPARTMENT OF	$553.39K	$614.33K	$203.33K	$1.10M	$54.98K	$523.39K	$25.58K

Bureau	2019	2018	2017	2016	2015	2014	2013
1605 - Office of the Assistant Secretary for Administration and Management	$456.17K	0	$6.71K	$336.35K	$30.05K	0	0
1645 - Mine Safety and Health Administration	0	0	0	0	$24.93K	$523.39K	$25.58K
1625 - Bureau of Labor Statistics	$85.70K	$440.86K	$141.76K	0	0	0	0
1665 - Pension Benefit Guaranty Corporation	$11.52K	$173.48K	$54.86K	0	0	0	0
1630 - Employment and Training Administration	0	0	0	$759.00K	0	0	0
AGENCY TOTAL:	$553.39K	$614.33K	$203.33K	$1.10M	$54.98K	$523.39K	$25.58K

1700 - NAVY, DEPARTMENT OF	$8.36M	$7.53M	$8.51M	$8.90M	$7.15M	$7.46M	$15.11M
1900 - STATE, DEPARTMENT OF	$1.41M	$4.08M	$9.46M	$19.50M	$4.10M	$2.32M	$2.25M
2000 - TREASURY, DEPARTMENT OF	$6.34M	$4.44M	$10.58M	$4.53M	$7.70M	$10.72M	$5.76M

Bureau	2019	2018	2017	2016	2015	2014	2013
2014 - Office of the Inspector General for Tax Administration	0.00	$7.94K	$7.94K	$8.96K	$69.86K	$98.64K	$12.89K
2022 - Alcohol and Tobacco Tax and Trade Bureau	0	0.00	-49,137.47	$66.44K	$64.32K	$158.59K	$65.16K
2036 - Bureau of the Public Debt	$2.55M	$3.39M	$2.54M	$2.69M	$1.66M	$2.98M	$2.23M
2001 - Departmental Offices	0.00	$403.60K	- 345,908.06	$253.98K	$1.02M	$1.12M	$418.85K
2041 - Bureau of Engraving and Printing	0	0	$48.91K	0	$37.07K	$86.66K	$81.83K
2026 - Financial Crimes Enforcement Network	0	$35.20K	0.00	$24.95K	$843.09K	$1.48M	$85.04K
2046 - Office of the Comptroller of the Currency	$14.07K	$5.04K	$1.51M	$480.95K	$635.47K	$4.05M	$239.01K
2050 - Internal Revenue Service	$3.69M	$62.49K	$6.73M	$957.41K	$3.38M	$717.25K	$2.63M
2004 - Inspector General	0	0	0	$8.03K	0	$36.94K	0
2044 - United States Mint	$91.97K	$534.10K	$133.63K	$34.03K	0	0	0
AGENCY TOTAL:	$6.34M	$4.44M	$10.58M	$4.53M	$7.70M	$10.72M	$5.76M

2100 - ARMY	$2.24M	$19.24M	$22.65M	$9.97M	$12.00M	$3.48M	$3.95M
2400 - OFFICE OF PERSONNEL MANAGEMENT	$10.50M	$3.56M	$9.26M	$8.36M	$172.51K	$262.47K	$377.71K
2800 - SOCIAL SECURITY ADMINISTRATION	$981.73K	$1.77M	$2.39M	$954.38K	$1.69M	$4.03M	$2.21M
3100 - Nuclear Regulatory Commission	$1.53M	$1.36M	$1.19M	$92.57K	$391.12K	$92.57K	$92.57K

Copyright FEDMINE LLC, All Rights Reserved

	3600 - DEPARTMENT OF VETERANS AFFAIRS	$70.97M	$71.89M	$78.65M	$91.81M	$48.02M	$60.69M	$60.77M
−	4700 - GENERAL SERVICES ADMINISTRATION	$101.14K	$168.94K	$162.38K	$357.33K	$119.25K	$990.40K	$585.79K

Bureau	2019	2018	2017	2016	2015	2014	2013
4740 - Public Buildings Service	0	$168.94K	$162.38K	$341.57K	$119.25K	$122.60K	0
4750 - Office of the Chief Information Officer	$13.64K	0	0	$15.76K	0.00	$844.60K	$585.79K
4704 - Office of Inspector General	0	0	0	0	0	$23.19K	0
4770 - OFFICE OF HUMAN RESOURCES MANAGEMENT	$87.50K	0	0	0	0	0	0
AGENCY TOTAL:	$101.14K	$168.94K	$162.38K	$357.33K	$119.25K	$990.40K	$585.79K

4900 - NATIONAL SCIENCE FOUNDATION	$219.81K	$405.01K	$232.77K	$815.07K	$847.14K	$441.35K	$505.00K
5000 - Securities and Exchange Commission	$4.77M	$4.81M	$8.76M	$19.14M	$14.94M	$1.36M	$12.73M
5700 - AIR FORCE	$75.67K	$220.55K	$2.49M	$2.33M	$4.26M	$18.21M	$9.35M
6100 - Consumer Product Safety Commission	$5.27K	$5.59K	$57.73K	$230.26K	$119.12K	0	0
6300 - National Labor Relations Board	0	0	$59.73K	$249.67K	$3.12K	$26.18K	$7.77K
6800 - ENVIRONMENTAL PROTECTION AGENCY	$193.91K	$29.73K	$233.41K	$12.62K	$206.17K	$648.38K	$184.73K
− 6900 - TRANSPORTATION	$669.93K	$414.80K	$76.71K	$149.85K	$535.02K	$842.19K	$396.69K

Bureau	2019	2018	2017	2016	2015	2014	2013
6901 - Immediate Office of the Secretary of Transportation	$107.86K	$95.93K	$19.08K	$138.13K	$535.02K	$814.75K	$357.80K
6925 - Federal Highway Administration	0.00	$18.87K	0	$11.72K	0	$21.51K	0
6940 - National Highway Traffic Safety Administration	0	0	0	0	0	0	$29.30K
6957 - Bureau of Transportation Statistics	0	0	$25.77K	0	0	0	$9.59K
6955 - Federal Transit Administration	0	0	$31.85K	0	0	0	0
6920 - Federal Aviation Administration	$477.06K	$300.00K	0	0	0	0	0
6938 - Maritime Administration	$43.35K	0	0	0	0	0	0
6930 - Federal Railroad Administration	$41.66K	0	0	0	0	0	0
AGENCY TOTAL:	$669.93K	$414.80K	$76.71K	$149.85K	$535.02K	$836.26K	$396.69K

− 7000 - HOMELAND SECURITY	$8.75M	$12.43M	$5.90M	$8.20M	$4.94M	$11.36M	$2.46M

Bureau	2019	2018	2017	2016	2015	2014	2013
7001 - Office of the Secretary, Department of Homeland Security	$18.97K	0	0	$560.52K	$290.55K	$259.62K	$283.62K
7013 - Transportation Security Administration	$2.94M	$909.83K	$2.20M	$1.90M	-557,260.44	-0.03	$5.17K
7008 - United States Coast Guard	$1.01M	$1.08M	0	0	$226.52K	$267.54K	0
7022 - Federal Emergency Management Agency	0	$85.56K	$120.00K	$298.47K	$559.76K	$528.44K	$29.18K
7012 - Bureau of Immigration and Customs Enforcement	$46.30K	0	$178.66K	$9.50K	$12.77K	$9.34K	$32.06K
7014 - Bureau of Customs and Border Protection Service	$4.72M	$9.89M	$2.88M	$4.97M	$4.41M	$7.22M	$1.27M

Copyright FEDMINE LLC, All Rights Reserved

7003 - Bureau of Citizenship and Immigration	0.00	$31.24K	$4.09K	$4.09K	0	$72.37K	$649.63K
7009 - U.S. Secret Service	0	$14.94K	$453.56K	$97.81K	0	$3.01M	$198.92K
7050 - Under Secretary for Management	0	0.00	0.00	0	0	0	0
7004 - Office of the Inspector General	0	$64.48K	$62.37K	$358.14K	0	0	0
7002 - Immediate Office of the Secretary	0.00	$248.72K	0	0	0	0	0
7040 - Under Secretary for Science and Technology	$16.05K	$104.01K	0	0	0	0	0
AGENCY TOTAL:	$8.75M	$12.43M	$5.90M	$8.20M	$4.94M	$11.36M	$2.46M

7100 - Overseas Private Investment Corporation	$54.47K	0	$9.15K	$56.85K	$20.12K	0	0
7500 - HEALTH AND HUMAN SERVICES	$12.43M	$11.61M	$7.64M	$9.86M	$9.34M	$7.85M	$5.76M

Bureau	2019	2018	2017	2016	2015	2014	2013
7529 - National Institutes of Health	$3.76M	$3.85M	$2.42M	$2.05M	$1.33M	$815.58K	$334.04K
7523 - Centers for Disease Control and Prevention	$94.90K	$597.19K	$396.18K	$1.52M	$1.40M	$1.62M	$997.36K
7524 - Food and Drug Administration	$3.86M	$5.50M	$2.63M	$2.25M	$4.10M	$5.09M	$3.87M
7570 - Office of the Asst. Secretary for Administration (ASA)	$1.52M	$604.29K	$996.54K	$2.79M	$639.89K	$327.07K	$561.34K
7527 - Indian Health Service	$1.44M	$130.61K	$418.40K	$39.87K	$238.45K	0	0
7526 - Health Resources and Services Administration	$788.00K	$320.53K	$170.22K	$775.13K	$166.82K	0	0
7530 - Centers for Medicare and Medicaid Services (old: Health Care Financing Admin.)	$427.08K	$427.08K	$427.08K	$427.29K	$1.47M	0	0
7505 - Office of Assistant Secretary for Administration and Management (formerly:...Budget)	$549.42K	$182.17K	$182.17K	0	0	0	0
AGENCY TOTAL:	$12.43M	$11.61M	$7.64M	$9.86M	$9.34M	$7.85M	$5.76M

8000 - NATIONAL AERONAUTICS AND SPACE ADMINISTRATION	$1.48M	$2.44M	$690.67K	$2.97M	$1.78M	$3.33M	$4.01M
8900 - ENERGY, DEPARTMENT OF	$28.95M	$18.53M	$13.56M	$13.93M	$10.29M	$11.21M	$1.37M

Bureau	2019	2018	2017	2016	2015	2014	2013
8960 - Federal Energy Regulatory Commission	$173.74K	$1.70M	$1.66M	$1.53M	$1.04M	$778.45K	$17.64K
AGENCY TOTAL:	$173.74K	$1.70M	$1.66M	$1.53M	$1.04M	$778.45K	$17.64K

9100 - EDUCATION, DEPARTMENT OF	0	0	$92.16K	$240.94K	$141.99K	$38.82K	$42.45K
9543 - Millennium Challenge Corporation	$550.00K	$742.32K	$538.88K	$546.88K	$472.67K	0	0
9568 - Broadcasting Board of Governors	0	0	0	0	$35.51K	0	0
9594 - Court Services & Offender Supervision Agency for DC	0	$1.00K	$87.06K	$11.29K	$11.29K	$272.72K	$152.01K
9700 - DEFENSE, DEPARTMENT OF	$4.09M	$22.26M	$10.74M	$23.27M	$30.85M	$64.27M	$30.98M

Bureau	2019	2018	2017	2016	2015	2014	2013
97ZS - US Special Operations Command (USSOCOM)	$592.83K	$1.94M	$3.51M	$11.15M	$3.52M	$27.97M	$13.13M
97AK - Defense Information Systems Agency (DISA)	$2.86M	$12.45M	$3.12M	$8.84M	$23.41M	$30.00M	$12.04M

Copyright FEDMINE LLC, All Rights Reserved

97AR - Defense Contract Audit Agency (DCAA)	0	$178.77K	0	0	$444.92K	$204.30K	$100.43K
9761 - Defense Threat Reduction Agency (DTRA)	0	$81.19K	$119.82K	$38.12K	$20.24K	$118.30K	$757.64K
97EX - Inspector General, Office of (OIG)	0	$113.95K	$207.78K	$73.58K	$227.77K	0	0
97AT - Defense Security Assistance Agency (DSAA)	0	0	$135.60K	$135.60K	$952.21K	$0.08K	$25.36K
97BZ - Defense Finance and Accounting Service (DFAS)	$170.08K	$101.32K	$85.65K	$52.46K	$52.44K	$753.12K	$215.74K
97F1 - American Forces Information Service	0	0	0	0	$98.03K	0	0
97AV - Defense Security Service (DSS)	0	0	0	$554.35K	$598.70K	$1.05M	$344.89K
97DH - Defense Health Agency	$227.47K	$7.06M	$3.11M	$253.12K	$1.36M	$1.50M	0
97F2 - Department of Defense Education Activity (DoDEA)	0	0	0	0.00	0	$2.55M	0.00
9776 - US Transportation Command (USTRANSCOM-AQ)	$99.49K	0	0.00	0	0	$47.86K	0
97HW - Uniformed Services University of the Health Sciences	0	0	0	0	0	-23.36	0
9748 - Defense Human Resources Activity	0	0	0.00	$1.21M	0	0	$624.06K
97AZ - Defense Commissary Agency (DeCA)	0	0	0.00	$64.79K	0	0	0.00
9760 - Defense Health Agency - DHA (TRICARE Management Activity)	0	0	0	0	0	0	$5.99K
9763 - Defense Contract Management Agency (DCMA)	$75.31K	0	0	0	0	0	0
AGENCY TOTAL:	$4.03M	$21.92M	$10.28M	$22.38M	$30.68M	$64.20M	$27.24M

97AS - DEFENSE LOGISTICS AGENCY (DLA)	$306.80K	$2.84M	$1.04M	$1.15M	$5.53M	$12.06M	$4.93M
955F - Consumer Financial Protection Bureau	$147.46K	$181.76K	$382.10K	$796.31K	$715.07K	$87.36K	$287.95K
8600 - HOUSING AND URBAN DEVELOPMENT	0	0	0	0	0	$168.35K	0

Bureau	2019	2018	2017	2016	2015	2014	2013
8604 - Office of Inspector General	0	0	0	0	0	$168.35K	0
AGENCY TOTAL:	0.00	0.00	0.00	0.00	0.00	$168.35K	0.00

9507 - Commodity Futures Trading Commission	$30.92K	$67.87K	$476.75K	$80.10K	0	$51.90K	$67.98K
9508 - National Transportation Safety Board	0	$5.39K	$37.94K	$117.82K	0	$14.88K	0
9549 - Office of Government Ethics	0	$3.34K	$54.70K	$3.09K	0	$22.78K	0
2900 - Federal Trade Commission	$15.22K	$52.75K	$52.75K	$584.70K	0	0	$305.06K
9506 - Federal Election Commission	0	0	$18.29K	0	0	0	$10.54K
2700 - Federal Communications Commission	$100.58K	$104.21K	$561.58K	$95.23K	0	0	0
6000 - Railroad Retirement Board	0	$70.21K	$94.62K	0	0	0	0
6201 - Office of Special Counsel	0	0.00	$4.40K	0	0	0	0
6500 - Federal Maritime Commission	0	0	$0.77K	$16.08K	0	0	0
7300 - Small Business Administration	$295.28K	$526.47K	$857.61K	$373.74K	0	0	0
8300 - Export-Import Bank of the U.S.	$29.91K	$34.23K	$34.13K	$24.76K	0	0	0
8800 - NATIONAL ARCHIVES AND RECORDS ADMINISTRATION	$506.37K	$506.37K	$506.37K	$519.65K	0	0	0

Copyright FEDMINE LLC, All Rights Reserved

5300 - THE INSTITUE OF MUSEUM AND LIBRARY SERVICES	0	0	$8.24K	0	0	0	0
3300 - SMITHSONIAN INSTITUTION	0	0	0	$8.25K	0	0	0

Bureau	2019	2018	2017	2016	2015	2014	2013
3355 - National Gallery of Art	0	0	0	$8.25K	0	0	0
AGENCY TOTAL:	0.00	0.00	0.00	$8.25K	0.00	0.00	0.00

7200 - AGENCY FOR INTERNATIONAL DEVELOPMENT	$377.98K	$377.98K	0	0	0	0	0
9524 - National Mediation Board	0	$38.82K	0	0	0	0	0
9565 - Chemical Safety and Hazard Investigation Board	$4.19K	$34.53K	0	0	0	0	0
0000 - THE LEGISLATIVE BRANCH	$41.36K	0	0	0	0	0	0

Bureau	2019	2018	2017	2016	2015	2014	2013
0559 - GAO, except Comptroller General	$41.36K	0	0	0	0	0	0
AGENCY TOTAL:	$41.36K	0.00	0.00	0.00	0.00	0.00	0.00

GRAND TOTAL:	$180.82M	$210.00M	$216.44M	$259.77M	$189.54M	$242.90M	$175.72M

Source: FEDMINE analysis of Federal Procurement Data system - Next Generation Data (FPDS-NG)

NORTH AMERICAN INDUSTRY CLASSIFICATION SYSTEM (NAICS)

333314 - OPTICAL INSTRUMENT AND LENS MANUFACTURING

333316 - PHOTOGRAPHIC AND PHOTOCOPYING EQUIPMENT MANUFACTURING

334111 - ELECTRONIC COMPUTER MANUFACTURING

334112 - COMPUTER STORAGE DEVICE MANUFACTURING

334118 - COMPUTER TERMINAL AND OTHER COMPUTER PERIPHERAL EQUIPMENT MANUFACTURING

334310 - AUDIO AND VIDEO EQUIPMENT MANUFACTURING

335999 - ALL OTHER MISCELLANEOUS ELECTRICAL EQUIPMENT AND COMPONENT MANUFACTURING

423420 - OFFICE EQUIPMENT MERCHANT WHOLESALERS

423430 - COMPUTER AND COMPUTER PERIPHERAL EQUIPMENT AND SOFTWARE MERCHANT WHOLESALERS

423690 - OTHER ELECTRONIC PARTS AND EQUIPMENT MERCHANT WHOLESALERS

517311 - WIRED TELECOMMUNICATIONS CARRIERS

517312 - WIRELESS TELECOMMUNICATIONS CARRIERS (EXCEPT SATELLITE)

541330 - ENGINEERING SERVICES

541511 - CUSTOM COMPUTER PROGRAMMING SERVICES

541512 - COMPUTER SYSTEMS DESIGN SERVICES

541519 - OTHER COMPUTER RELATED SERVICES

MyFedconnect™ Potential NAICS MarketView

CONTRACT AWARDS BY EXTENT OF COMPETITION

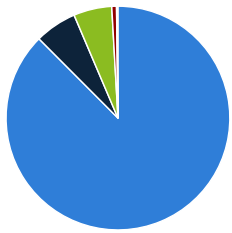

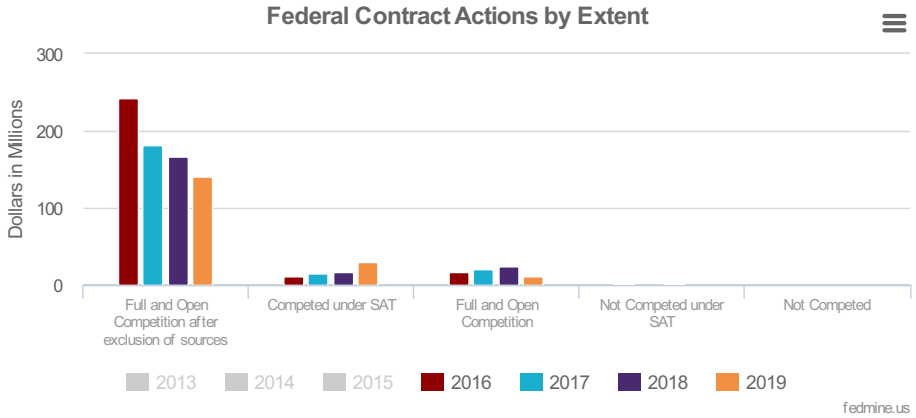

EXTENT COMPETED	2019	2018	2017	2016	2015	2014	2013
D - Full and Open Competition after exclusion of sources	$141.23M	$167.19M	$181.44M	$241.83M	$171.82M	$230.87M	$169.92M

Agency	2019	2018	2017	2016	2015	2014	2013
0000 - THE LEGISLATIVE BRANCH	$41.36K	0	0	0	0	0	0
1100 - EXECUTIVE OFFICE OF THE PRESIDENT	0	$9.56K	$19.61K	$157.25K	$575.94K	$391.22K	$60.53K
1145 - Peace Corps	$482.24K	$865.04K	$1.25M	$889.91K	$590.70K	$459.83K	0
1200 - AGRICULTURE, DEPARTMENT OF	$4.93M	$3.41M	$4.51M	$2.53M	$5.44M	$3.27M	$2.34M
1300 - COMMERCE, DEPARTMENT OF	$3.18M	$3.35M	$1.56M	$2.73M	$2.30M	$1.64M	$1.82M
1400 - INTERIOR, DEPARTMENT OF	$925.49K	$3.34M	$1.76M	$3.31M	$3.80M	$5.77M	$1.94M
1500 - JUSTICE, DEPARTMENT OF	$4.02M	$4.76M	$6.91M	$14.50M	$7.95M	$9.21M	$4.40M
1600 - LABOR, DEPARTMENT OF	$553.39K	$614.33K	$1.04M	$12.78M	$30.05K	$499.50K	$25.58K
1700 - NAVY, DEPARTMENT OF	$3.98M	$6.88M	$9.44M	$8.11M	$6.54M	$6.90M	$9.94M
1900 - STATE, DEPARTMENT OF	$1.41M	$3.74M	$9.27M	$19.37M	$3.91M	$1.72M	$2.24M
2000 - TREASURY, DEPARTMENT OF	$6.30M	$3.99M	$10.80M	$5.20M	$8.33M	$10.92M	$5.96M
2100 - ARMY	0.00	$2.17M	$2.25M	$2.23M	$2.65M	$2.90M	$385.21K
2400 - OFFICE OF PERSONNEL MANAGEMENT	$10.50M	$3.55M	$9.11M	$8.34M	$172.51K	$262.47K	$377.71K
2700 - Federal Communications Commission	$100.58K	$101.48K	$558.84K	$95.23K	0	0	0
2800 - SOCIAL SECURITY ADMINISTRATION	$981.73K	$1.77M	$2.39M	$954.38K	$1.68M	$4.01M	$1.74M
2900 - Federal Trade Commission	$15.22K	$52.75K	$52.75K	$499.78K	0	0	$305.06K
3100 - Nuclear Regulatory	$1.53M	$1.36M	$1.19M	$92.57K	$391.12K	$92.57K	$92.57K

Copyright FEDMINE LLC, All Rights Reserved

Commission							
3300 - SMITHSONIAN INSTITUTION	0	0	0	$8.25K	0	0	0
3600 - DEPARTMENT OF VETERANS AFFAIRS	$69.63M	$69.31M	$75.19M	$88.38M	$46.55M	$60.15M	$59.54M
4700 - GENERAL SERVICES ADMINISTRATION	$101.14K	$501.24K	$339.30K	$508.55K	$867.03K	$1.87M	$1.73M
4900 - NATIONAL SCIENCE FOUNDATION	$219.81K	$373.81K	$232.77K	$815.07K	$847.14K	$441.35K	$505.00K
5000 - Securities and Exchange Commission	$4.77M	$4.81M	$8.76M	$19.14M	$14.94M	$1.36M	$12.73M
5300 - THE INSTITUE OF MUSEUM AND LIBRARY SERVICES	0	0	$8.24K	0	0	0	0
5700 - AIR FORCE	$75.67K	$219.05K	$458.64K	$2.29M	$3.47M	$13.90M	$8.78M
6000 - Railroad Retirement Board	0	$70.21K	$94.62K	0	0	0	0
6100 - Consumer Product Safety Commission	$5.27K	$5.59K	$57.73K	$230.26K	$119.12K	0	0
6300 - National Labor Relations Board	0	0	$59.73K	$249.67K	$3.12K	$26.18K	$7.77K
6500 - Federal Maritime Commission	0	0	$0.77K	$16.08K	0	0	0
6800 - ENVIRONMENTAL PROTECTION AGENCY	$193.91K	$29.73K	$233.41K	$12.62K	$206.17K	$633.27K	$184.73K
6900 - TRANSPORTATION	$149.52K	$114.80K	$44.85K	$149.85K	$535.02K	$842.19K	$396.69K
7000 - HOMELAND SECURITY	$11.22M	$13.16M	$6.28M	$8.20M	$4.94M	$11.32M	$2.46M
7100 - Overseas Private Investment Corporation	$54.47K	0	$9.15K	$42.69K	$20.12K	0	0
7200 - AGENCY FOR INTERNATIONAL DEVELOPMENT	$377.98K	$377.98K	0	0	0	0	0
7300 - Small Business Administration	$295.28K	$526.47K	$414.60K	$373.74K	0	0	0
7500 - HEALTH AND HUMAN SERVICES	$4.31M	$6.10M	$4.71M	$4.02M	$8.86M	$7.83M	$5.76M
8000 - NATIONAL AERONAUTICS AND SPACE ADMINISTRATION	$1.48M	$2.44M	$687.63K	$2.97M	$1.78M	$3.33M	$4.01M
8300 - Export-Import Bank of the U.S.	$29.91K	$34.23K	$34.13K	$24.76K	0	0	0
8800 - NATIONAL ARCHIVES AND RECORDS ADMINISTRATION	$506.37K	$506.37K	$506.37K	$519.65K	0	0	0
8900 - ENERGY, DEPARTMENT OF	$1.45M	$3.50M	$4.05M	$4.87M	$3.31M	$3.64M	$1.37M
9100 - EDUCATION, DEPARTMENT OF	0	0	$92.16K	$240.94K	$123.46K	$38.82K	$38.82K
9506 - Federal Election Commission	0	0	$18.29K	0	0	0	$10.54K
9507 - Commodity Futures Trading Commission	$30.92K	$67.87K	$476.75K	$80.10K	0	$51.90K	$67.98K
9508 - National Transportation Safety Board	0	$5.39K	$37.94K	$117.82K	0	$14.88K	0
9543 - Millennium Challenge Corporation	$550.00K	$742.32K	$538.88K	$546.88K	$472.67K	0	0
955F - Consumer Financial Protection Bureau	$91.77K	$89.34K	$88.13K	$85.70K	$84.48K	0	0
9565 - Chemical Safety and Hazard Investigation Board	$4.19K	$34.53K	0	0	0	0	0
9568 - Broadcasting Board of Governors	0	0	0	0	$35.51K	0	0
9594 - Court Services & Offender Supervision Agency	0	0	$39.50K	0	0	$272.72K	$152.01K

Copyright FEDMINE LLC, All Rights Reserved

for DC							
9700 - DEFENSE, DEPARTMENT OF	$6.43M	$21.56M	$15.06M	$25.02M	$35.05M	$67.85M	$38.10M
97AS - DEFENSE LOGISTICS AGENCY (DLA)	$306.80K	$2.64M	$793.46K	$1.15M	$5.26M	$9.24M	$2.46M
AGENCY TOTAL:	$141.23M	$167.19M	$181.44M	$241.83M	$171.82M	$230.87M	$169.92M

F - Competed under SAT	$29.49M	$17.22M	$14.04M	$11.40M	$7.59M	$8.50M	$2.30M

Agency	2019	2018	2017	2016	2015	2014	2013
1200 - AGRICULTURE, DEPARTMENT OF	0	0	0	0	$78.68K	$13.63K	$31.37K
1300 - COMMERCE, DEPARTMENT OF	0	$53.64K	$36.55K	$331.16K	$519.96K	$765.34K	$918.81K
1400 - INTERIOR, DEPARTMENT OF	$6.81K	0	0.00	0	$433.62K	0	0
1500 - JUSTICE, DEPARTMENT OF	0	$5.11K	$64.72K	0	$15.70K	$45.07K	$46.78K
1600 - LABOR, DEPARTMENT OF	0	0	0	$759.00K	$24.93K	$23.89K	0
1700 - NAVY, DEPARTMENT OF	$370.72K	$24.68K	$60.13K	$27.92K	$25.66K	$107.32K	$71.57K
1900 - STATE, DEPARTMENT OF	0	0	$111.84K	$123.03K	$197.99K	$384.00K	$58.34K
2000 - TREASURY, DEPARTMENT OF	$91.91K	$581.93K	$133.63K	$42.06K	0	$86.66K	$81.83K
2100 - ARMY	$66.01K	$177.50K	$156.91K	$56.63K	$93.83K	$39.42K	$68.67K
2400 - OFFICE OF PERSONNEL MANAGEMENT	0	$5.00K	$148.68K	$16.79K	0	0	0
2700 - Federal Communications Commission	0	$2.74K	$2.74K	0	0	0	0
2800 - SOCIAL SECURITY ADMINISTRATION	0	0	0	0	$6.56K	0	0
2900 - Federal Trade Commission	0	0	0	$84.92K	0	0	0
3600 - DEPARTMENT OF VETERANS AFFAIRS	$1.13M	$1.79M	$2.66M	$3.15M	$593.68K	$162.16K	$927.61K
5700 - AIR FORCE	0	0.00	$261.94K	$155.82K	0	$1.73M	$52.78K
6800 - ENVIRONMENTAL PROTECTION AGENCY	0	0	0	0	0	$15.11K	0
7000 - HOMELAND SECURITY	0	0	$13.00K	0	0	$43.17K	0
7100 - Overseas Private Investment Corporation	0	0	0	$14.16K	0	0	0
7300 - Small Business Administration	0	0	$443.01K	0	0	0	0
7500 - HEALTH AND HUMAN SERVICES	$391.68K	$380.22K	$24.14K	$103.67K	0.00	$20.78K	$14.52K
8000 - NATIONAL AERONAUTICS AND SPACE ADMINISTRATION	0	0.00	$3.05K	0	0	0	$3.82K
8900 - ENERGY, DEPARTMENT OF	$27.43M	$13.90M	$9.62M	$6.50M	$5.19M	$4.62M	0
9100 - EDUCATION, DEPARTMENT OF	0	0	0	0	$18.54K	0	$3.63K
9594 - Court Services & Offender Supervision Agency for DC	0	$1.00K	$47.56K	$11.29K	$11.29K	0	0
96CE - US ARMY CORPS OF ENGINEERS - Civil programs	0	$49.54K	0	$6.21K	0	0	0
9700 - DEFENSE, DEPARTMENT OF	0	0	0	$17.17K	$117.46K	$17.17K	$17.17K
97AS - DEFENSE LOGISTICS AGENCY (DLA)	0	$250.00K	$247.56K	0	$264.74K	$431.05K	0
AGENCY TOTAL:	$29.49M	$17.22M	$14.04M	$11.40M	$7.59M	$8.50M	$2.30M

A - Full and Open Competition	$11.90M	$24.51M	$21.01M	$16.19M	$7.19M	$715.47K	$766.48K

Agency	2019	2018	2017	2016	2015	2014	2013

Copyright FEDMINE LLC, All Rights Reserved

1200 - AGRICULTURE, DEPARTMENT OF	$205.43K	$367.26K	$252.12K	$2.29M	0.00	0	0
1300 - COMMERCE, DEPARTMENT OF	0	0	$6.25K	0	$79.32K	0	0
1500 - JUSTICE, DEPARTMENT OF	0	$448.35K	$1.26M	$1.69M	$855.65K	0	0
1700 - NAVY, DEPARTMENT OF	$4.01M	$402.16K	$274.94K	$558.37K	0	0	0
1900 - STATE, DEPARTMENT OF	0	0	$76.80K	0	0	$220.27K	0
2000 - TREASURY, DEPARTMENT OF	0	0	0	0	0	0	$9.85K
2100 - ARMY	-168,069.04	$16.30M	$14.90M	$5.83M	$5.59M	$486.64K	$350.61K
3600 - DEPARTMENT OF VETERANS AFFAIRS	$73.30K	$386.85K	-10,000.37	$105.18K	$151.59K	$8.56K	-46,662.58
4900 - NATIONAL SCIENCE FOUNDATION	0	$31.20K	0	0	0	0	0
5700 - AIR FORCE	0	0	0	0	0	0	$452.69K
6900 - TRANSPORTATION	$43.35K	0	$31.85K	0	0	0	0
7000 - HOMELAND SECURITY	0	0	0	0	0	0	0.00
7500 - HEALTH AND HUMAN SERVICES	$7.73M	$6.58M	$4.22M	$5.72M	$467.56K	0	0
96CE - US ARMY CORPS OF ENGINEERS - Civil programs	0	0	0	0	$40.09K	0	0
AGENCY TOTAL:	$11.90M	$24.51M	$21.01M	$16.19M	$7.19M	$715.47K	$766.48K

G - Not Competed under SAT	$64.16K	$1.74M	$462.13K	$2.63M	$2.24M	$2.96M	$75.46K

Agency	2019	2018	2017	2016	2015	2014	2013
1300 - COMMERCE, DEPARTMENT OF	0	0	0	$7.57K	$362.44K	0	$62.46K
1700 - NAVY, DEPARTMENT OF	0	$14.99K	$9.99K	0	0	0	0
1900 - STATE, DEPARTMENT OF	0	$12.84K	0	$14.04K	0	0	0
2100 - ARMY	0	0	0	$5.99K	$17.96K	$4.12K	0
3600 - DEPARTMENT OF VETERANS AFFAIRS	-33,887.50	$282.53K	$566.93K	$17.87K	$68.00K	$9.23K	$13.00K
4700 - GENERAL SERVICES ADMINISTRATION	0	0	0	0.00	0	0	0
6900 - TRANSPORTATION	$31.60K	$300.00K	0	0	0	0	0
7500 - HEALTH AND HUMAN SERVICES	0	0	0	$18.23K	0	0	0
8900 - ENERGY, DEPARTMENT OF	$66.45K	$1.13M	-114,791.28	$2.57M	$1.79M	$2.95M	0
AGENCY TOTAL:	$64.16K	$1.74M	$462.13K	$2.63M	$2.24M	$2.96M	$75.46K

None	0.00	0.00	0.00	0.00	0.00	0.00	0.00

Agency	2019	2018	2017	2016	2015	2014	2013
1300 - COMMERCE, DEPARTMENT OF	0	0	0	0	0.00	0.00	0
3600 - DEPARTMENT OF VETERANS AFFAIRS	0	0	0.00	0.00	0.00	0.00	0.00
8900 - ENERGY, DEPARTMENT OF	0.00	0.00	0.00	0.00	0.00	0.00	0
AGENCY TOTAL:	0.00	0.00	0.00	0.00	0.00	0.00	0.00

CDO - Competitive Delivery Order	0.00	0.00	0.00	0.00	0.00	0.00	$130.40K

Agency	2019	2018	2017	2016	2015	2014	2013
1300 - COMMERCE, DEPARTMENT OF	0	0.00	0.00	0	0	0	0

Copyright FEDMINE LLC, All Rights Reserved

2800 - SOCIAL SECURITY ADMINISTRATION	0	0	0	0	0	0	$138.88K
7500 - HEALTH AND HUMAN SERVICES	0	0	0	0	0	0	-8,482.10
AGENCY TOTAL:	0.00	0.00	0.00	0.00	0.00	0.00	$130.40K

C - Not Competed	$170.43K	$127.47K	$715.03K	$168.71K	$732.91K	$59.90K	$308.87K

Agency	2019	2018	2017	2016	2015	2014	2013
1500 - JUSTICE, DEPARTMENT OF	0	0	$459.19K	0	0	0	0
2100 - ARMY	0	0	0	$20.29K	$68.79K	$59.90K	$308.87K
3600 - DEPARTMENT OF VETERANS AFFAIRS	$170.43K	$127.47K	$241.38K	$148.42K	$647.54K	0	0
7500 - HEALTH AND HUMAN SERVICES	0	0	$14.47K	0	$16.58K	0	0
AGENCY TOTAL:	$170.43K	$127.47K	$715.03K	$168.71K	$732.91K	$59.90K	$308.87K

B - Not Available for Competition	$445.46K	0.00	0.00	0.00	0.00	0.00	0.00

Agency	2019	2018	2017	2016	2015	2014	2013
6900 - TRANSPORTATION	$445.46K	0	0	0	0	0	0
AGENCY TOTAL:	$445.46K	0.00	0.00	0.00	0.00	0.00	0.00

GRAND TOTAL:	**$183.29M**	**$210.79M**	**$217.67M**	**$272.22M**	**$189.58M**	**$243.12M**	**$173.50M**

Source: FEDMINE analysis of Federal Procurement Data system - Next Generation Data (FPDS-NG)

IDV (IDIQ) Contract Vehicles

IDV CONTRACTS

IDV CONTRACT NUMBERS	2019	2018	2017	2016	2015	2014	2013
NNG15SD19B	$127.96M	$143.61M	$157.29M	$195.27M	$65.36M	0.00	0.00
NNG07DA46B	$2.13M	$9.10M	$17.32M	$28.63M	$93.41M	$217.17M	$166.11M
HHSN316201500032W	$12.02M	$7.93M	$4.55M	$8.67M	$686.65K	0.00	0.00
NNG15SC60B	$119.41K	$1.65M	$792.29K	$8.66M	$6.55M	0.00	0.00
DOCNNG07DA46YA132312BU0009	0.00	0.00	0.00	$138.66K	$825.83K	$324.25K	$448.16K
SAQMPD07D0116	0.00	0.00	-8.78	0.00	0.00	0.00	$1.30M
W56HZV15D0095	-168,069.04	$16.30M	$14.89M	$5.83M	$5.37M	0.00	0.00
W91QF712D0006	0.00	0.00	0.00	0.00	$214.14K	$486.64K	$350.61K
VA11816D0951	$2.59K	$179.66K	$44.93K	$7.19K	0.00	0.00	0.00
VA26313A0071	0.00	0.00	$224.76K	$160.33K	$306.81K	$5.68K	$869.32K
HSHQDC13D00004	$10.88M	$12.09M	$6.28M	$8.20M	$5.69M	$11.32M	$2.46M
DEIM0000759	$27.48M	$15.03M	$9.50M	$9.06M	$6.96M	$7.53M	0.00
GRAND TOTAL:	**$180.43M**	**$205.88M**	**$210.90M**	**$264.63M**	**$185.37M**	**$236.84M**	**$171.54M**

Copyright FEDMINE LLC, All Rights Reserved

Source: FEDMINE analysis of Federal Procurement Data system - Next Generation Data (FPDS-NG)

COMPARATIVE 11- YEAR SUB CONTRACTS REVENUE BY PRIME CONTRACTOR

Sub Contracts Received from each reported Prime Contractor	2019	2018	2017	2016	2015	2014	2013	2012	2011	2010	2009
139691877 - HONEYWELL INTERNATIONAL INC.	0.00	0.00	$242.49K	$1.43M	0.00	$1.15M	0.00	0.00	0.00	0.00	0.00

Agency	2019	2018	2017	2016	2015	2014	2013	2012	2011	2010	2009
8900 - ENERGY, DEPARTMENT OF	0.00	0.00	$242.49K	$1.43M	0.00	$1.15M	0.00	0.00	0.00	0.00	0.00
AGENCY TOTAL:	0.00	0.00	0.00	0.00	0.00	0.00	0.00	0.00	0.00	0.00	0.00

078390708 - CONSOLIDATED NUCLEAR SECURITY , LLC	$120.16K	0.00	0.00	0.00	$3.16M	0.00	0.00	0.00	0.00	0.00	0.00

Agency	2019	2018	2017	2016	2015	2014	2013	2012	2011	2010	2009
8900 - ENERGY, DEPARTMENT OF	$120.16K	0.00	0.00	0.00	$3.16M	0.00	0.00	0.00	0.00	0.00	0.00
AGENCY TOTAL:	0.00	0.00	0.00	0.00	0.00	0.00	0.00	0.00	0.00	0.00	0.00

076637073 - ARCTIC SLOPE REGIONAL CORPORATION	0.00	0.00	$42.85K	0.00	$140.63K	0.00	0.00	0.00	0.00	0.00	0.00

Agency	2019	2018	2017	2016	2015	2014	2013	2012	2011	2010	2009
8000 - NATIONAL AERONAUTICS AND SPACE ADMINISTRATION	0.00	0.00	$42.85K	0.00	$140.63K	0.00	0.00	0.00	0.00	0.00	0.00
AGENCY TOTAL:	0.00	0.00	0.00	0.00	0.00	0.00	0.00	0.00	0.00	0.00	0.00

217304393 - BAE SYSTEMS PLC	0.00	0.00	0.00	$115.82K	0.00	0.00	0.00	0.00	0.00	0.00	0.00

Agency	2019	2018	2017	2016	2015	2014	2013	2012	2011	2010	2009
1700 - NAVY, DEPARTMENT OF	0.00	0.00	0.00	$115.82K	0.00	0.00	0.00	0.00	0.00	0.00	0.00
AGENCY TOTAL:	0.00	0.00	0.00	0.00	0.00	0.00	0.00	0.00	0.00	0.00	0.00

153561212 - AECOM	0.00	0.00	$377.42K	0.00	0.00	0.00	0.00	0.00	0.00	0.00	0.00

Agency	2019	2018	2017	2016	2015	2014	2013	2012	2011	2010	2009

Copyright FEDMINE LLC, All Rights Reserved

8900 - ENERGY, DEPARTMENT OF	0.00	0.00	$377.42K	0.00	0.00	0.00	0.00	0.00	0.00	0.00	0.00
AGENCY TOTAL:	0.00	0.00	0.00	0.00	0.00	0.00	0.00	0.00	0.00	0.00	0.00

N/A	$1.15M	$943.96K	0.00	0.00	0.00	0.00	0.00	0.00	0.00	0.00	0.00

Agency	2019	2018	2017	2016	2015	2014	2013	2012	2011	2010	2009
8900 - ENERGY, DEPARTMENT OF	$1.15M	$943.96K	0.00	0.00	0.00	0.00	0.00	0.00	0.00	0.00	0.00
AGENCY TOTAL:	0.00	0.00	0.00	0.00	0.00	0.00	0.00	0.00	0.00	0.00	0.00

006907190 - FLUOR CORPORATION	$96.67K	$29.19K	0.00	0.00	0.00	0.00	0.00	0.00	0.00	0.00	0.00

Agency	2019	2018	2017	2016	2015	2014	2013	2012	2011	2010	2009
8900 - ENERGY, DEPARTMENT OF	$96.67K	$29.19K	0.00	0.00	0.00	0.00	0.00	0.00	0.00	0.00	0.00
AGENCY TOTAL:	0.00	0.00	0.00	0.00	0.00	0.00	0.00	0.00	0.00	0.00	0.00

074103508 - JACOBS ENGINEERING GROUP INC.	$98.74K	$68.67K	0.00	0.00	0.00	0.00	0.00	0.00	0.00	0.00	0.00

Agency	2019	2018	2017	2016	2015	2014	2013	2012	2011	2010	2009
4732 - Federal Acquisition Service	$98.74K	$68.67K	0.00	0.00	0.00	0.00	0.00	0.00	0.00	0.00	0.00
AGENCY TOTAL:	0.00	0.00	0.00	0.00	0.00	0.00	0.00	0.00	0.00	0.00	0.00

GRAND TOTAL:	$1.47M	$1.04M	$662.76K	$1.55M	$3.30M	$1.15M	0.00	0.00	0.00	0.00	0.00

SUB CONTRACT AWARDS BY AGENCY

AGENCY	2019	2018	2017	2016	2015	2014	2013	2012	2011	2010	2009
8900 - ENERGY, DEPARTMENT OF	$1.37M	$973.16K	$619.91K	$1.43M	$3.16M	$1.15M	0.00	0.00	0.00	0.00	0.00
8000 - NATIONAL AERONAUTICS AND SPACE ADMINISTRATION	0.00	0.00	$42.85K	0.00	$140.63K	0.00	0.00	0.00	0.00	0.00	0.00
1700 - DEPT OF THE NAVY	0.00	0.00	0.00	$115.82K	0.00	0.00	0.00	0.00	0.00	0.00	0.00
4732 - FEDERAL ACQUISITION SERVICE	$98.74K	$68.67K	0.00	0.00	0.00	0.00	0.00	0.00	0.00	0.00	0.00
GRAND TOTAL:	$1.47M	$1.04M	$662.76K	$1.55M	$3.30M	$1.15M	0.00	0.00	0.00	0.00	0.00

SUB CONTRACT AWARDS BY PLACE OF PERFORMANCE

PLACE OF PERFORMANCE	2019	2018	2017	2016	2015	2014	2013	2012	2011	2010	2009
VA - Virginia	0.00	$68.67K	$619.91K	$1.43M	$3.16M	$1.15M	0.00	0.00	0.00	0.00	0.00
CA - California	0.00	0.00	0.00	0.00	$140.63K	0.00	0.00	0.00	0.00	0.00	0.00

Copyright FEDMINE LLC, All Rights Reserved

MD - Maryland	0.00	0.00	$42.85K	$115.82K	0.00	0.00	0.00	0.00	0.00	0.00	0.00
ID - Idaho	$96.67K	$973.16K	0.00	0.00	0.00	0.00	0.00	0.00	0.00	0.00	0.00
NM - New Mexico	$1.15M	0.00	0.00	0.00	0.00	0.00	0.00	0.00	0.00	0.00	0.00
CO - Colorado	$98.74K	0.00	0.00	0.00	0.00	0.00	0.00	0.00	0.00	0.00	0.00
TN - Tennessee	$120.16K	0.00	0.00	0.00	0.00	0.00	0.00	0.00	0.00	0.00	0.00
GRAND TOTAL:	**$1.47M**	**$1.04M**	**$662.76K**	**$1.55M**	**$3.30M**	**$1.15M**	**0.00**	**0.00**	**0.00**	**0.00**	**0.00**

SUB CONTRACT AWARDS BY NAICS

NAICS	2019	2018	2017	2016	2015	2014	2013	2012	2011	2010	2009
561210 - FACILITIES SUPPORT SERVICES	$1.27M	0.00	$619.91K	$1.43M	$3.16M	$1.15M	0.00	0.00	0.00	0.00	0.00
541513 - COMPUTER FACILITIES MANAGEMENT SERVICES	0.00	0.00	$42.85K	0.00	$140.63K	0.00	0.00	0.00	0.00	0.00	0.00
541330 - ENGINEERING SERVICES	0.00	0.00	0.00	$115.82K	0.00	0.00	0.00	0.00	0.00	0.00	0.00
562910 - REMEDIATION SERVICES	$96.67K	$973.16K	0.00	0.00	0.00	0.00	0.00	0.00	0.00	0.00	0.00
541512 - COMPUTER SYSTEMS DESIGN SERVICES	$98.74K	$68.67K	0.00	0.00	0.00	0.00	0.00	0.00	0.00	0.00	0.00
GRAND TOTAL:	**$1.47M**	**$1.04M**	**$662.76K**	**$1.55M**	**$3.30M**	**$1.15M**	**0.00**	**0.00**	**0.00**	**0.00**	**0.00**

Source: FEDMINE analysis of USASPENDING.GOV Data

Copyright © 2019 FEDMINE™

Founded in 2004, Fedmine is the largest cloud platform with real-time visibility into federal spending on an enterprise scale for both industry and government.
Our service provides a powerful single source of information integrated from multiple data sources with the highest accuracy achievable from complete automation. Fedmine is a small minority owned business based in the DC metro