

FEDMINE™ Prime Contractor Company Profile - GOLDBELT WOLF, LLC

Last Updated:06/03/2017 - 02:00:03 AM

- Note 1:** If a Parent company for this entity is reported, click the link on its Parent DUNS number below to see its consolidated Profile. Parent subsidiary relationships are no longer provided due to the Federal Government's agreement with D&B, and therefore, some relationships may not reflect the most current status in our system.
- Note 2:** All OBLIGATED DOLLARS PERTAIN TO PRIME CONTRACTING DOLLARS ONLY. IF PURCHASED SEPARATELY SUBCONTRACTS DATA IS INCLUDED IN ALL PROFILES.

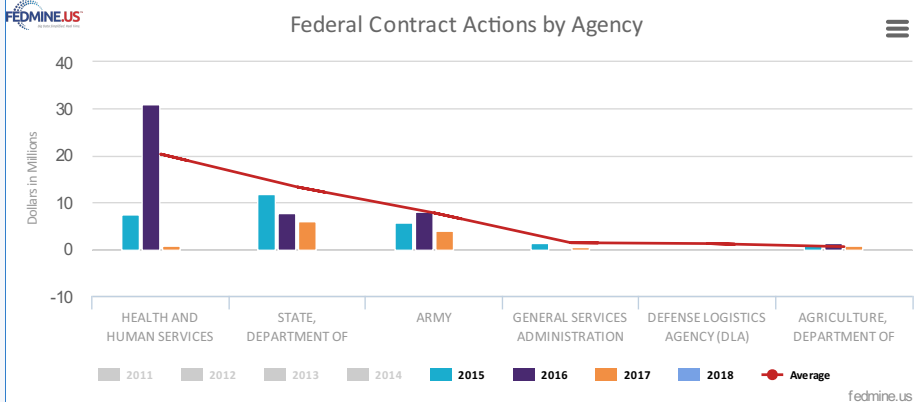
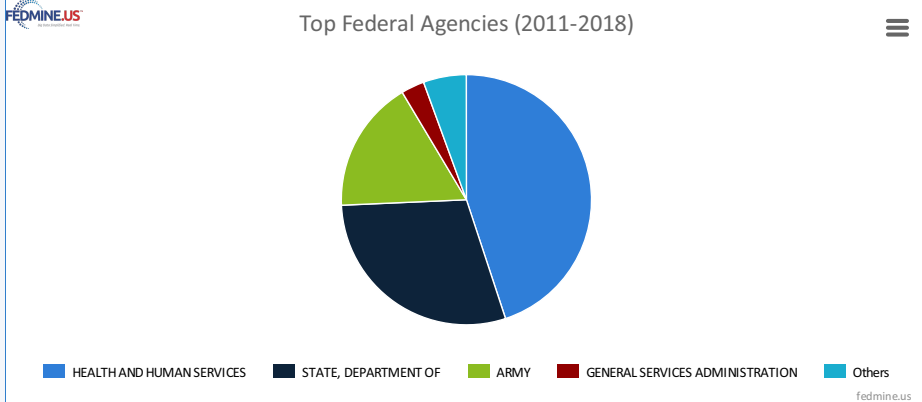
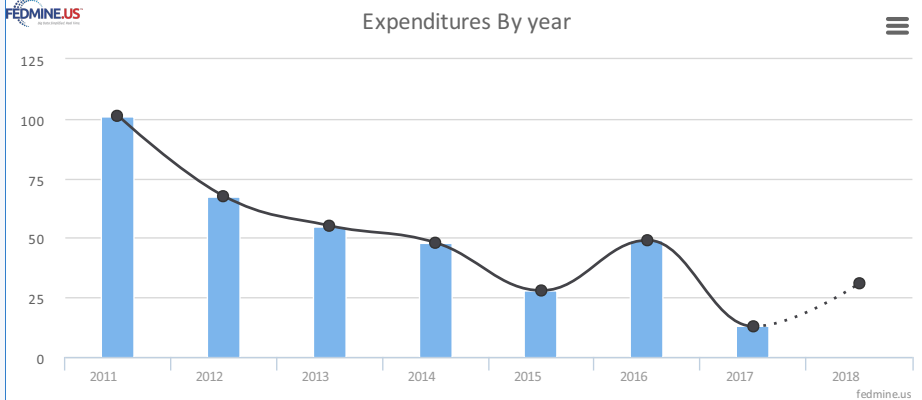
- Contract Awards in Last 30 Days
- Contracts by Place of Performance
- Contracts By Contracting Off.
- FedBizOpps Awards
- Contracts by NAICS Codes
- Contracts by PSC Codes
- Contracts by Categories
- Contracts By Socio Economic Status
- Contracts By SetAside Type
- Contracts By Pricing Type
- Contracts By Extent of Competition

ORGANIZATION DETAILS

DUNS:	806914482
Parent DUNS:	096763800
Parent Name:	GOLDBELT, INCORPORATED
Fedmine ID:	F538027756
Address:	5500 CHEROKEE AVE STE 200 ALEXANDRIA VA 22312-2321 USA 
County Code:	059
Cong. District:	08
Metro Area Code:	8840
Corporate URL:	http://www.goldbeltwolf.com
Organization Type:	OTHER ZZ
Incorporation:	VA
Legal Structure:	LLC
Business Type:	05 - Alaskan Native Corporation Owned Firm 23 - Minority-Owned business 27 - Self-Certified Small Disadvantaged Business 2X - For-Profit Organization LJ - Limited Liability Company NB - Native American Owned
Employees: *	52
Annual Revenue: *	\$64,552,279
Credit Card:	Y
Cage Code:	4W8U6
SAM Registration:	2007-10-04
SAM Renewal:	2018-06-01
Year Established:	2007-2-20
Fiscal Yr End:	12/31
Company Security:	NONE
Employee Security:	NONE
Current Principals:	(none given)

* Self reported by company to government, cannot be guaranteed for accuracy

COMPARATIVE 8 - YEAR FEDERAL PRIME CONTRACTS VIEW



AGENCY	2018	2017	2016	2015	2014	2013	2012	2011
1700 - NAVY, DEPARTMENT OF	0	0	0	\$24,346	0	0	\$0	\$38,402

Source: System for Award Management (SAM)

Contact Information

Government Contact:

Name: PHILIP SCHEIBLE
 Title: PRESIDENT
 Email: phil.scheible@goldbeltwolf.com
 Phone: (703) 584-8889

Government Contact Other:

Name: PHIL SCHEIBLE
 Title: PRESIDENT
 Email: phil.scheible@goldbeltwolf.com
 Phone: (703) 584-8889

Corporate Contact:

Name: CHRIS COOK
 Title: PROGRAM MANAGER
 Email: chris.cook@goldbeltwolf.com
 Phone: (703) 584-8889
 CIEmail-Id: james.jones@goldbeltwolf.com

Source: System for Award Management (SAM)
 Source: DSBS.GOV Data

CERTIFICATION DETAILS

Capabilities Narrative:

(none given)

SBA Servicing Office:

WASHINGTON DISTRICT OFFICE (SBA office code 0353)

SBA 8(a) Certification:

Case Number: 302897
 Entrance Date: 2008-12-12
 Exit Date: 2017-12-12

Small Disadvantaged Business:

Entrance Date: 2008-12-12
 SDB Exit Date: 2017-12-12

Business Type Percentages:

(none given)

Bonding Levels:

Construction: unknown (per contract)
 Construction: unknown (aggregate)
 Service: unknown (per contract)
 Service: unknown (aggregate)

Quality Standards:

Quality Assurance: (none given)
 EDI: N

+ 1900 - STATE, DEPARTMENT OF	0	\$6,099,690	\$7,812,178	\$11,915,806	\$16,642,069	\$11,288,990	\$9,729,168	\$42,641,442
+ 2000 - TREASURY, DEPARTMENT OF	0	\$301,639	\$473,226	\$120,681	\$47,549	\$30,175	\$53,893	\$15,883
2100 - ARMY	0	\$4,038,539	\$8,087,919	\$5,665,004	\$9,730,148	\$3,492,365	\$10,767,973	\$20,097,707
3100 - Nuclear Regulatory Commission	0	\$-1,421	0	0	\$8,529	\$17,057	\$19,941	\$0
5700 - AIR FORCE	0	\$0	\$-1	\$486,572	\$8,311	\$298,999	\$663,919	\$952,313
6800 - ENVIRONMENTAL PROTECTION AGENCY	0	0	\$-13,304	\$-159,437	\$30,686	\$-66	\$23,893	\$208,987
+ 6900 - TRANSPORTATION	0	0	0	0	\$111,985	0	0	\$101,319
+ 7500 - HEALTH AND HUMAN SERVICES	0	\$871,571	\$30,891,998	\$7,357,261	\$11,631,549	\$38,644,425	\$40,908,092	\$32,088,532
97AS - DEFENSE LOGISTICS AGENCY (DLA)	0	0	0	0	0	\$-404,213	\$4,744,790	\$5,058,956
+ 1200 - AGRICULTURE, DEPARTMENT OF	0	\$808,773	\$1,344,289	\$807,084	\$322,636	\$461,145	\$376,024	0
+ 1400 - INTERIOR, DEPARTMENT OF	0	\$222,800	\$29,779	\$176,451	\$7,015	\$1,200,173	\$46,767	0
+ 1500 - JUSTICE, DEPARTMENT OF	0	\$0	\$248,146	\$85,573	\$23,721	\$13,763	0	0
+ 4700 - GENERAL SERVICES ADMINISTRATION	0	\$402,881	\$-98	\$1,388,669	\$9,050,123	\$0	\$33,286	0
9100 - EDUCATION, DEPARTMENT OF	0	0	0	0	0	\$24,683	0	0
+ 1600 - LABOR, DEPARTMENT OF	0	0	\$0	0	0	0	\$13,300	0
+ 9700 - DEFENSE, DEPARTMENT OF	0	0	\$43,674	0	0	0	\$82,742	0
+ 7000 - HOMELAND SECURITY	0	\$0	\$67,278	\$21,591	\$307,162	0	0	0
+ 1300 - COMMERCE, DEPARTMENT OF	0	\$98,542	0	0	0	0	0	0
GRAND TOTAL:	\$0	\$12,843,012	\$48,985,083	\$27,889,601	\$47,921,482	\$55,067,496	\$67,463,786	\$101,203,540

Source: FEDMINE analysis of Federal Procurement Data system - Next Generation Data (FPDS-NG)

GSA CONTRACT ACTIONS

Contracts 5

AGENCY	2018	2017	2016	2015	2014	2013	2012	2011
+ 4700 - GENERAL SERVICES ADMINISTRATION	0	\$402,881	\$-98	\$1,388,669	\$9,050,123	\$0	\$33,286	0
GRAND TOTAL:	\$0	\$402,881	\$-98	\$1,388,669	\$9,050,123	\$0	\$33,286	\$0

Source: FEDMINE analysis of Federal Procurement Data system - Next Generation Data (FPDS-NG)

NORTH AMERICAN INDUSTRY CLASSIFICATION SYSTEM (NAICS)

- 313210 - BROADWOVEN FABRIC MILLS
- 314910 - TEXTILE BAG AND CANVAS MILLS
- 315210 - CUT AND SEW APPAREL CONTRACTORS
- 315220 - MEN'S AND BOYS' CUT AND SEW APPAREL MANUFACTURING

Export Details:

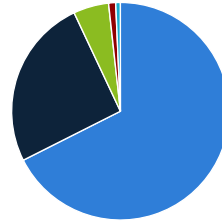
Activities:	(none given)
Exporting to:	(none given)
Relationships:	(none given)
Objective(s):	
Non-Government Certifications:	
(none given)	
Special Equipment	
(none given)	
Source: DSBS.GOV Data	

- 315280 - OTHER CUT AND SEW APPAREL MANUFACTURING
- 315990 - APPAREL ACCESSORIES AND OTHER APPAREL MANUFACTURING
- 325920 - EXPLOSIVES MANUFACTURING
- 332216 - SAW BLADE AND HANDTOOL MANUFACTURING
- 332992 - SMALL ARMS AMMUNITION MANUFACTURING
- 332993 - AMMUNITION (EXCEPT SMALL ARMS) MANUFACTURING
- 332994 - SMALL ARMS MANUFACTURING
- 332999 - ALL OTHER MISCELLANEOUS FABRICATED METAL PRODUCT MANUFACTURING
- 333111 - FARM MACHINERY AND EQUIPMENT MANUFACTURING
- 333120 - CONSTRUCTION MACHINERY MANUFACTURING
- 333924 - INDUSTRIAL TRUCK, TRACTOR, TRAILER, AND STACKER MACHINERY MANUFACTURING
- 333991 - POWER-DRIVEN HANDTOOL MANUFACTURING
- 334220 - RADIO AND TELEVISION BROADCASTING AND WIRELESS COMMUNICATIONS EQUIPMENT MANUFACTURING
- 334290 - OTHER COMMUNICATIONS EQUIPMENT MANUFACTURING
- 334310 - AUDIO AND VIDEO EQUIPMENT MANUFACTURING
- 334516 - ANALYTICAL LABORATORY INSTRUMENT MANUFACTURING
- 335999 - ALL OTHER MISCELLANEOUS ELECTRICAL EQUIPMENT AND COMPONENT MANUFACTURING
- 336111 - AUTOMOBILE MANUFACTURING
- 336112 - LIGHT TRUCK AND UTILITY VEHICLE MANUFACTURING
- 336211 - MOTOR VEHICLE BODY MANUFACTURING
- 336390 - OTHER MOTOR VEHICLE PARTS MANUFACTURING
- 336991 - MOTORCYCLE, BICYCLE, AND PARTS MANUFACTURING
- 336992 - MILITARY ARMORED VEHICLE, TANK, AND TANK COMPONENT MANUFACTURING
- 336999 - ALL OTHER TRANSPORTATION EQUIPMENT MANUFACTURING
- 339113 - SURGICAL APPLIANCE AND SUPPLIES MANUFACTURING
- 339920 - SPORTING AND ATHLETIC GOODS MANUFACTURING
- 339999 - ALL OTHER MISCELLANEOUS MANUFACTURING
- 423110 - AUTOMOBILE AND OTHER MOTOR VEHICLE MERCHANT WHOLESALERS
- 451110 - SPORTING GOODS STORES
- 453998 - ALL OTHER MISCELLANEOUS STORE RETAILERS (EXCEPT TOBACCO STORES)
- 493110 - GENERAL WAREHOUSING AND STORAGE
- 517410 - SATELLITE TELECOMMUNICATIONS
- 519130 - INTERNET PUBLISHING AND BROADCASTING AND WEB SEARCH PORTALS
- 532112 - PASSENGER CAR LEASING
- 541611 - ADMINISTRATIVE MANAGEMENT AND GENERAL MANAGEMENT CONSULTING SERVICES
- 541612 - HUMAN RESOURCES AND EXECUTIVE SEARCH CONSULTING SERVICES
- 541614 - PROCESS, PHYSICAL DISTRIBUTION, AND LOGISTICS CONSULTING SERVICES
- 541618 - OTHER MANAGEMENT CONSULTING SERVICES
- 541990 - ALL OTHER PROFESSIONAL, SCIENTIFIC, AND TECHNICAL SERVICES
- 561110 - OFFICE ADMINISTRATIVE SERVICES
- 561210 - FACILITIES SUPPORT SERVICES
- 622110 - GENERAL MEDICAL AND SURGICAL HOSPITALS
- 811198 - ALL OTHER AUTOMOTIVE REPAIR AND MAINTENANCE
- 922120 - POLICE PROTECTION

 MyFedconnect™ Potential NAICS MarketView

Top Extent Competition

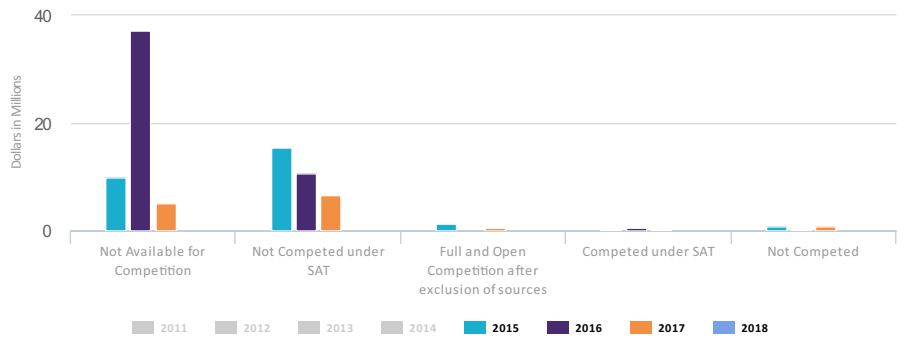
2011-2018



■ Not Available for Competition
 ■ Not Competed under SAT
 ■ Full and Open Competition after exclusion of sources
■ Competed under SAT
 ■ Others

fedmine.us

Federal Contract Actions by Extent



fedmine.us

EXTENT COMPLETED	2018	2017	2016	2015	2014	2013	2012	2011
+ B - Not Available for Competition	\$0	\$5,012,078	\$37,207,152	\$9,881,244	\$22,501,113	\$40,077,211	\$60,886,934	\$68,605,478
+ G - Not Competed under SAT	\$0	\$6,554,367	\$10,513,941	\$15,557,894	\$11,578,492	\$14,136,243	\$7,177,980	\$26,431,804
+ F - Competed under SAT	\$0	\$144,270	\$429,726	\$200,039	\$871,331	\$837,048	\$195,764	\$1,105,798
+ C - Not Competed	\$0	\$717,852	\$167,676	\$681,606	\$0	\$0	\$0	\$0
+ None	\$0	\$0	\$0	\$0	\$0	\$0	\$0	\$0
+ D - Full and Open Competition after exclusion of sources	\$0	\$401,459	\$16,142	\$1,388,669	\$12,858,560	\$16,991	\$-796,894	\$5,060,462
+ A - Full and Open Competition	\$0	\$12,987	\$650,448	\$180,150	\$111,985	\$0	\$0	\$0
GRAND TOTAL:	\$0	\$12,843,012	\$48,985,084	\$27,889,601	\$47,921,481	\$55,067,494	\$67,463,785	\$101,203,542

Source: FEDMINE analysis of Federal Procurement Data system - Next Generation Data (FPDS-NG)

GSA SCHEDULE CONTRACTS

GSA Numbers	Schedule Type	Contract Ending Date
GS01T12BKD0004		

IDV (IDIQ) Contract Vehicles

IDV CONTRACTS

IDV CONTRACT NUMBERS	2018	2017	2016	2015	2014	2013	2012	2011
INP12PA68240	\$0	\$0	\$0	\$163,108	\$45,810	\$646,117	\$0	\$0
INP13PA00071	\$0	\$222,800	\$0	\$0	\$0	\$0	\$0	\$0
INP14PA00007	\$0	\$0	\$13,539	\$13,343	\$0	\$0	\$0	\$0
SWHARC11A0002	\$0	\$0	\$0	\$0	\$0	\$0	\$-443	\$748,249
TFSASIG16D0002	\$0	\$75,615	\$15,590	\$0	\$0	\$0	\$0	\$0
TFSATGT16C0001	\$0	\$226,024	\$149,750	\$0	\$0	\$0	\$0	\$0
TFSATGT16C0003	\$0	\$0	\$233,411	\$0	\$0	\$0	\$0	\$0
GS01T12BKD0004	\$0	\$402,881	\$-98	\$1,388,669	\$9,050,123	\$0	\$33,286	\$0
HHSF223201510028I	\$0	\$0	\$0	\$1,299,984	\$0	\$0	\$0	\$0
HHSP23320100001EI	\$0	\$-508	\$-205	\$0	\$-319	\$33,031,876	\$40,908,091	\$31,987,069
HHSP233201400029I	\$0	\$289,530	\$814,152	\$880,635	\$240,857	\$0	\$0	\$0
HHSP233201500181I	\$0	\$582,548	\$5,208,582	\$4,019,062	\$0	\$0	\$0	\$0
GRAND TOTAL:	\$0	\$1,798,890	\$6,434,720	\$7,764,801	\$9,336,471	\$33,677,994	\$40,940,933	\$32,735,317

Source: FEDMINE analysis of Federal Procurement Data system - Next Generation Data (FPDS-NG)

COMPARATIVE 9- YEAR SUB CONTRACTS REVENUE BY PRIME CONTRACTOR

Sub Contracts Received from each reported Prime Contractor	2017	2016	2015	2014	2013	2012	2011	2010	2009
965091606 - SMARTRONIX, INC.	\$0	\$0	\$0	\$0	\$75,211	\$0	\$0	\$0	\$0
GRAND TOTAL:	\$0	\$0	\$0	\$0	\$75,211	\$0	\$0	\$0	\$0

SUB CONTRACT AWARDS BY AGENCY

AGENCY	2017	2016	2015	2014	2013	2012	2011	2010	2009
1700 - DEPT OF THE NAVY	\$0	\$0	\$0	\$0	\$75,211	\$0	\$0	\$0	\$0
GRAND TOTAL:	\$0	\$0	\$0	\$0	\$75,211	\$0	\$0	\$0	\$0

SUB CONTRACT AWARDS BY PLACE OF PERFORMANCE

PLACE OF PERFORMANCE	2017	2016	2015	2014	2013	2012	2011	2010	2009
VA - Virginia	\$0	\$0	\$0	\$0	\$75,211	\$0	\$0	\$0	\$0
GRAND TOTAL:	\$0	\$0	\$0	\$0	\$75,211	\$0	\$0	\$0	\$0

SUB CONTRACT AWARDS BY AGENCY

FUNDING OFFICE	2017	2016	2015	2014	2013	2012	2011	2010	2009
N00421 - NAVAL AIR WARFARE	\$0	\$0	\$0	\$0	\$75,211	\$0	\$0	\$0	\$0

CENTER AIR DIV										
GRAND TOTAL:	\$0	\$0	\$0	\$0	\$75,211	\$0	\$0	\$0	\$0	\$0

🔗 SUB CONTRACT AWARDS BY NAICS

NAICS	2017	2016	2015	2014	2013	2012	2011	2010	2009
541330 - ENGINEERING SERVICES	\$0	\$0	\$0	\$0	\$75,211	\$0	\$0	\$0	\$0
GRAND TOTAL:	\$0	\$0	\$0	\$0	\$75,211	\$0	\$0	\$0	\$0

Source: FEDMINE analysis of USASPENDING.GOV Data