

## FEDMINE™ Prime Contractor Company Profile - APPLIED TRAINING SOLUTIONS, LLC

Last Updated: 01/26/2018 - 03:00:02 AM

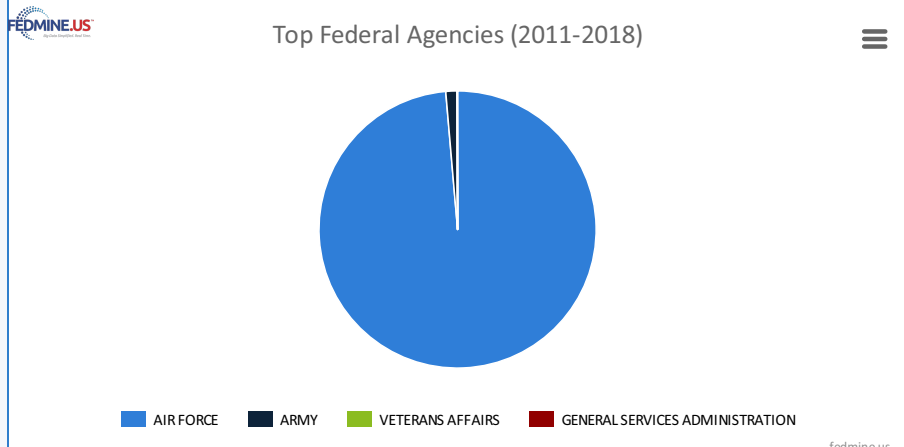
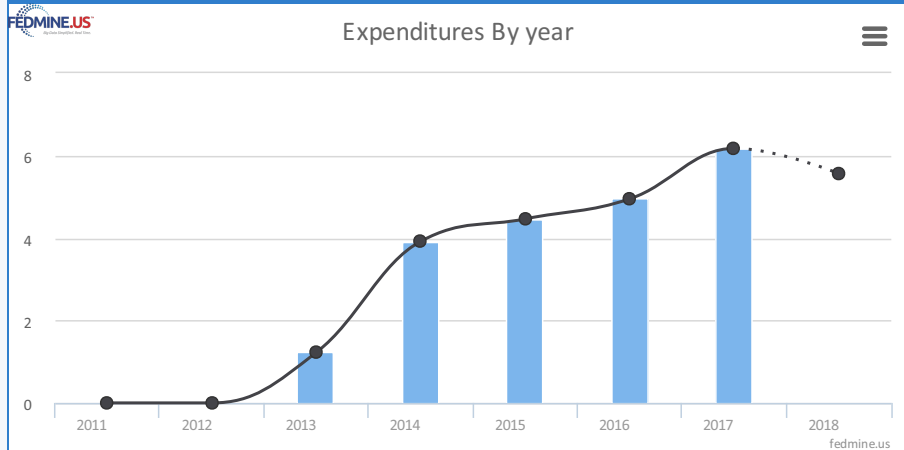
- ❗ **Note 1:** If a Parent company for this entity is reported, click the link on its Parent DUNS number below to see its consolidated Profile. Parent subsidiary relationships are no longer provided due to the Federal Government's agreement with D&B, and therefore, some relationships may not reflect the most current status in our system.
- ❗ **Note 2:** All OBLIGATED DOLLARS PERTAIN TO PRIME CONTRACTING DOLLARS ONLY. IF PURCHASED SEPARATELY SUBCONTRACTS DATA IS INCLUDED IN ALL PROFILES.

- Contract Awards in Last 30 Days
- Contracts by Place of Performance
- Contracts By Contracting Off.
- FedBizOpps Awards
- Contracts by NAICS Codes
- Contracts by PSC Codes
- Contracts by Categories
- Contracts By Socio Economic Status
- Contracts By SetAside Type
- Contracts By Pricing Type
- Contracts By Extent of Competition

### ORGANIZATION DETAILS

DUNS:	809625507
Parent DUNS:	NONE
Fedmine ID:	F530869934
Address:	5821 MAGNOLIA LN FALLS CHURCH VA 22041-1662 USA 
County Code:	013
Cong. District:	08
Metro Area Code:	8840
Corporate URL:	<a href="http://www.appliedtrg.com">http://www.appliedtrg.com</a>
Organization Type:	PARTNERSHIP 2K
Incorporation:	VA
Legal Structure:	LLC
Business Type:	2X - For-Profit Organization A5 - Veteran Owned Business LJ - Limited Liability Company QF - Service Disabled Veteran Owned
Employees: *	18

### COMPARATIVE 8 - YEAR FEDERAL PRIME CONTRACTS VIEW



Annual Revenue: *	\$1,300,000
Credit Card:	Y
Cage Code:	50AU7
SAM Registration:	2008-03-18
SAM Renewal:	2019-01-24
Year Established:	2009-2-20
Fiscal Yr End:	12/31
Company Security:	NONE
Employee Security:	NONE
Current Principals:	John Rossi, Chief Operating Officer William Bewley, Managing Member

\* Self reported by company to government, cannot be guaranteed for accuracy

Source: System for Award Management (SAM)

### Contact Information

Government Contact:	
Name:	JASON BEWLEY
Title:	PRESIDENT
Email:	jbewley@appliedtrg.com
Phone:	(571) 699-3180
CI Email-Id:	bbewley@appliedtrg.com

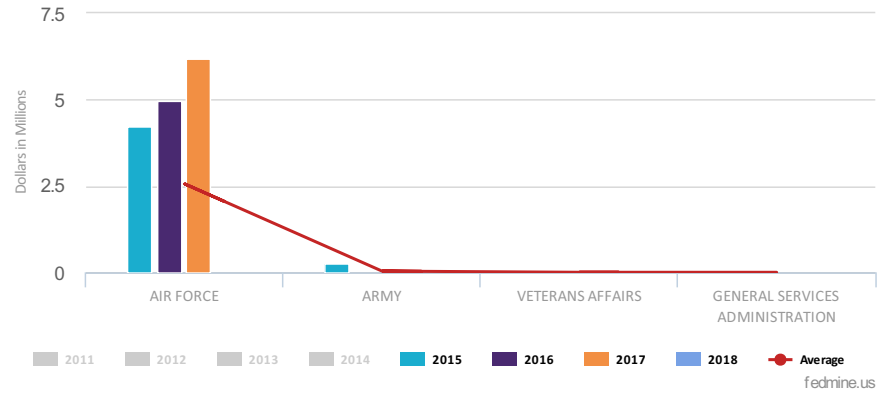
Source: System for Award Management (SAM)  
Source: DSBS.GOV Data

### CERTIFICATION DETAILS

Capabilities Narrative:	
Applied Training Solutions is a software development and training services company that specializes in the design and employment of simulation, collaboration and planning software	
SBA Servicing Office:	
WASHINGTON DISTRICT OFFICE (SBA office code 0353)	
Business Type Percentages:	
(none given)	
Bonding Levels:	
Construction:	\$0 (per contract)
Construction:	\$0 (aggregate)



## Federal Contract Actions by Agency



AGENCY	2018	2017	2016	2015	2014	2013	2012	2011
4700 - GENERAL SERVICES ADMINISTRATION	\$0	\$0	\$0	\$0	\$0	0	0	0

Bureau	2018	2017	2016	2015	2014	2013	2012	2011
4732 - Federal Acquisition Service	\$0	\$0	\$0	\$0	\$0	0	0	0
<b>AGENCY TOTAL:</b>	<b>\$0</b>	<b>\$0</b>	<b>\$0</b>	<b>\$0</b>	<b>\$0</b>	<b>\$0</b>	<b>\$0</b>	<b>\$0</b>

5700 - AIR FORCE	\$0	\$6,174,456	\$4,952,489	\$4,217,136	\$3,925,620	\$1,198,957	0	0
2100 - ARMY	0	0	0	\$241,099	0	\$33,321	0	0
3600 - VETERANS AFFAIRS	0	0	0	\$7,216	0	0	0	0
<b>GRAND TOTAL:</b>	<b>\$0</b>	<b>\$6,174,456</b>	<b>\$4,952,489</b>	<b>\$4,465,451</b>	<b>\$3,925,620</b>	<b>\$1,232,277</b>	<b>\$0</b>	<b>\$0</b>

Source: FEDMINE analysis of Federal Procurement Data system - Next Generation Data (FPDS-NG)

### GSA CONTRACT ACTIONS Contracts 5

AGENCY	2018	2017	2016	2015	2014	2013	2012	2011
5700 - AIR FORCE	0	0	\$576,890	\$4,042,138	\$3,925,620	0	0	0
3600 - VETERANS AFFAIRS	0	0	0	\$7,216	0	0	0	0
<b>GRAND TOTAL:</b>	<b>\$0</b>	<b>\$0</b>	<b>\$576,890</b>	<b>\$4,049,354</b>	<b>\$3,925,620</b>	<b>\$0</b>	<b>\$0</b>	<b>\$0</b>

Source: FEDMINE analysis of Federal Procurement Data system - Next Generation Data (FPDS-NG)

### NORTH AMERICAN INDUSTRY CLASSIFICATION SYSTEM (NAICS)

- 423490 - OTHER PROFESSIONAL EQUIPMENT AND SUPPLIES MERCHANT WHOLESALERS
- 511210 - SOFTWARE PUBLISHERS
- 541330 - ENGINEERING SERVICES
- 541370 - SURVEYING AND MAPPING (EXCEPT GEOPHYSICAL) SERVICES
- 541511 - CUSTOM COMPUTER PROGRAMMING SERVICES
- 541512 - COMPUTER SYSTEMS DESIGN SERVICES

Service:	\$0 (per contract)
Service:	\$0 (aggregate)
Quality Standards:	
Quality Assurance:	(none given)
EDI:	N
Export Details:	
Activities:	Service(s), Consultant
Exporting to:	Canada, Jordan, Saudi Arabia
Relationships:	Direct export sales, Licensing
Objective(s):	Further software and training services exports to Easter Europe and Middle East
Non-Government Certifications:	
(none given)	
Special Equipment	
Source: DSBS.GOV Data	

- 541519 - OTHER COMPUTER RELATED SERVICES
- 541611 - ADMINISTRATIVE MANAGEMENT AND GENERAL MANAGEMENT CONSULTING SERVICES
- 541614 - PROCESS, PHYSICAL DISTRIBUTION, AND LOGISTICS CONSULTING SERVICES
- 541990 - ALL OTHER PROFESSIONAL, SCIENTIFIC, AND TECHNICAL SERVICES
- 561320 - TEMPORARY HELP SERVICES
- 611420 - COMPUTER TRAINING
- 611430 - PROFESSIONAL AND MANAGEMENT DEVELOPMENT TRAINING
- 611519 - OTHER TECHNICAL AND TRADE SCHOOLS
- 611699 - ALL OTHER MISCELLANEOUS SCHOOLS AND INSTRUCTION
- 611710 - EDUCATIONAL SUPPORT SERVICES

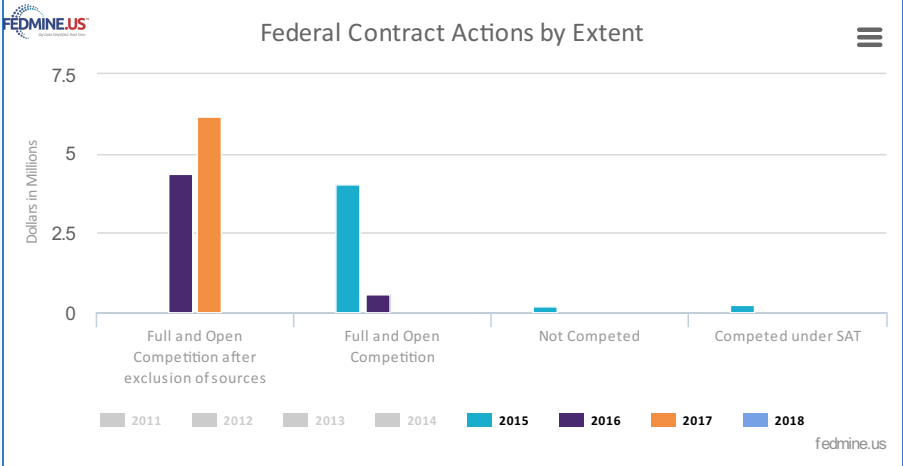
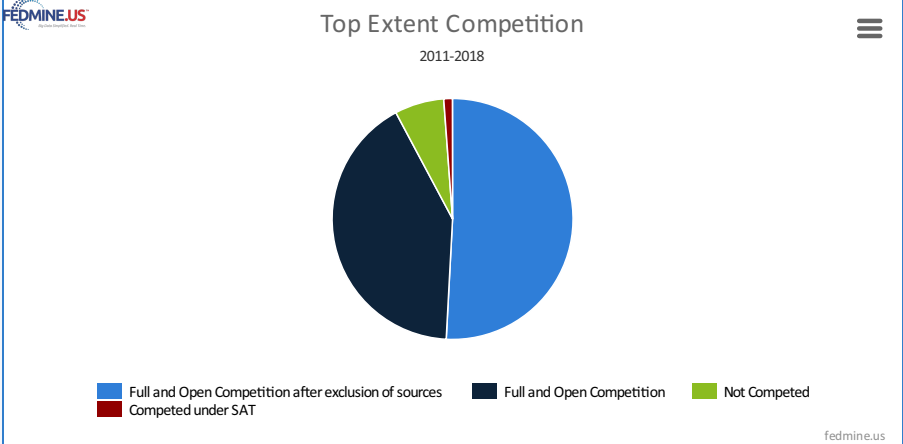
[MyFedconnect™ Potential NAICS MarketView](#)

### PRODUCT OR SERVICE (PSC) CODES

- 6910 - TRAINING AIDS
- 6930 - OPERATION TRAINING DEVICES
- 7030 - ADP SOFTWARE
- U008 - TRAINING/CURRICULUM DEVELOPMENT
- U012 - INFORMATION TRAINING

[MyFedconnect™ Potential PSC MarketView](#)

### CONTRACT AWARDS BY EXTENT OF COMPETITION



EXTENT	2018	2017	2016	2015	2014	2013	2012	2011
--------	------	------	------	------	------	------	------	------

COMPLETED									
-	A - Full and Open Competition	\$0	\$0	\$576,890	\$4,049,354	\$3,925,620	\$33,321	\$0	\$0
↳									
Agency		2018	2017	2016	2015	2014	2013	2012	2011
2100 - ARMY		0	0	0	0	0	\$33,321	0	0
3600 - VETERANS AFFAIRS		0	0	0	\$7,216	0	0	0	0
4700 - GENERAL SERVICES ADMINISTRATION		\$0	\$0	\$0	\$0	\$0	0	0	0
5700 - AIR FORCE		0	0	\$576,890	\$4,042,138	\$3,925,620	0	0	0
AGENCY TOTAL:		\$0	\$0	\$576,890	\$4,049,354	\$3,925,620	\$33,321	\$0	\$0
-	F - Competed under SAT	\$0	\$0	\$0	\$241,099	\$0	\$0	\$0	\$0
↳									
Agency		2018	2017	2016	2015	2014	2013	2012	2011
2100 - ARMY		0	0	0	\$241,099	0	0	0	0
AGENCY TOTAL:		\$0	\$0	\$0	\$241,099	\$0	\$0	\$0	\$0
-	C - Not Completed	\$0	\$0	\$0	\$174,998	\$0	\$1,198,957	\$0	\$0
↳									
Agency		2018	2017	2016	2015	2014	2013	2012	2011
5700 - AIR FORCE		0	0	0	\$174,998	\$0	\$1,198,957	0	0
AGENCY TOTAL:		\$0	\$0	\$0	\$174,998	\$0	\$1,198,957	\$0	\$0
-	D - Full and Open Competition after exclusion of sources	\$0	\$6,174,455	\$4,375,599	\$0	\$0	\$0	\$0	\$0
↳									
Agency		2018	2017	2016	2015	2014	2013	2012	2011
5700 - AIR FORCE		\$0	\$6,174,455	\$4,375,599	0	0	0	0	0
AGENCY TOTAL:		\$0	\$6,174,455	\$4,375,599	\$0	\$0	\$0	\$0	\$0
GRAND TOTAL:		\$0	\$6,174,455	\$4,952,489	\$4,465,451	\$3,925,620	\$1,232,277	\$0	\$0
Source:  FEDMINE analysis of Federal Procurement Data system - Next Generation Data (FPDS-NG)									

GSA SCHEDULE CONTRACTS		
GSA Numbers	Schedule Type	Contract Ending Date
GS02F066BA	874	Dec 19, 2018
↳ Govt. Contracting Officer Details-GS02F066BA		Socio
Name		
Phone		212-264-4541
Email		nelson.jaquez@gsa.gov

IDV CONTRACTS

IDV CONTRACT NUMBERS	2018	2017	2016	2015	2014	2013	2012	2011
GS02F066BA	\$0	\$0	\$576,890	\$4,049,354	\$3,925,620	\$0	\$0	\$0
FA251716D9000	\$0	\$6,174,455	\$4,375,599	\$0	\$0	\$0	\$0	\$0
<b>GRAND TOTAL:</b>	<b>\$0</b>	<b>\$6,174,455</b>	<b>\$4,952,489</b>	<b>\$4,049,354</b>	<b>\$3,925,620</b>	<b>\$0</b>	<b>\$0</b>	<b>\$0</b>

Source: FEDMINE analysis of Federal Procurement Data system - Next Generation Data (FPDS-NG)

COMPARATIVE 9- YEAR SUB CONTRACTS REVENUE BY PRIME CONTRACTOR

Sub Contracts Received from each reported Prime Contractor	2017	2016	2015	2014	2013	2012	2011	2010	2009																																								
967356127 - NORTHROP GRUMMAN CORPORATION	\$0	\$6,607,180	\$88,046	\$0	\$49,790	\$216,319	\$0	\$0	\$0																																								
<table border="1"> <thead> <tr> <th>Agency</th> <th>2017</th> <th>2016</th> <th>2015</th> <th>2014</th> <th>2013</th> <th>2012</th> <th>2011</th> <th>2010</th> <th>2009</th> </tr> </thead> <tbody> <tr> <td>2100 - ARMY</td> <td>\$0</td> <td>\$6,485,570</td> <td>\$41,670</td> <td>\$0</td> <td>\$49,790</td> <td>\$216,319</td> <td>\$0</td> <td>\$0</td> <td>\$0</td> </tr> <tr> <td>1700 - NAVY, DEPARTMENT OF</td> <td>\$0</td> <td>\$121,610</td> <td>\$46,376</td> <td>\$0</td> <td>\$0</td> <td>\$0</td> <td>\$0</td> <td>\$0</td> <td>\$0</td> </tr> <tr> <td><b>AGENCY TOTAL:</b></td> <td><b>\$0</b></td> <td><b>\$0</b></td> <td><b>\$0</b></td> <td><b>\$0</b></td> <td><b>\$0</b></td> <td><b>\$0</b></td> <td><b>\$0</b></td> <td><b>\$0</b></td> <td><b>\$0</b></td> </tr> </tbody> </table>	Agency	2017	2016	2015	2014	2013	2012	2011	2010	2009	2100 - ARMY	\$0	\$6,485,570	\$41,670	\$0	\$49,790	\$216,319	\$0	\$0	\$0	1700 - NAVY, DEPARTMENT OF	\$0	\$121,610	\$46,376	\$0	\$0	\$0	\$0	\$0	\$0	<b>AGENCY TOTAL:</b>	<b>\$0</b>	<b>\$0</b>	<b>\$0</b>	<b>\$0</b>	<b>\$0</b>	<b>\$0</b>	<b>\$0</b>	<b>\$0</b>	<b>\$0</b>									
Agency	2017	2016	2015	2014	2013	2012	2011	2010	2009																																								
2100 - ARMY	\$0	\$6,485,570	\$41,670	\$0	\$49,790	\$216,319	\$0	\$0	\$0																																								
1700 - NAVY, DEPARTMENT OF	\$0	\$121,610	\$46,376	\$0	\$0	\$0	\$0	\$0	\$0																																								
<b>AGENCY TOTAL:</b>	<b>\$0</b>	<b>\$0</b>	<b>\$0</b>	<b>\$0</b>	<b>\$0</b>	<b>\$0</b>	<b>\$0</b>	<b>\$0</b>	<b>\$0</b>																																								
248513116 - GROUPE CGI Inc	\$0	\$145,136	\$0	\$0	\$0	\$0	\$0	\$0	\$0																																								
<table border="1"> <thead> <tr> <th>Agency</th> <th>2017</th> <th>2016</th> <th>2015</th> <th>2014</th> <th>2013</th> <th>2012</th> <th>2011</th> <th>2010</th> <th>2009</th> </tr> </thead> <tbody> <tr> <td>2100 - ARMY</td> <td>\$0</td> <td>\$145,136</td> <td>\$0</td> <td>\$0</td> <td>\$0</td> <td>\$0</td> <td>\$0</td> <td>\$0</td> <td>\$0</td> </tr> <tr> <td><b>AGENCY TOTAL:</b></td> <td><b>\$0</b></td> <td><b>\$0</b></td> <td><b>\$0</b></td> <td><b>\$0</b></td> <td><b>\$0</b></td> <td><b>\$0</b></td> <td><b>\$0</b></td> <td><b>\$0</b></td> <td><b>\$0</b></td> </tr> </tbody> </table>	Agency	2017	2016	2015	2014	2013	2012	2011	2010	2009	2100 - ARMY	\$0	\$145,136	\$0	\$0	\$0	\$0	\$0	\$0	\$0	<b>AGENCY TOTAL:</b>	<b>\$0</b>	<b>\$0</b>	<b>\$0</b>	<b>\$0</b>	<b>\$0</b>	<b>\$0</b>	<b>\$0</b>	<b>\$0</b>	<b>\$0</b>																			
Agency	2017	2016	2015	2014	2013	2012	2011	2010	2009																																								
2100 - ARMY	\$0	\$145,136	\$0	\$0	\$0	\$0	\$0	\$0	\$0																																								
<b>AGENCY TOTAL:</b>	<b>\$0</b>	<b>\$0</b>	<b>\$0</b>	<b>\$0</b>	<b>\$0</b>	<b>\$0</b>	<b>\$0</b>	<b>\$0</b>	<b>\$0</b>																																								
<b>GRAND TOTAL:</b>	<b>\$0</b>	<b>\$6,752,316</b>	<b>\$88,046</b>	<b>\$0</b>	<b>\$49,790</b>	<b>\$216,319</b>	<b>\$0</b>	<b>\$0</b>	<b>\$0</b>																																								

SUB CONTRACT AWARDS BY AGENCY

AGENCY	2017	2016	2015	2014	2013	2012	2011	2010	2009
2100 - DEPT OF THE ARMY	\$0	\$6,630,706	\$41,670	\$0	\$49,790	\$216,319	\$0	\$0	\$0
1700 - DEPT OF THE NAVY	\$0	\$121,610	\$46,376	\$0	\$0	\$0	\$0	\$0	\$0
<b>GRAND TOTAL:</b>	<b>\$0</b>	<b>\$6,752,316</b>	<b>\$88,046</b>	<b>\$0</b>	<b>\$49,790</b>	<b>\$216,319</b>	<b>\$0</b>	<b>\$0</b>	<b>\$0</b>

SUB CONTRACT AWARDS BY PLACE OF PERFORMANCE


PLACE OF PERFORMANCE	2017	2016	2015	2014	2013	2012	2011	2010	2009
VA - Virginia	\$0	\$6,752,316	\$88,046	\$0	\$49,790	\$216,319	\$0	\$0	\$0
<b>GRAND TOTAL:</b>	<b>\$0</b>	<b>\$6,752,316</b>	<b>\$88,046</b>	<b>\$0</b>	<b>\$49,790</b>	<b>\$216,319</b>	<b>\$0</b>	<b>\$0</b>	<b>\$0</b>

#### 🔗 SUB CONTRACT AWARDS BY AGENCY

FUNDING OFFICE	2017	2016	2015	2014	2013	2012	2011	2010	2009
W45CL7 - W0VC HHC TNG BN PROV	\$0	\$6,485,570	\$41,670	\$0	\$49,790	\$216,319	\$0	\$0	\$0
H91269 - JOINT STAFF SUPPLY, DOM, JSSSO	\$0	\$121,610	\$46,376	\$0	\$0	\$0	\$0	\$0	\$0
W905YQ - W3YT HQ TRADOC DCS, G-2	\$0	\$145,136	\$0	\$0	\$0	\$0	\$0	\$0	\$0
<b>GRAND TOTAL:</b>	<b>\$0</b>	<b>\$6,752,316</b>	<b>\$88,046</b>	<b>\$0</b>	<b>\$49,790</b>	<b>\$216,319</b>	<b>\$0</b>	<b>\$0</b>	<b>\$0</b>

#### 🔗 SUB CONTRACT AWARDS BY NAICS

NAICS	2017	2016	2015	2014	2013	2012	2011	2010	2009
561210 - Facilities Support Services	\$0	\$6,485,570	\$41,670	\$0	\$49,790	\$216,319	\$0	\$0	\$0
541330 - Engineering Services	\$0	\$121,610	\$46,376	\$0	\$0	\$0	\$0	\$0	\$0
541990 - All Other Professional, Scientific, and Technical Services	\$0	\$145,136	\$0	\$0	\$0	\$0	\$0	\$0	\$0
<b>GRAND TOTAL:</b>	<b>\$0</b>	<b>\$6,752,316</b>	<b>\$88,046</b>	<b>\$0</b>	<b>\$49,790</b>	<b>\$216,319</b>	<b>\$0</b>	<b>\$0</b>	<b>\$0</b>

Source:  FEDMINE analysis of USASPENDING.GOV Data