

## FEDMINE™ Prime Contractor Company Profile - CATAPULT TECHNOLOGY, LTD.

Last Updated: 08/12/2017 - 07:12:46 PM

- Note 1:** If a Parent company for this entity is reported, click the link on its Parent DUNS number below to see its consolidated Profile. Parent subsidiary relationships are no longer provided due to the Federal Government's agreement with D&B, and therefore, some relationships may not reflect the most current status in our system.
- Note 2:** All OBLIGATED DOLLARS PERTAIN TO PRIME CONTRACTING DOLLARS ONLY. IF PURCHASED SEPARATELY SUBCONTRACTS DATA IS INCLUDED IN ALL PROFILES.

- Sub Contracts Awarded
- Contract Awards in Last 30 Days
- Contracts by Place of Performance
- Major Customer Names
- Contracts By Contracting Off.
- FedBizOpps Awards
- GAO Protests filed by company
- GWAC Contracts
- Contracts by NAICS Codes
- Contracts by PSC Codes
- Contracts by Categories
- Contracts By Socio Economic Status
- Contracts By SetAside Type
- Contracts By Pricing Type
- Contracts By Extent of Competition

### ORGANIZATION DETAILS

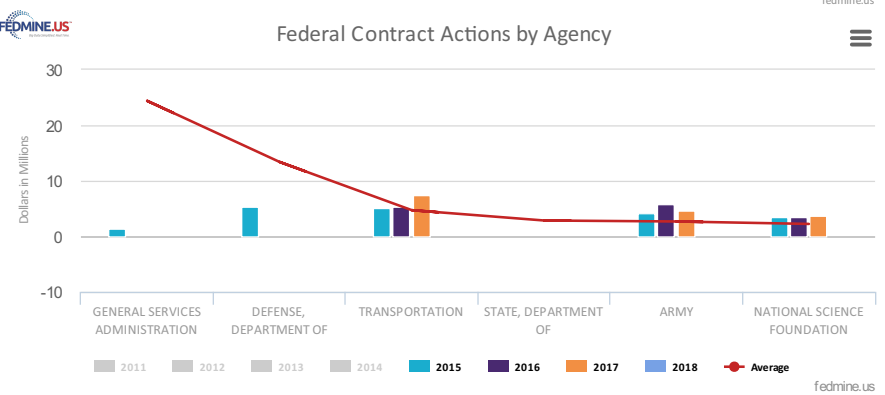
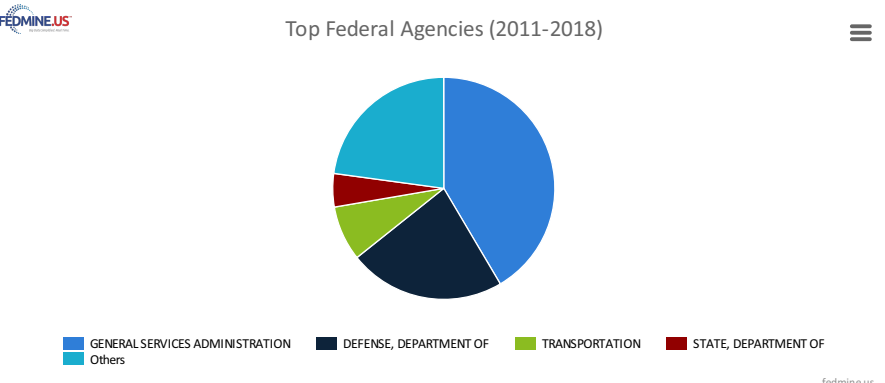
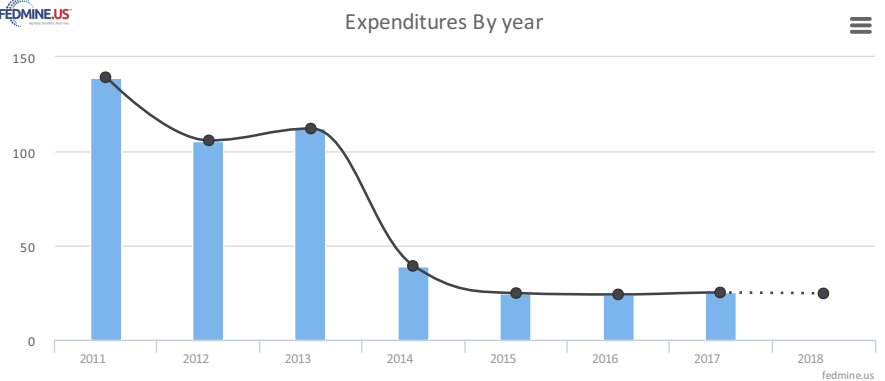
DUNS:	958045346
Parent DUNS:	NONE
Fedmine ID:	F095379178
Address:	11 CANAL CENTER PLZ FL 2 ALEXANDRIA VA 22314-1595 USA
County Code:	031
Cong. District:	08
Metro Area Code:	8840
Corporate URL:	<a href="http://www.sc3.com">http://www.sc3.com</a>
Organization Type:	CORPORATE ENTITY (NOT TAX EXEMPT) 2L
Incorporation:	MD
Legal Structure:	Subchapter S Corpora
Business Type:	2X - For-Profit Organization
Employees: *	625
Annual Revenue: *	\$14,569,299,758
Credit Card:	Y
Cage Code:	1EEX6
SAM Registration:	2002-03-20
SAM Renewal:	2018-08-08
Year Established:	1998-1-19
Fiscal Yr End:	12/31
Company Security:	Government Top Secret
Employee Security:	Government Top Secret
Current Principals:	David Thornton, CFO Diane Whitmoyer, Vice President - Administration Barry Kane, President Mark Hunker, COO Randy J. Slager, CEO

\* Self reported by company to government, cannot be guaranteed for accuracy

Source: System for Award Management (SAM)

### Executive Information

### COMPARATIVE 8 - YEAR FEDERAL PRIME CONTRACTS VIEW



AGENCY	2018	2017	2016	2015	2014	2013	2012	2011
+ 1200 - AGRICULTURE, DEPARTMENT OF	0	0	\$-2,816	\$0	\$-12	\$423,299	\$1,099,555	\$1,526,672
+ 1400 - INTERIOR, DEPARTMENT OF	0	\$0	\$-110	\$92,556	\$66,185	\$48,494	\$92,423	\$1,725,282
+ 1500 - JUSTICE,	0	0	0	0	0	\$5,032,533	\$5,506,295	\$5,412,843

Name	Compensation
Date: 08/14/2014	Contract #: HHSN316201200034W
Mark Hunker	\$ 944,254
John Scarcella	\$ 692,990
Dave Lyons	\$ 547,477
Dave Thornton	\$ 492,484
Barry Kane	\$ 1,397,700

Source: FEDMINE analysis of USASPENDING.GOV Data

### Contact Information

**PYPOC:**

Name: US SMALL BUSINESS ADMINISTRATION

**Government Contact:**

Name: CORIONNA CANADA  
Title: CONTRACTS MANAGER  
Email: contracts@sc3.com  
Phone: (703) 273-0062

**Corporate Contact:**

Name: RENEE FORTUNE  
Title: SR. PROJECT ACCOUNTANT  
Email: rfortune@sc3.com  
Phone: (240) 482-2113

**Other:**

Name: CORIONNA CANADA  
Title: CONTRACTS MANAGER  
Email: ccanada@sc3.com  
Phone: (703) 273-0062

CI Email-Id: Randy.Slager@catapulttechnology.com

Source: System for Award Management (SAM)  
Source: DSBS.GOV Data

DEPARTMENT OF									
+ 1600 - LABOR, DEPARTMENT OF	0	0	0	0	0	0	\$1,790,358	\$1,406,593	
1900 - STATE, DEPARTMENT OF	0	0	0	0	0	\$3,477,813	\$9,214,474	\$10,081,265	
+ 2000 - TREASURY, DEPARTMENT OF	0	\$3,384,063	0	0	0	0	0	\$0	
2100 - ARMY	0	\$4,622,087	\$5,918,458	\$4,118,794	\$3,330,825	\$-149,222	\$-107,702	\$3,648,193	
3600 - VETERANS AFFAIRS	0	\$16,000	\$177,517	\$2,013,344	\$2,553,221	\$8,639,366	\$1,887,782	\$-1,351,563	
+ 4700 - GENERAL SERVICES ADMINISTRATION	0	\$0	\$0	\$1,439,500	\$20,013,964	\$66,553,727	\$41,373,788	\$65,812,813	
4900 - NATIONAL SCIENCE FOUNDATION	0	\$3,776,368	\$3,534,925	\$3,563,636	\$0	\$2,174,173	\$2,139,675	\$2,651,056	
6300 - National Labor Relations Board	0	0	\$-17,001	0	\$911,736	\$1,702,343	\$1,911,094	\$1,588,851	
+ 6900 - TRANSPORTATION	0	\$7,512,521	\$5,261,023	\$5,003,058	\$5,526,781	\$4,882,051	\$5,162,286	\$4,301,100	
+ 7000 - HOMELAND SECURITY	0	0	\$0	\$-47,847	\$6,048	\$87,656	\$82,567	\$80,047	
8600 - HOUSING AND URBAN DEVELOPMENT	0	0	0	0	0	0	0	\$0	
+ 8900 - ENERGY, DEPARTMENT OF	0	0	0	0	0	0	\$359,098	\$570,419	
9507 - Commodity Futures Trading Commission	0	\$5,424,518	\$8,996,122	\$2,984,284	\$27,769	\$6,855	\$172,640	\$182,000	
+ 9700 - DEFENSE, DEPARTMENT OF	0	\$-44,016	\$-99,449	\$5,294,876	\$6,493,108	\$18,830,320	\$35,098,312	\$41,638,760	
2400 - OFFICE OF PERSONNEL MANAGEMENT	0	0	0	0	0	\$0	\$0	0	
6800 - ENVIRONMENTAL PROTECTION AGENCY	0	\$420,768	\$301,049	\$331,060	\$263,682	\$356,020	0	0	
+ 1300 - COMMERCE, DEPARTMENT OF	0	0	0	\$-568	0	0	0	0	
8800 - NATIONAL ARCHIVES AND RECORDS ADMINISTRATION	0	0	0	\$-0	0	0	0	0	
<b>GRAND TOTAL:</b>	\$0	\$25,112,308	\$24,069,717	\$24,792,693	\$39,193,306	\$112,065,426	\$105,782,646	\$139,274,331	

Source: FEDMINE analysis of Federal Procurement Data system - Next Generation Data (FPDS-NG)

### CERTIFICATION DETAILS

**Capabilities Narrative:**

Homeland Security, Info Sys Eng, IT Opns, Fac Mgmt, DB Admin/Dev, Ntwk Eng., S/390, Security, IT admin, certifications, engr. & Port Security; Management Consulting, Federal HR, IT; Telecom, Voice/Data engr & Opns, Voice over IP, Segment Architecture

**SBA Servicing Office:**

WASHINGTON DISTRICT OFFICE (SBA office code 0353)

**SBA 8(a) Certification:**

Case Number: 106849  
Entrance Date: 2001-03-20  
Exit Date: 2010-03-20

**Small Disadvantaged Business:**

Entrance Date: 2001-03-20  
SDB Exit Date: 2013-03-20

### GSA CONTRACT ACTIONS

Contracts 5

AGENCY	2018	2017	2016	2015	2014	2013	2012	2011
+ 1200 - AGRICULTURE, DEPARTMENT OF	0	0	\$-2,816	0	\$0	\$423,299	\$1,099,889	\$1,815,970
+ 1300 - COMMERCE, DEPARTMENT OF	0	0	0	\$-568	0	0	0	0
+ 1400 - INTERIOR, DEPARTMENT OF	0	0	0	\$24,385	0	\$48,494	\$-20,000	\$328,439
+ 1500 - JUSTICE, DEPARTMENT OF	0	0	0	0	0	\$4,247,371	\$5,506,295	\$5,412,843
+ 1600 - LABOR, DEPARTMENT OF	0	0	0	0	0	0	0	\$29,384
+ 2000 - TREASURY,	0	\$0	0	0	0	0	0	0

Business Type Percentages:	
Service (98 %), Research & development (2 %)	
Bonding Levels:	
Construction:	\$0 (per contract)
Construction:	\$0 (aggregate)
Service:	\$0 (per contract)
Service:	\$0 (aggregate)
Quality Standards:	
Quality Assurance:	A
EDI:	N
Export Details:	
Activities:	(none given)
Exporting to:	(none given)
Relationships:	(none given)
Objective(s):	
Non-Government Certifications:	
Montgomery Co. SDB	
Special Equipment	
Systems Integrator - VAR for: Hyperion, ResQNet, Lotus, Oracle, Microsoft, Novell and others as needed. Mobile/wearable computers.	
Source: DSBS.GOV Data	

DEPARTMENT OF									
2100 - ARMY	0	\$4,622,087	\$5,918,458	\$4,118,794	0	\$-149,222	\$-107,702	\$3,648,193	
3600 - VETERANS AFFAIRS	0	\$16,000	\$177,517	\$2,013,344	\$2,553,221	\$8,639,366	\$1,887,782	\$-1,351,563	
+ 4700 - GENERAL SERVICES ADMINISTRATION	0	0	0	\$1,439,500	\$20,013,964	\$66,553,725	\$41,373,788	\$65,794,167	
4900 - NATIONAL SCIENCE FOUNDATION	0	\$3,776,368	\$3,534,925	\$3,563,636	\$0	\$2,174,173	\$2,139,675	\$2,651,056	
+ 6900 - TRANSPORTATION	0	\$7,512,521	\$5,261,023	\$5,003,057	\$5,580,715	\$4,882,051	\$5,223,323	\$4,366,806	
7300 - Small Business Administration	0	0	0	0	0	0	0	0	
9507 - Commodity Futures Trading Commission	0	0	0	\$0	\$27,769	\$6,855	\$172,640	\$182,000	
+ 9700 - DEFENSE, DEPARTMENT OF	0	\$-44,016	\$-99,449	\$5,294,876	\$6,493,108	\$18,833,975	\$35,098,311	\$41,698,688	
1145 - Peace Corps	0	0	0	0	0	0	0	0	
+ 8900 - ENERGY, DEPARTMENT OF	0	0	0	0	0	0	\$359,098	\$570,419	
8600 - HOUSING AND URBAN DEVELOPMENT	0	0	0	0	0	0	0	\$0	
9508 - National Transportation Safety Board	0	0	0	0	0	0	0	0	
+ 7000 - HOMELAND SECURITY	0	0	0	\$-47,847	\$6,048	\$87,656	\$82,567	\$80,047	
8800 - NATIONAL ARCHIVES AND RECORDS ADMINISTRATION	0	0	0	\$-0	0	0	0	0	
6300 - National Labor Relations Board	0	0	\$-17,001	0	\$853,463	\$1,702,343	\$1,911,094	0	
6800 - ENVIRONMENTAL PROTECTION AGENCY	0	\$420,768	\$301,049	\$331,060	\$263,682	\$356,020	0	0	
<b>GRAND TOTAL:</b>	<b>\$0</b>	<b>\$16,303,727</b>	<b>\$15,073,706</b>	<b>\$21,740,237</b>	<b>\$35,791,970</b>	<b>\$107,806,107</b>	<b>\$94,726,760</b>	<b>\$125,226,449</b>	

Source: FEDMINE analysis of Federal Procurement Data system - Next Generation Data (FPDS-NG)

### NORTH AMERICAN INDUSTRY CLASSIFICATION SYSTEM (NAICS)

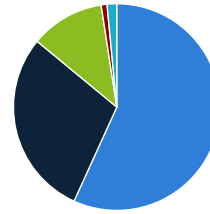
- 541330 - ENGINEERING SERVICES
- 541511 - CUSTOM COMPUTER PROGRAMMING SERVICES
- 541512 - COMPUTER SYSTEMS DESIGN SERVICES
- 541513 - COMPUTER FACILITIES MANAGEMENT SERVICES
- 541519 - OTHER COMPUTER RELATED SERVICES
- 541611 - ADMINISTRATIVE MANAGEMENT AND GENERAL MANAGEMENT CONSULTING SERVICES
- 541612 - HUMAN RESOURCES AND EXECUTIVE SEARCH CONSULTING SERVICES
- 541618 - OTHER MANAGEMENT CONSULTING SERVICES
- 541990 - ALL OTHER PROFESSIONAL, SCIENTIFIC, AND TECHNICAL SERVICES
- 561210 - FACILITIES SUPPORT SERVICES
- 561320 - TEMPORARY HELP SERVICES
- 561990 - ALL OTHER SUPPORT SERVICES
- 611430 - PROFESSIONAL AND MANAGEMENT DEVELOPMENT TRAINING

CONTRACT AWARDS BY EXTENT OF COMPETITION



Top Extent Competition

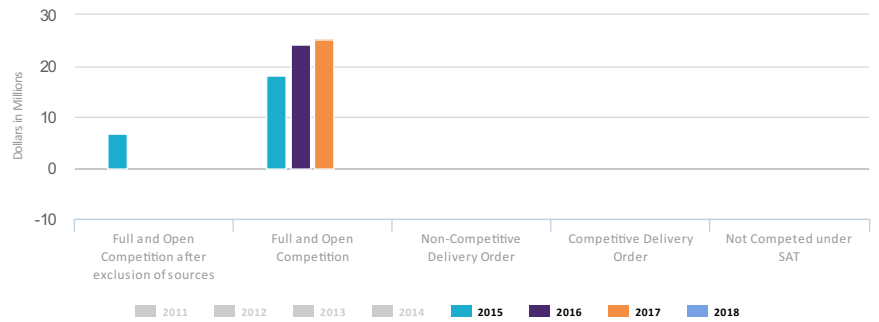
2011-2018



■ Full and Open Competition after exclusion of sources 
 ■ Full and Open Competition 
 ■ Non-Competitive Delivery Order 
 ■ Competitive Delivery Order 
 ■ Others



Federal Contract Actions by Extent



EXTENT COMPLETED	2018	2017	2016	2015	2014	2013	2012	2011
+ NDO - Non-Competitive Delivery Order	\$0	\$0	\$0	\$-568	\$0	\$-26,687	\$-263,508	\$54,770,735
+ None	\$0	\$0	\$0	\$0	\$-12	\$-44,948	\$285,987	\$287,271
+ B - Not Available for Competition	\$0	\$0	\$0	\$0	\$-31,328	\$0	\$1,714,776	\$1,199,870
+ F - Competed under SAT	\$0	\$0	\$0	\$0	\$0	\$785,161	\$0	\$0
+ CDO - Competitive Delivery Order	\$0	\$0	\$-69,136	\$-1,212	\$0	\$603,495	\$1,827,828	\$1,937,972
+ E - Follow On to Competed Action	\$0	\$0	\$0	\$0	\$0	\$0	\$0	\$0
+ C - Not Competed	\$0	\$0	\$0	\$0	\$58,273	\$0	\$0	\$18,647
+ D - Full and Open Competition after exclusion of sources	\$0	\$-69,535	\$-116,450	\$6,679,986	\$20,390,977	\$84,633,519	\$89,206,572	\$66,110,771
+ A - Full and Open Competition	\$0	\$25,181,843	\$24,255,303	\$18,114,486	\$15,444,572	\$26,114,885	\$13,010,990	\$14,949,065
+ G - Not Competed under SAT	\$0	\$0	\$0	\$0	\$3,330,825	\$0	\$0	\$0
<b>GRAND TOTAL:</b>	<b>\$0</b>	<b>\$25,112,308</b>	<b>\$24,069,717</b>	<b>\$24,792,692</b>	<b>\$39,193,307</b>	<b>\$112,065,426</b>	<b>\$105,782,645</b>	<b>\$139,274,330</b>

GSA SCHEDULE CONTRACTS

	GSA Numbers	Schedule Type	Contract Ending Date
<a href="#">details</a>	GS06F0334Z	BASTAR	May 31, 2011
<a href="#">details</a>	GS35F0401N	70	Mar 13, 2018
<a href="#">details</a>	GS06F0511Z	VETS	Feb 1, 2017
<a href="#">details</a>	GS10F0450R	00CORP	Aug 28, 2020
	GS06F0553Z		
<a href="#">details</a>	GS02F101BA	738 X	May 5, 2019
<a href="#">details</a>	CM130105CT0050	COMMITTS	Jan 20, 2016

IDV (IDIQ) Contract Vehicles

IDV CONTRACTS

	IDV CONTRACT NUMBERS	2018	2017	2016	2015	2014	2013	2012	2011
<a href="#">details</a>	GS06F0334Z	\$0	\$-25,520	\$-19,817	\$-384,729	\$1,219,260	\$47,442,110	\$49,034,204	\$80,204,808
<a href="#">details</a>	AG31MEC060008	\$0	\$0	\$0	\$0	\$-12	\$0	\$0	\$0
<a href="#">details</a>	AG3A94C050009	\$0	\$0	\$0	\$0	\$0	\$0	\$-334	\$0
<a href="#">details</a>	GS35F0401N	\$0	\$16,373,263	\$15,207,455	\$15,085,493	\$14,773,823	\$23,077,718	\$5,415,142	\$3,878,106
<a href="#">details</a>	GS10F0450R	\$0	\$0	\$-14,483	\$-23,462	\$604,564	\$136,150	\$82,567	\$80,047
<a href="#">details</a>	INR10PC80550	\$0	\$0	\$-110	\$68,171	\$66,185	\$0	\$126,635	\$1,219,178
<a href="#">details</a>	T17BPA004	\$0	\$3,384,063	\$0	\$0	\$0	\$0	\$0	\$0
<a href="#">details</a>	GS06F0511Z	\$0	\$-44,016	\$-99,449	\$5,623,435	\$6,413,605	\$23,029,149	\$25,745,851	\$29,208,914
<a href="#">details</a>	GS06F0553Z	\$0	\$0	\$0	\$1,439,500	\$12,780,717	\$14,120,981	\$14,448,995	\$11,854,574
<a href="#">details</a>	DTFR5305D00202	\$0	\$0	\$0	\$0	\$0	\$0	\$-2	\$0
<a href="#">details</a>	CFODT15BP0214	\$0	\$5,424,517	\$8,996,122	\$2,984,284	\$0	\$0	\$0	\$0
<a href="#">details</a>	N0014003D0247	\$0	\$0	\$0	\$0	\$0	\$-3,656	\$0	\$-59,929
<b>GRAND TOTAL:</b>		<b>\$0</b>	<b>\$25,112,308</b>	<b>\$24,069,717</b>	<b>\$24,792,692</b>	<b>\$35,858,142</b>	<b>\$107,802,452</b>	<b>\$94,853,059</b>	<b>\$126,385,698</b>

COMPARATIVE 9- YEAR SUB CONTRACTS REVENUE BY PRIME CONTRACTOR

	Sub Contracts Received from each reported Prime Contractor	2017	2016	2015	2014	2013	2012	2011	2010	2009
+	001381284 - GENERAL DYNAMICS CORPORATION	\$0	\$0	\$0	\$0	\$0	\$0	\$5,000,000	\$0	\$0
+	603214367 - DEFENSE ENGINEERING INC	\$0	\$0	\$0	\$6,009,303	\$4,116,985	\$0	\$0	\$0	\$0
+	834951691 - LOCKHEED MARTIN CORPORATION	\$0	\$0	\$0	\$207,222	\$0	\$0	\$0	\$0	\$0

GRAND TOTAL:	\$0	\$0	\$0	\$6,216,524	\$4,116,985	\$0	\$5,000,000	\$0	\$0
--------------	-----	-----	-----	-------------	-------------	-----	-------------	-----	-----

#### 🔗 SUB CONTRACT AWARDS BY AGENCY

AGENCY	2017	2016	2015	2014	2013	2012	2011	2010	2009
7001 - OFFICE OF PROCUREMENT OPERATIONS	\$0	\$0	\$0	\$207,222	\$0	\$0	\$5,000,000	\$0	\$0
2100 - DEPT OF THE ARMY	\$0	\$0	\$0	\$5,618,360	\$4,116,985	\$0	\$0	\$0	\$0
97AK - DEFENSE INFORMATION SYSTEMS AGENCY (DISA)	\$0	\$0	\$0	\$390,943	\$0	\$0	\$0	\$0	\$0
GRAND TOTAL:	\$0	\$0	\$0	\$6,216,524	\$4,116,985	\$0	\$5,000,000	\$0	\$0

#### 🔗 SUB CONTRACT AWARDS BY PLACE OF PERFORMANCE

PLACE OF PERFORMANCE	2017	2016	2015	2014	2013	2012	2011	2010	2009
VA - Virginia	\$0	\$0	\$0	\$6,009,303	\$4,116,985	\$0	\$5,000,000	\$0	\$0
MD - Maryland	\$0	\$0	\$0	\$207,222	\$0	\$0	\$0	\$0	\$0
GRAND TOTAL:	\$0	\$0	\$0	\$6,216,524	\$4,116,985	\$0	\$5,000,000	\$0	\$0

#### 🔗 SUB CONTRACT AWARDS BY AGENCY

FUNDING OFFICE	2017	2016	2015	2014	2013	2012	2011	2010	2009
SCSEC - DHS OFFICE OF THE SECRETARY	\$0	\$0	\$0	\$0	\$0	\$0	\$5,000,000	\$0	\$0
W90A9L - W06H USA INFORMATION TECH AGCY	\$0	\$0	\$0	\$6,009,303	\$4,116,985	\$0	\$0	\$0	\$0
SCUSM - DIRECTORATE FOR MANAGEMENT	\$0	\$0	\$0	\$207,222	\$0	\$0	\$0	\$0	\$0
GRAND TOTAL:	\$0	\$0	\$0	\$6,216,524	\$4,116,985	\$0	\$5,000,000	\$0	\$0

#### 🔗 SUB CONTRACT AWARDS BY NAICS

NAICS	2017	2016	2015	2014	2013	2012	2011	2010	2009
541512 - COMPUTER SYSTEMS DESIGN SERVICES	\$0	\$0	\$0	\$3,368,209	\$4,116,985	\$0	\$5,000,000	\$0	\$0
541513 - Computer Facilities Management Services	\$0	\$0	\$0	\$2,848,316	\$0	\$0	\$0	\$0	\$0
GRAND TOTAL:	\$0	\$0	\$0	\$6,216,524	\$4,116,985	\$0	\$5,000,000	\$0	\$0

Source: FEDMINE analysis of USASPENDING.GOV Data