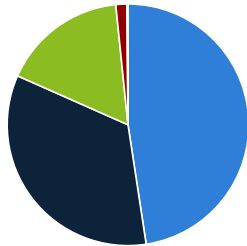


FEDERAL CONTRACT AWARDS BASED ON CONTRACT PRICING TYPE

FEDMINE.US Federal Agencies by Contract Pricing Type for company (2011-2018)

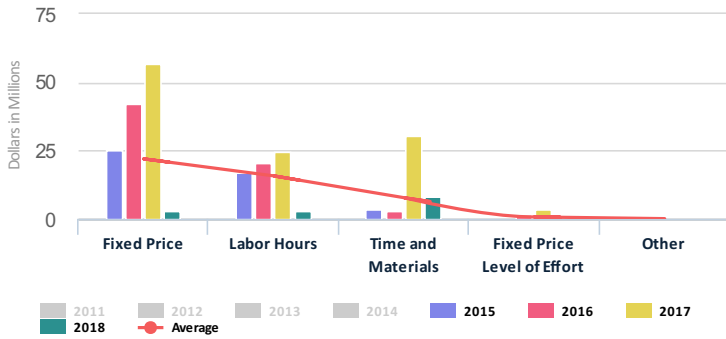


■ Fixed Price
 ■ Labor Hours
 ■ Time and Materials
 ■ Fixed Price Level of Effort
 ■ Other

fedmine.us

FEDMINE.US Contracts based on Contract Pricing Type for company - 133239397

Click columns to drill down to Agencies, categories to drill down to both



fedmine.us

Contract Pricing Type	2018	2017	2016	2015	2014	2013	2012	2011
Fixed Price	\$2,777,002	\$56,870,598	\$42,234,866	\$25,357,685	\$15,714,712	\$11,088,120	\$10,045,338	\$11,557,400

Agency	2018	2017	2016	2015	2014	2013	2012	2011
1200 - AGRICULTURE, DEPARTMENT OF	\$0	\$2,631,359	\$1,405,006	\$2,472,651	\$2,924,445	\$270,560	\$403,920	\$0
1600 - LABOR, DEPARTMENT OF	\$-45,120	\$1,497,796	\$100,000	\$0	\$0	\$0	\$0	\$0
1900 - STATE, DEPARTMENT OF	\$568,195	\$7,411,865	\$4,657,475	\$3,917,849	\$3,930,946	\$3,348,481	\$4,541,531	\$5,725,763
2100 - ARMY	\$0	\$1,496,329	\$377,902	\$0	\$0	\$0	\$0	\$0
3600 - VETERANS AFFAIRS	\$0	\$0	\$0	\$0	\$0	\$0	\$0	\$0
4700 - GENERAL SERVICES ADMINISTRATION	\$-50,030	\$4,205,489	\$46,662	\$1,511,572	\$0	\$0	\$0	\$0
5000 - Securities and Exchange Commission	\$0	\$0	\$251,731	\$463,603	\$456,749	\$456,749	\$0	\$0
5700 - AIR FORCE	\$0	\$7,796,453	\$12,097,355	\$6,716,554	\$0	\$0	\$0	\$0
5920 - National Endowment for the Arts	\$0	\$0	\$0	\$0	\$0	\$0	\$0	\$0
5940 - National Endowment for the Humanities	\$0	\$0	\$0	\$0	\$0	\$0	\$0	\$0
6900 - TRANSPORTATION	\$0	\$409,305	\$641,137	\$623,362	\$594,090	\$363,830	\$389,361	\$1,018,563

7000 - HOMELAND SECURITY	\$2,303,957	\$30,983,114	\$22,485,969	\$9,586,286	\$7,770,661	\$6,648,499	\$4,710,526	\$4,813,074
7500 - HEALTH AND HUMAN SERVICES	\$0	\$-18,399	\$0	\$65,808	\$37,821	\$0	\$0	\$0
8300 - Export-Import Bank of the U.S.	\$0	\$457,289	\$171,629	\$0	\$0	\$0	\$0	\$0
AGENCY TOTAL:	\$2,777,002	\$56,870,598	\$42,234,866	\$25,357,685	\$15,714,712	\$11,088,120	\$10,045,338	\$11,557,400

— Labor Hours	\$2,795,214	\$24,320,977	\$20,661,761	\$17,232,486	\$19,581,440	\$17,865,154	\$11,712,343	\$11,501,706
---------------	-------------	--------------	--------------	--------------	--------------	--------------	--------------	--------------

Agency	2018	2017	2016	2015	2014	2013	2012	2011
1500 - JUSTICE, DEPARTMENT OF	\$3,101,650	\$6,798,642	\$4,571,190	\$0	\$0	\$1,480,990	\$0	\$0
1600 - LABOR, DEPARTMENT OF	\$0	\$390,272	\$0	\$0	\$0	\$0	\$0	\$0
1900 - STATE, DEPARTMENT OF	\$341,875	\$8,538,745	\$15,201,121	\$16,412,172	\$18,509,021	\$13,868,337	\$11,437,361	\$10,843,228
5940 - National Endowment for the Humanities	\$0	\$0	\$0	\$0	\$0	\$0	\$0	\$12,500
6900 - TRANSPORTATION	\$0	\$-4	\$0	\$0	\$252,104	\$529,502	\$274,982	\$325,033
7000 - HOMELAND SECURITY	\$-648,311	\$8,462,283	\$889,450	\$820,314	\$820,314	\$1,986,325	\$0	\$320,944
8300 - Export-Import Bank of the U.S.	\$0	\$131,040	\$0	\$0	\$0	\$0	\$0	\$0
AGENCY TOTAL:	\$2,795,214	\$24,320,977	\$20,661,761	\$17,232,486	\$19,581,440	\$17,865,154	\$11,712,343	\$11,501,706

— Time and Materials	\$8,202,742	\$30,572,123	\$2,962,292	\$3,418,338	\$5,295,871	\$5,276,052	\$4,591,925	\$1,425,806
----------------------	-------------	--------------	-------------	-------------	-------------	-------------	-------------	-------------

Agency	2018	2017	2016	2015	2014	2013	2012	2011
1900 - STATE, DEPARTMENT OF	\$1,234,383	\$25,716,787	\$2,914,379	\$3,360,614	\$4,976,049	\$4,684,159	\$3,639,199	\$1,425,806
4700 - GENERAL SERVICES ADMINISTRATION	\$643,866	\$580,117	\$0	\$0	\$0	\$0	\$0	\$0
6900 - TRANSPORTATION	\$0	\$0	\$69,244	\$57,723	\$58,822	\$71,255	\$165,727	\$0
7000 - HOMELAND SECURITY	\$3,215,761	\$1,675,505	\$0	\$0	\$0	\$0	\$0	\$0
7200 - AGENCY FOR INTERNATIONAL DEVELOPMENT	\$3,108,732	\$2,599,714	\$0	\$0	\$0	\$0	\$0	\$0
8900 - ENERGY, DEPARTMENT OF	\$0	\$0	\$-21,331	\$0	\$261,000	\$520,638	\$787,000	\$0
AGENCY TOTAL:	\$8,202,742	\$30,572,123	\$2,962,292	\$3,418,338	\$5,295,871	\$5,276,052	\$4,591,925	\$1,425,806

— Order Dependent	\$0	\$0	\$0	\$0	\$0	\$0	\$0	\$0
-------------------	-----	-----	-----	-----	-----	-----	-----	-----


Agency	2018	2017	2016	2015	2014	2013	2012	2011
2100 - ARMY	\$0	\$0	\$0	\$0	\$0	\$0	\$0	\$0
7000 - HOMELAND SECURITY	\$0	\$0	\$0	\$0	\$0	\$0	\$0	\$0
8900 - ENERGY, DEPARTMENT OF	\$0	\$0	\$0	\$0	\$0	\$0	\$0	\$0
AGENCY TOTAL:	\$0	\$0	\$0	\$0	\$0	\$0	\$0	\$0

— Fixed Price Level of Effort	\$0	\$3,790,581	\$1,662,248	\$0	\$0	\$0	\$0	\$0
-------------------------------	-----	-------------	-------------	-----	-----	-----	-----	-----

Agency	2018	2017	2016	2015	2014	2013	2012	2011
5700 - AIR FORCE	\$0	\$3,790,581	\$1,662,248	\$0	\$0	\$0	\$0	\$0
AGENCY TOTAL:	\$0	\$3,790,581	\$1,662,248	\$0	\$0	\$0	\$0	\$0

Other	\$0	\$0	\$0	\$0	\$0	\$0	\$262,560	\$254,918
-------	-----	-----	-----	-----	-----	-----	-----------	-----------

Agency	2018	2017	2016	2015	2014	2013	2012	2011
6900 - TRANSPORTATION	\$0	\$0	\$0	\$0	\$0	\$0	\$262,560	\$254,918
7500 - HEALTH AND HUMAN SERVICES	\$0	\$0	\$0	\$0	\$0	\$0	\$0	\$0
AGENCY TOTAL:	\$0	\$0	\$0	\$0	\$0	\$0	\$262,560	\$254,918

Source:  FEDMINE analysis of Federal Procurement Data system - Next Generation Data (FPDS-NG)

Copyright © 2018 FEDMINE™