

FBO Comparison By Agency

Pre-Solicitations

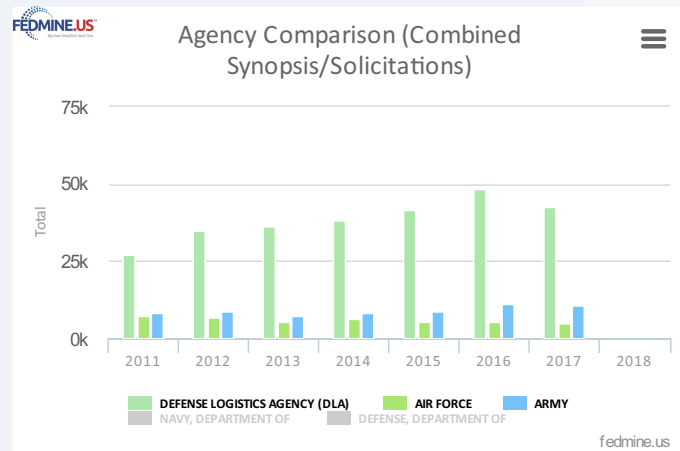
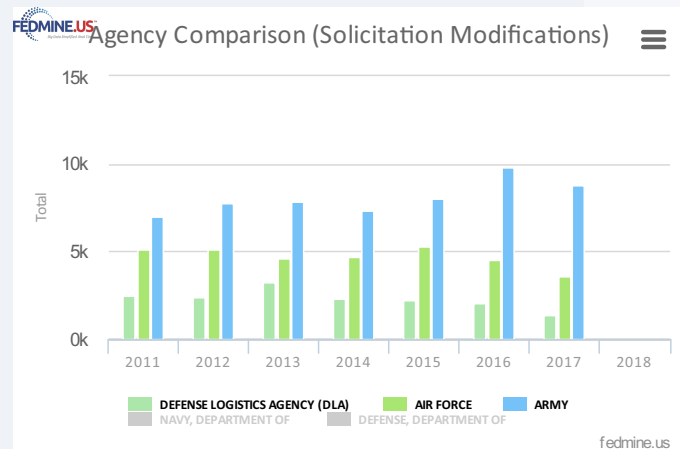
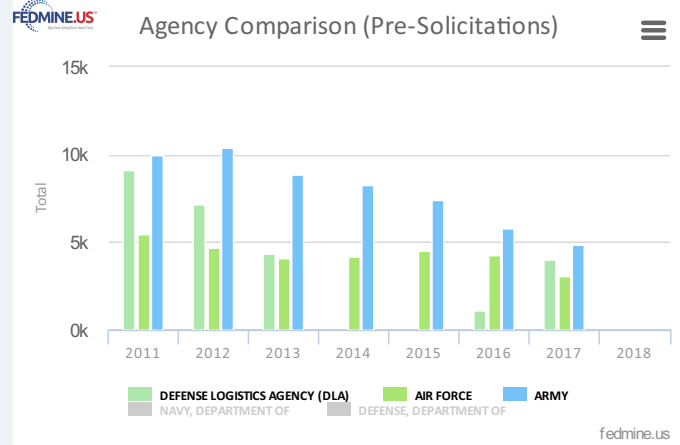
Agency	2011	2012	2013	2014	2015	2016	2017	2018
DEFENSE LOGISTICS AGENCY (DLA)	9,079	7,185	4,318	2	34	1,093	3,987	0
AIR FORCE	5,460	4,720	4,124	4,205	4,531	4,255	3,046	0
ARMY	9,934	10,423	8,833	8,251	7,431	5,757	4,844	0
NAVY, DEPARTMENT OF	9,405	9,954	10,272	12,060	12,516	9,413	12,011	0
DEFENSE, DEPARTMENT OF	731	611	4,077	6,475	5,770	4,635	346	0

Solicitation Modifications

Agency	2011	2012	2013	2014	2015	2016	2017	2018
DEFENSE LOGISTICS AGENCY (DLA)	2,444	2,398	3,219	2,337	2,228	2,081	1,325	0
AIR FORCE	5,087	5,087	4,607	4,709	5,254	4,482	3,594	0
ARMY	6,948	7,720	7,857	7,331	8,007	9,760	8,801	0
NAVY, DEPARTMENT OF	2,747	2,806	3,434	4,632	5,107	4,920	4,358	0
DEFENSE, DEPARTMENT OF	812	881	807	851	1,056	934	732	0

Combined Synopsis/Solicitations

Agency	2011	2012	2013	2014	2015	2016	2017	2018
DEFENSE LOGISTICS AGENCY (DLA)	27,208	34,657	36,415	38,453	41,464	48,304	42,639	0
AIR FORCE	7,064	6,764	5,441	6,140	5,366	5,350	4,851	0
ARMY	8,218	8,683	7,188	8,416	8,706	10,967	10,620	0
NAVY, DEPARTMENT OF	6,570	7,601	7,646	7,805	7,908	8,179	7,055	0
DEFENSE, DEPARTMENT OF	1,454	1,427	1,716	1,925	1,768	1,754	1,275	0



Combined Synopsis/Solicitation Modifications

Agency	2011	2012	2013	2014	2015	2016	2017	2018
DEFENSE LOGISTICS AGENCY (DLA)	0	1	432	698	886	1,113	979	0
AIR FORCE	4,534	4,671	3,863	4,582	4,005	3,845	3,573	0
ARMY	7,669	8,087	7,445	9,290	8,381	8,310	8,857	0
NAVY, DEPARTMENT OF	1,588	2,776	3,960	4,379	4,559	4,442	3,693	0
DEFENSE, DEPARTMENT OF	1,473	1,144	1,291	1,496	1,551	1,337	882	0

Award Notices

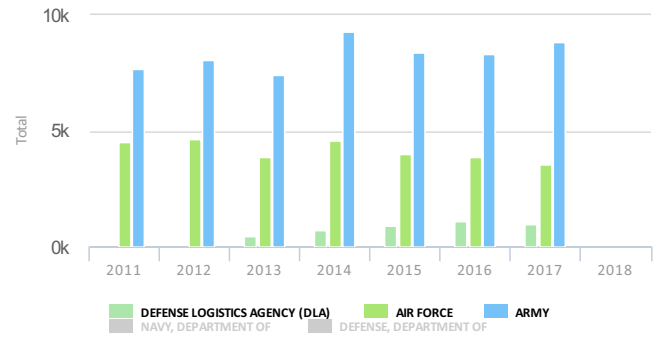
Agency	2011	2012	2013	2014	2015	2016	2017	2018
DEFENSE LOGISTICS AGENCY (DLA)	21,025	20,448	20,291	39,950	36,845	37,976	29,603	0
AIR FORCE	6,614	5,866	4,967	4,873	4,879	4,685	3,698	0
ARMY	10,726	10,584	8,691	9,971	9,812	10,090	9,875	0
NAVY, DEPARTMENT OF	8,593	9,658	7,421	10,394	8,711	7,087	7,488	0
DEFENSE, DEPARTMENT OF	570	736	1,529	1,843	1,595	1,474	1,009	0

Special Notices

Agency	2011	2012	2013	2014	2015	2016	2017	2018
DEFENSE LOGISTICS AGENCY (DLA)	140	270	217	223	198	191	168	0
AIR FORCE	1,188	1,568	1,367	1,596	1,554	1,511	1,301	0
ARMY	3,508	3,394	2,792	3,090	3,001	2,699	2,187	0
NAVY, DEPARTMENT OF	1,283	1,341	1,298	1,488	1,730	2,268	1,613	0
DEFENSE, DEPARTMENT OF	316	457	467	527	566	498	325	0



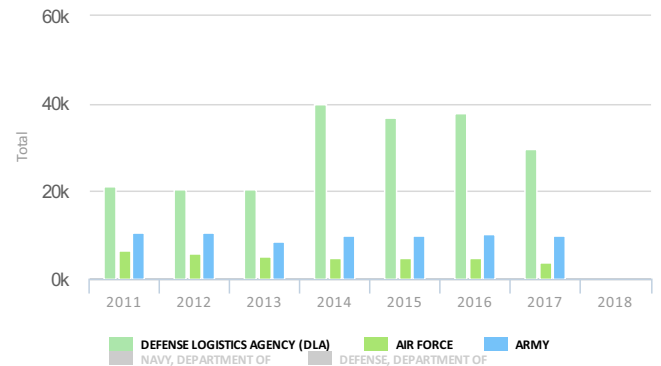
Agency Comparison (Combined Synopsis/Solicitation Modifications)



fedmine.us



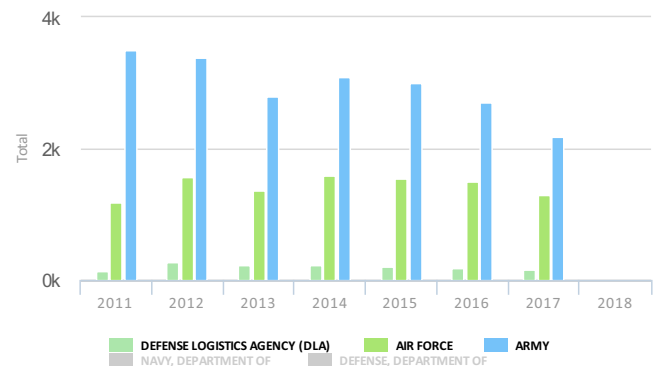
Agency Comparison (Award Notices)



fedmine.us



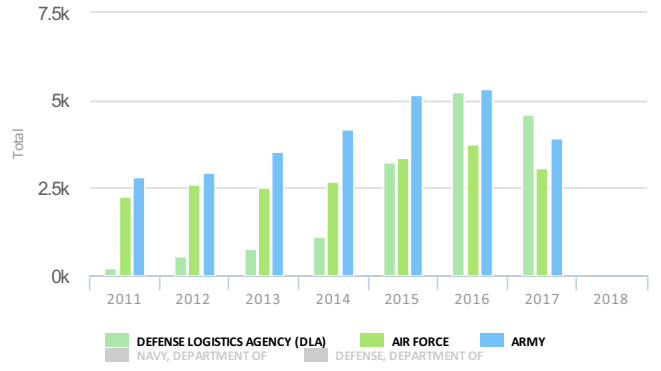
Agency Comparison (Special Notices)



fedmine.us

Sources Sought Notices

Agency	2011	2012	2013	2014	2015	2016	2017	2018
DEFENSE LOGISTICS AGENCY (DLA)	207	574	786	1,109	3,253	5,248	4,591	0
AIR FORCE	2,278	2,613	2,508	2,677	3,370	3,747	3,079	0
ARMY	2,821	2,949	3,532	4,180	5,144	5,329	3,927	0
NAVY, DEPARTMENT OF	1,215	1,313	1,256	1,395	3,795	4,853	3,944	0
DEFENSE, DEPARTMENT OF	344	341	380	403	480	534	425	0



fedmine.us

Source: Federal Business Opportunities (FBO)