

FBO Comparison By Agency

Pre-Solicitations

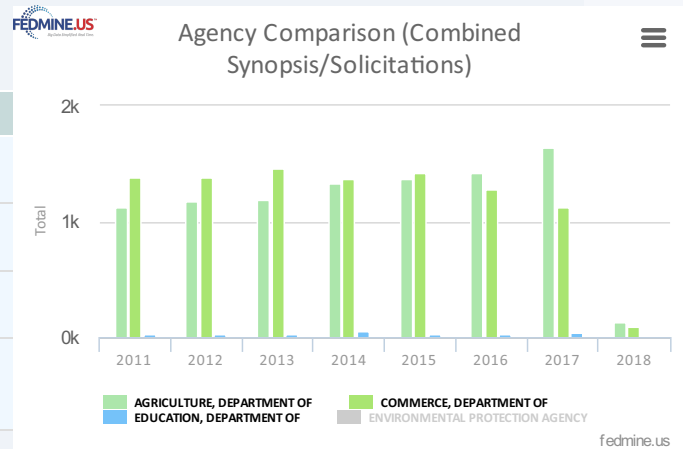
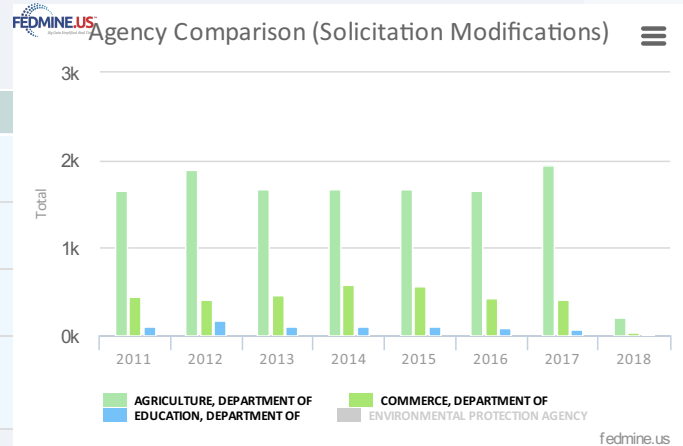
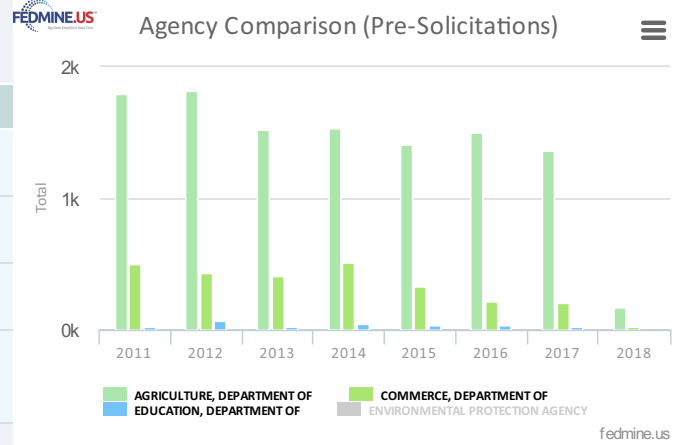
Agency	2011	2012	2013	2014	2015	2016	2017	2018
AGRICULTURE, DEPARTMENT OF	1,791	1,819	1,518	1,534	1,414	1,501	1,365	169
COMMERCE, DEPARTMENT OF	500	430	409	513	329	220	204	23
EDUCATION, DEPARTMENT OF	27	63	25	48	36	29	23	3
ENVIRONMENTAL PROTECTION AGENCY	259	216	209	293	266	270	163	17

Solicitation Modifications

Agency	2011	2012	2013	2014	2015	2016	2017	2018
AGRICULTURE, DEPARTMENT OF	1,645	1,897	1,676	1,669	1,665	1,646	1,946	209
COMMERCE, DEPARTMENT OF	436	411	462	588	554	422	402	41
EDUCATION, DEPARTMENT OF	94	171	109	99	108	92	70	13
ENVIRONMENTAL PROTECTION AGENCY	214	235	231	305	404	361	213	13

Combined Synopsis/Solicitations

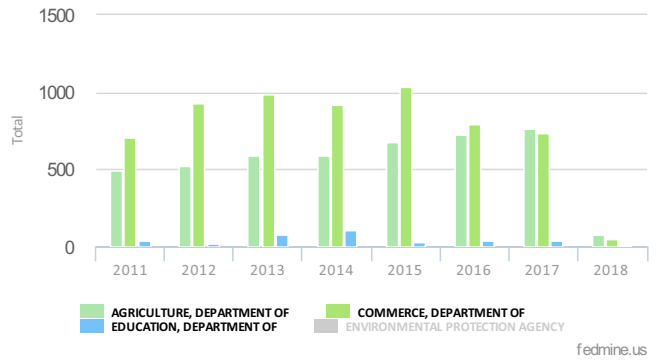
Agency	2011	2012	2013	2014	2015	2016	2017	2018
AGRICULTURE, DEPARTMENT OF	1,120	1,180	1,181	1,328	1,369	1,413	1,634	135
COMMERCE, DEPARTMENT OF	1,380	1,381	1,461	1,372	1,415	1,271	1,124	95
EDUCATION, DEPARTMENT OF	22	23	27	53	26	32	40	4
ENVIRONMENTAL PROTECTION AGENCY	203	193	123	105	135	116	85	10



Combined Synopsis/Solicitation Modifications

Agency	2011	2012	2013	2014	2015	2016	2017	2018
AGRICULTURE, DEPARTMENT OF	496	523	588	593	681	729	765	75
COMMERCE, DEPARTMENT OF	705	926	988	923	1,032	798	737	52
EDUCATION, DEPARTMENT OF	40	21	75	106	29	35	36	5
ENVIRONMENTAL PROTECTION AGENCY	160	193	89	103	106	79	69	6

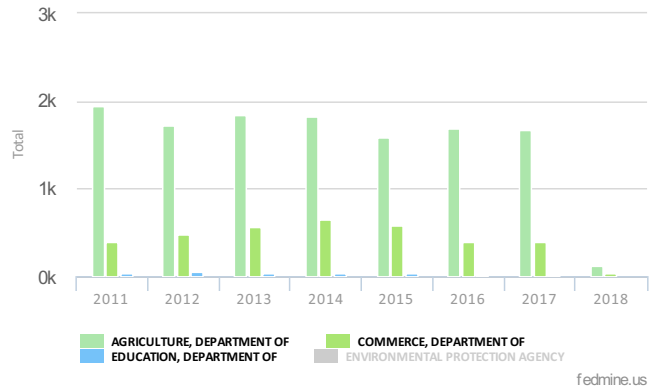
Agency Comparison (Combined Synopsis/Solicitation Modifications)



Award Notices

Agency	2011	2012	2013	2014	2015	2016	2017	2018
AGRICULTURE, DEPARTMENT OF	1,939	1,727	1,848	1,830	1,580	1,690	1,673	127
COMMERCE, DEPARTMENT OF	392	474	570	641	582	396	398	32
EDUCATION, DEPARTMENT OF	31	57	37	31	29	20	19	3
ENVIRONMENTAL PROTECTION AGENCY	114	136	84	106	125	141	225	10

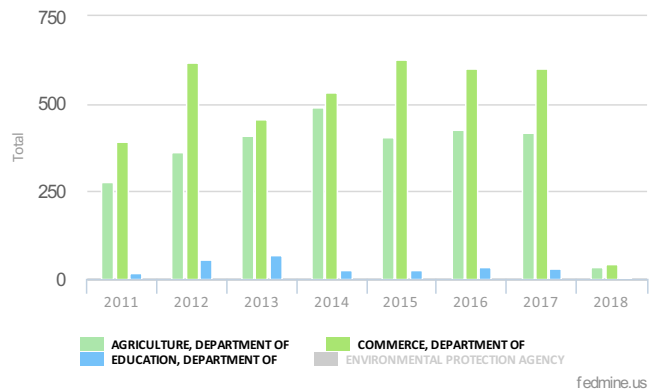
Agency Comparison (Award Notices)



Special Notices

Agency	2011	2012	2013	2014	2015	2016	2017	2018
AGRICULTURE, DEPARTMENT OF	277	363	409	490	406	428	419	35
COMMERCE, DEPARTMENT OF	394	618	455	532	626	599	601	44
EDUCATION, DEPARTMENT OF	19	55	68	27	25	34	29	3
ENVIRONMENTAL PROTECTION AGENCY	209	189	147	128	119	112	92	15

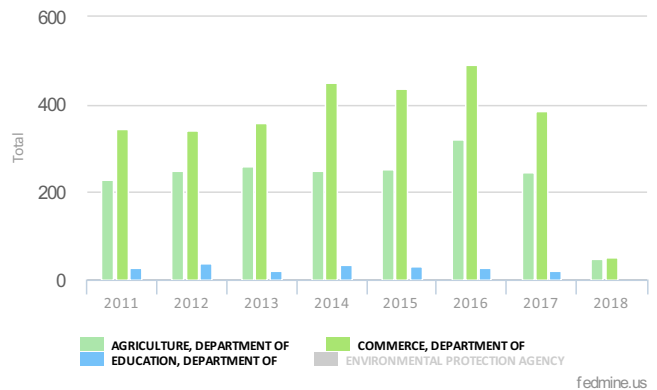
Agency Comparison (Special Notices)



Sources Sought Notices

Agency	2011	2012	2013	2014	2015	2016	2017	2018
AGRICULTURE, DEPARTMENT OF	227	249	258	248	253	321	247	48
COMMERCE, DEPARTMENT OF	344	342	359	449	435	490	384	50
EDUCATION, DEPARTMENT OF	28	37	21	34	29	28	20	1
ENVIRONMENTAL PROTECTION AGENCY	79	77	63	47	51	42	38	5

Agency Comparison (Sources Sought Notices)



Source: Federal Business Opportunities (FBO)

