© FEDMINE™ All Rights Reserved

FEDMINE.US™
Big Data Simplified. Real Time.

FEDERAL AGENCY PROFILES - TOP LEVEL MARKET VIEW

HOMELAND SECURITY Agency Code: 7000

Total Expenditures: $5,158,315,731

Year: 2018

Contact Details

Address:	Washington, DC 20528
Phone:	202-282-8000
Web Address:	http://www.dhs.gov

Agency Top Level Contacts

Name	Title
John F. Kelly	Secretary of Homeland Security
Elaine C. Duke	Deputy Secretary
Kirstken Nielsen	Chief of Staff
Scott Krause	Executive Secretary
Joseph B. Maher (Acting)	General Counsel
Chip Fulghum (Acting)	Under Secretary, Management
David Hess (Acting)	Under Secretary, National Protection and Programs Directorate
Robert Griffin (Acting)	Under Secretary, Science and Technology
Patricia F.S. Cogswell (Acting)	Under Secretary, Intelligence and Analysis
(vacancy)	Under Secretary for Strategy, Policy, and Plans
John Barsa (Acting)	Assistant Secretary, Partnership and Engagement
James McCament, Acting	Director, U.S. Citizenship and Immigration Services
Adm. Paul F. Zukunft	Commandant, United States Coast Guard
Kevin McAleenan (Acting)	Commissioner, U.S. Customs and Border Protection
Thomas D. Homan (Acting)	Director, U.S. Immigration and Customs Enforcement
Robert J. Fenton (Acting)	Administrator, Federal Emergency Management Agency
Randolph D. Alles	Director, United States Secret Service
Huban A. Gowadia (Acting)	Administrator, Transportation Security Administration
Julie Kirchner	Ombudsman, Citizenship and Immigration Services
Veronica Venture (Acting)	Officer, Civil Rights and Civil Liberties
L. Wayne Brasure,	Director, Domestic Nuclear Detection Office

Agency Mission Statement

The Department of Homeland Security prevents terrorism and enhances security, secures and manages the Nation's borders, enforces and administers its immigration laws, safeguards and secures cyberspace, and ensures resilience to disasters.

Agency CIO Contact Details

Dr. John Zangardi profile

Chief Information Officer
301 7th Street
Washington,DC 20528
osd.pentagon.dod-cio.mbx.front-office@mail.mil
Office Phone:703-614-7323

Agency CFO Contact Details

Ms. Stacy Marcott

ACTING CHIEF FINANCIAL OFFICER

Copyright FEDMINE LLC, All Rights Reserved

Acting	
Connie L. Patrick	Director, Federal Law Enforcement Training Centers
Larry D. Fluty (Acting)	Assistant Secretary, Health Affairs / Chief Medical Officer
John Roth	Inspector General
Benjamin Cassidy	Assistant Secretary, Legislative Affairs
Richard Chávez	Director, Operations Coordination
Jonathan Cantor (Acting)	Chief Privacy Officer
Jonathan R. Hoffmann	Assistant Secretary, Public Affairs
Stacy Marcott (Acting)	Chief Financial Officer

Top 10 Bureaus

FY 2018 ...year to date

Code	Bureau Name	Spending YTD	%
7022	Federal Emergency Management Agency	$2,021,971,079	39.20%
7001	Office of the Secretary, Department of Homeland Security	$918,827,272	17.81%
7008	United States Coast Guard	$648,488,836	12.57%
7012	Bureau of Immigration and Customs Enforcement	$472,610,695	9.16%
7014	Bureau of Customs and Border Protection Service	$377,624,552	7.32%
7003	Bureau of Citizenship and Immigration	$318,926,888	6.18%
7013	Transportation Security Administration	$294,631,508	5.71%
7015	Federal Law Enforcement Training Center (FLETC)	$67,918,432	1.32%
7009	U.S. Secret Service	$35,735,006	0.69%
7004	Office of the Inspector General	$1,578,163	0.03%

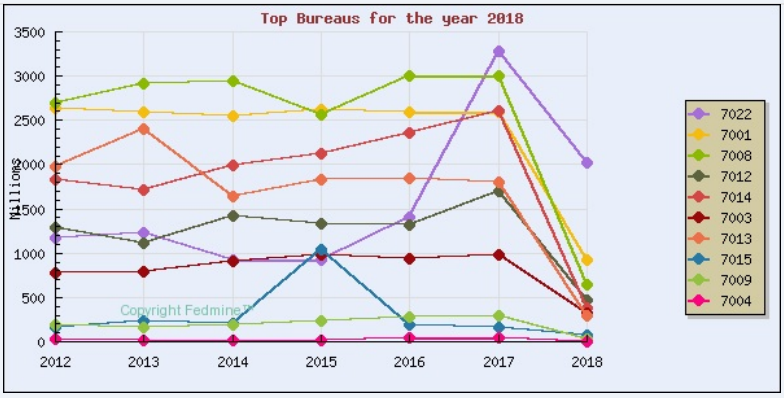

Top 10 Prime Contractors

FY 2018 ...year to date

Fedmine ID	Prime Contractor Name	Spending YTD	%
F340419142	CSC GOVERNMENT SOLUTIONS LLC	$232,107,470	4.50%
F199403067	SECURITAS AB	$200,539,352	3.89%
F340305158	TRIBUTE CONTRACTING LLC	$155,982,000	3.02%
F560579690	DISASTER SOLUTIONS ALLIANCE, LLC	$135,768,625	2.63%
F364500354	PARSONS BRINCKERHOFF INC	$130,730,864	2.53%
F345896829	VANGUARD EMERGENCY MANAGEMENT HOUSING INSPECTION SERVICES	$123,693,211	2.40%
F560153256	CH2M HILL - CDM PA-TAC RECOVERY SERVICES	$91,389,600	1.77%
F059329197	(Parent of ACCENTURE LLP)	$84,203,883	1.63%
F398217129	CARNIVAL CORPORATION	$74,719,418	1.45%
F826438789	WACKENHUT CORRECTIONS CORPORAT	$74,161,748	1.44%

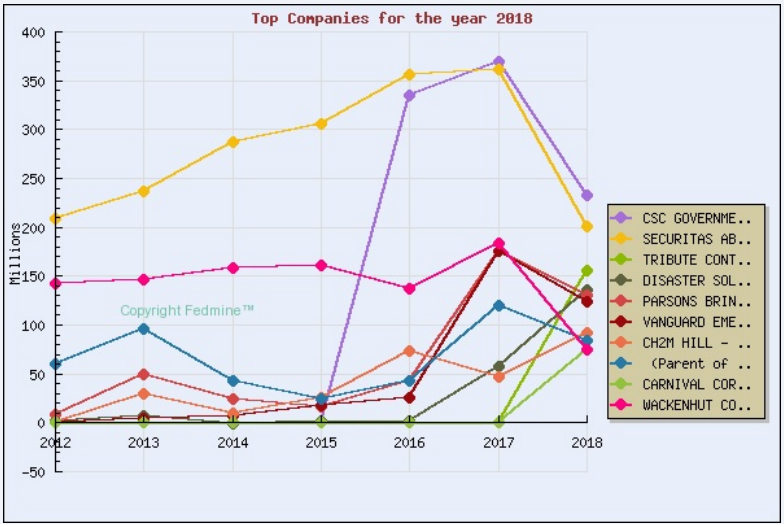

Copyright FEDMINE LLC, All Rights Reserved

Top 10 Small Business Prime Contractors by Socio Economic Status

FY 2018 ...year to date

Fedmine ID	Prime Contractor Name	Spending YTD	%
F345431458	PISTOL POINT, LLC	$60,078,848	1.16%
F236401783	CSI AVIATION, INC.	$48,116,936	0.93%
F317136704	MACRO COMPANIES, INC.	$38,120,371	0.74%
F353597680	MASTER GROUP USA LLC	$30,751,500	0.60%
F085329543	ORYZA GROUP, L.L.C., THE	$29,972,841	0.58%
F318265275	DEARYBURY OIL & GAS, INC.	$27,743,500	0.54%
F516509359	AKIMA GLOBAL SERVICES, LLC	$27,597,144	0.54%
F388701078	CENTRAL RESEARCH INC	$26,153,981	0.51%
F077169628	LA CASA DEL CAMIONERO INC	$24,720,000	0.48%
F217425059	BRILLIENT CORPORATION	$22,911,237	0.44%

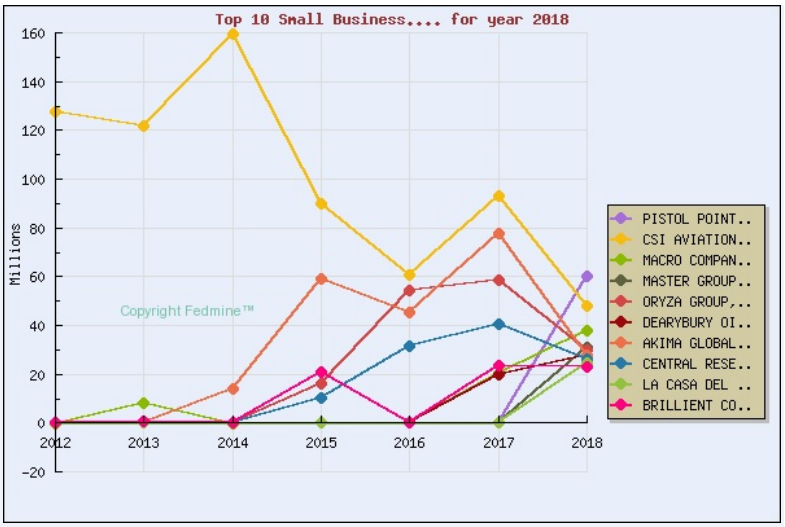

Top 10 Contracting Offices

FY 2018 ...year to date

Office Id	Address	Spending YTD	%
70FH10	**FEMA**, HDQTRS OCPO OPS MGMNT BRANCH, 500 C STREET SW 3RD FLR, WASHINGTON , DC , 20472, USA	$701,786,499	13.60%
70FB70	**INCIDENT SUPPORT SECTION(ISS70)**, 500 C STREET SW 3RD FLOOR, WASHINGTON DC 20472, WASHINGTON , DC , 20472, USA	$644,126,251	12.49%
70CDCR	**DETENTION COMPLIANCE AND REMOVALS**, 801 I ST NW, RM 900, WASHINGTON DC 20536, WASHINGTON , DC , 20536, USA	$353,813,199	6.86%
70SBUR	**USCIS CONTRACTING OFFICE(ERBUR)**, 70 KIMBALL AVENUE, SOUTH BURLINGTON VT 05403, SOUTH BURLINGTON , VT , 5403, USA	$318,877,321	6.18%
70RFP2	**FPS EAST CCG DIV 2 ACQ DIV**, 701 MARKET STREET, SUITE 3200, PHILADELPHIA PA 19106, PHILADELPHIA , PA , 19106, USA	$188,276,884	3.65%
70FA40	**SUPPORT SERVICES SECTION(SS40)**, 500 C STREET SW 3RD FLOOR, WASHINGTON DC 20472, WASHINGTON , DC , 20472, USA	$185,455,942	3.60%
70RFP1	**FPS EAST CCG DIV 1 ACQ DIV**, 701 MARKET STREET, SUITE 3200, PHILADELPHIA PA 19106, PHILADELPHIA , PA , 19106, USA	$176,344,095	3.42%
70Z084	**SILC BSS(00084)**, 300 EAST MAIN STREET, NORFOLK VA 23510, NORFOLK , VA , 23510, USA	$155,945,267	3.02%
70Z023	**HQ CONTRACT OPERATIONS (CG-912)(000**, WASHINGTON DC 20593, WASHINGTON DC 20593, WASHINGTON , DC , 20593, USA	$139,393,511	2.70%
70B02C	**AIR AND MARINE CTR DIV**, 1300 PENNSYLVANIA AVE NW, WASHINGTON DC 20229, WASHINGTON , DC , 20229, USA	$129,718,952	2.51%

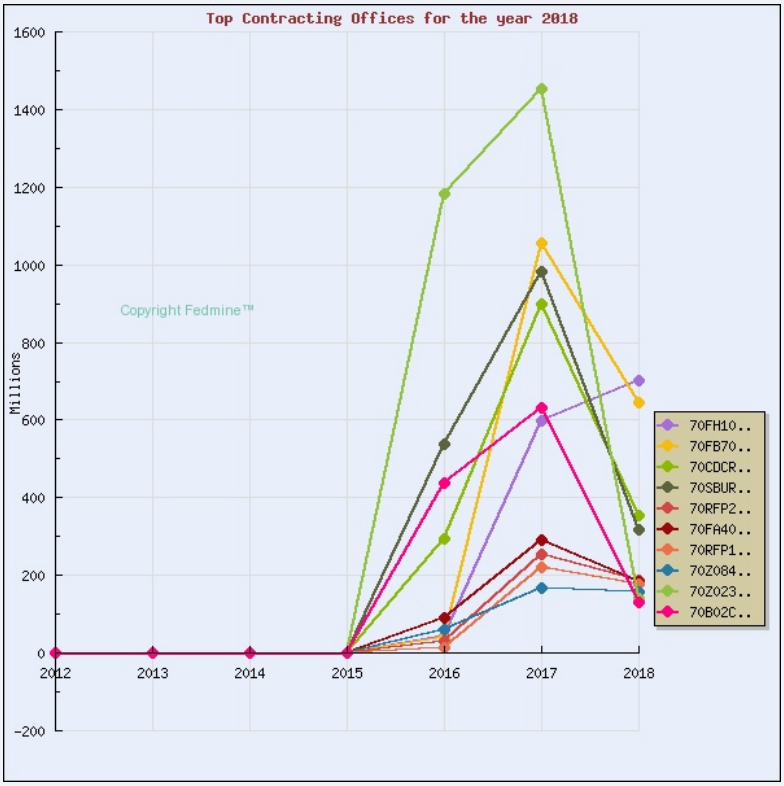

Copyright FEDMINE LLC, All Rights Reserved

Top 10 Contract Spending by GWAC

FY 2018 ...year to date

GWAC	2018	2017	2016
Eagle II SMB	$56,057,648	$349,366,104	$307,113,163
Eagle II unrestricted	$55,381,893	$262,284,312	$384,586,063
OASIS SB POOL 1	$34,110,429	$182,517,758	$81,942,403
ALLIANT	$32,187,866	$152,543,341	$235,034,805
TABSS	$20,486,969	$157,040,134	$232,878,668
OASIS Unrestricted POOL 1	$19,015,614	$73,697,264	$20,031,258
OASIS SB POOL 3	$13,167,443	$17,603,087	$6,610,335
OASIS Unrestricted POOL 2	$6,775,665	$13,978,624	$3,355,337
8(a) STARS II	$4,728,437	$58,438,144	$56,466,041
OASIS Unrestricted POOL 4	$3,696,594	$183,075	$0

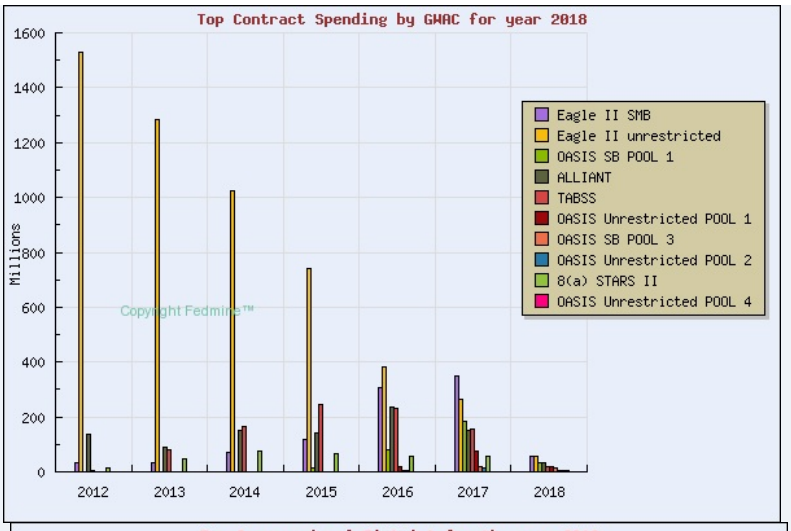

Top 10 Congressional Districts

FY 2018 ...year to date

District	Congressman	State	Spending YTD	%
Virginia 11	Rep. Gerald Connolly	VA-Virginia	$1,078,957,019	20.92%
Virginia 8	Rep. Donald Beyer	VA-Virginia	$434,889,076	8.43%
Virginia 10	Rep. Barbara Comstock	VA-Virginia	$372,034,757	7.21%
Maryland 6	Rep. John Delaney	MD-Maryland	$211,183,600	4.09%
Georgia 5	Rep. John Lewis	GA-Georgia	$165,134,430	3.20%
Florida 22	Rep. Lois Frankel	FL-Florida	$134,396,226	2.61%
New Jersey Multiple Congressional Districts	N/A	NJ-New Jersey	$124,030,337	2.40%
Tennessee 5	Rep. Jim Cooper	TN-Tennessee	$94,344,391	1.83%
Maryland 8	Rep. Chris Van Hollen Jr.	MD-Maryland	$93,405,832	1.81%
South Carolina 4	Rep. Trey Gowdy	SC-South Carolina	$88,458,192	1.71%

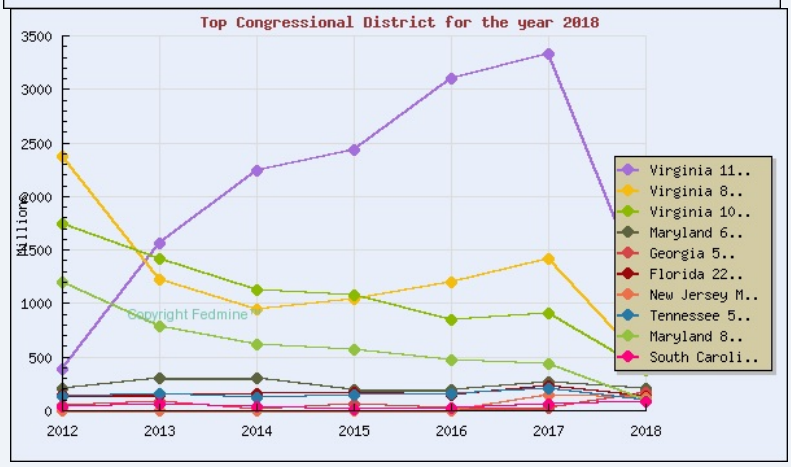

Top 10 Competition Categories

FY 2018 ...year to date

Code	Description	Spending YTD	%
A	Full and Open Competition	$3,356,511,291	65.07%
D	Full and Open Competition after exclusion of sources	$744,883,824	14.44%
C	Not Competed	$743,150,293	14.41%
F	Competed under SAT	$204,475,494	3.96%
B	Not Available for Competition	$57,048,381	1.11%
G	Not Competed under SAT	$48,989,220	0.95%
E	Follow On to Competed Action	$11,393,983	0.22%
NDO	Non-Competitive Delivery Order	$2,753,236	0.05%
H		$1,794,649	0.03%
CDO	Competitive Delivery Order	$-12,737,749	0%

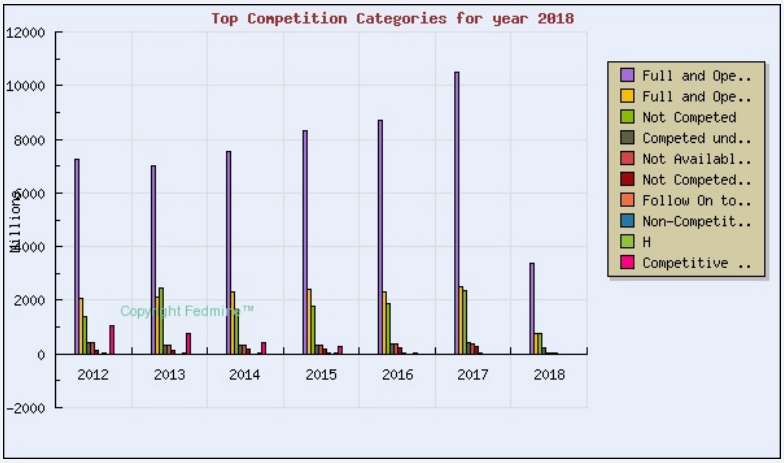

Copyright FEDMINE LLC, All Rights Reserved

Top 10 Industry Codes

FY 2018 ...year to date

NAICS Codes	Description	Spending YTD	%
561612	Security Guards and Patrol Services	$857,366,229	16.62%
541330	Engineering Services	$470,769,776	9.13%
561210	Facilities Support Services	$406,829,415	7.89%
541350	Building Inspection Services	$254,411,527	4.93%
519190	All Other Information Services	$210,454,575	4.08%
541512	Computer Systems Design Services	$187,895,325	3.64%
541611	Administrative Management and General Management Consulting Services	$134,398,031	2.61%
518210	Data Processing, Hosting, and Related Services	$116,695,812	2.26%
488330	Navigational Services to Shipping	$108,652,489	2.11%
562910	Remediation Services	$108,098,445	2.10%

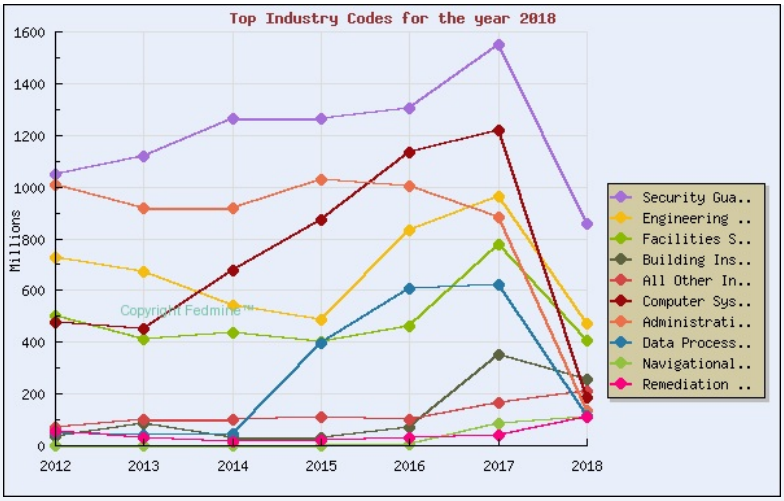

Top 10 Categories

FY 2018 ...year to date

Description	Spending YTD	%
Professional Services	$1,109,469,557	21.51%
Security and Protection	$1,030,353,486	19.97%
Facilities & Construction	$706,020,778	13.69%
IT	$604,928,419	11.73%
Equipment Related Services	$400,411,829	7.76%
Clothing, Textiles & Subsistence S&E	$256,987,697	4.98%
Sustainment S&E	$229,114,190	4.44%
Transportation and Logistics Services	$197,858,108	3.84%
Travel & Lodging	$188,861,792	3.66%
Industrial Products & Services	$107,607,495	2.09%

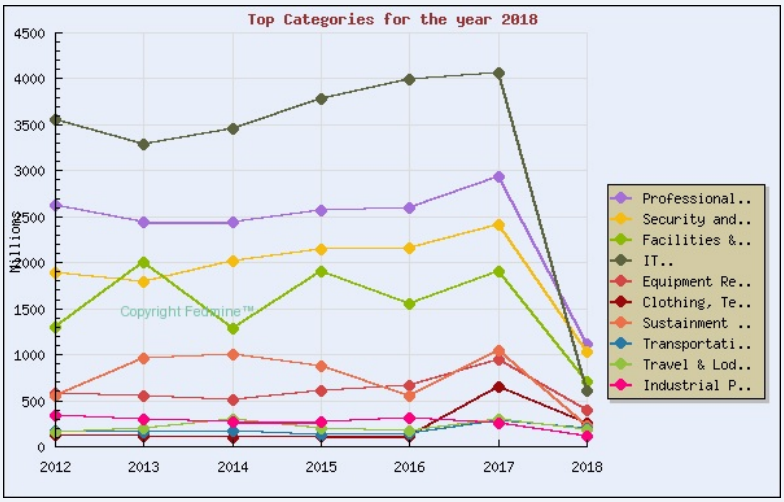

Top 10 Product Codes

FY 2018 ...year to date

PSC Codes	Description	Spending YTD	%
S206	HOUSEKEEPING- GUARD	$987,789,622	19.15%
C219	ARCHITECT AND ENGINEERING- GENERAL: OTHER	$326,103,925	6.32%
R499	OTHER PROFESSIONAL SERVICES	$285,103,932	5.53%
H399	INSPECTION- MISCELLANEOUS	$254,508,995	4.93%
D399	OTHER ADP & TELECOMMUNICATIONS SVCS	$202,834,655	3.93%
R702	DATA COLLECTION SERVICES	$189,685,042	3.68%
R699	OTHER ADMINISTRATIVE SUPPORT SVCS	$166,783,392	3.23%
R408	SUPPORT- PROFESSIONAL: PROGRAM MANAGEMENT/SUPPORT	$149,288,982	2.89%
F112	OIL SPILL RESPONSE	$109,073,110	2.11%
1910	TRANSPORT VESSELS-PASSENGER & TROOP	$96,071,396	1.86%

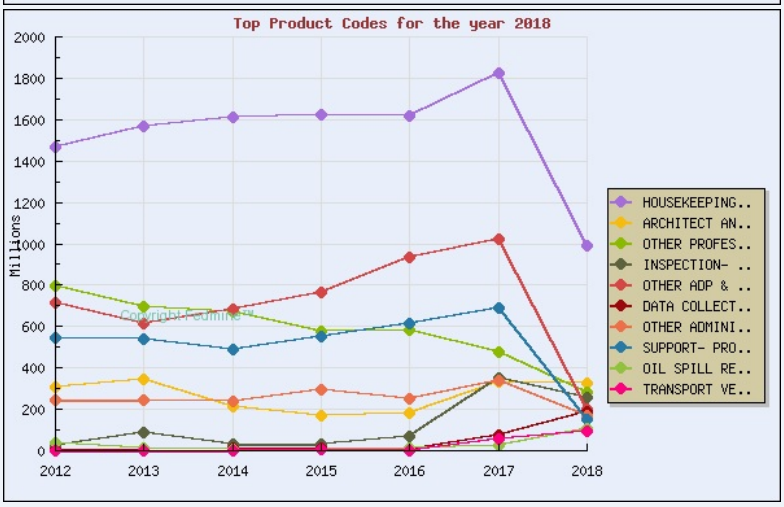

Copyright FEDMINE LLC, All Rights Reserved

Top 10 IDV Contract Vehicles

FY 2018 ...year to date

IDV Number	Prime Contractor Name	Spending YTD	%
GS00V08PDD0066	CSRA LLC	$138,881,040	2.69 %
HSFE7017D0004	DISASTER SOLUTIONS ALLIANCE, LLC	$135,768,623	2.63 %
HSFE8013D0070	WSP USA SERVICES INC.	$130,730,864	2.53 %
HSFE8013D0074	VANGUARD EMERGENCY MANAGEMENT HOUSING INSPECTION SERVICES	$123,693,208	2.40 %
HSFEHQ12D0881	CH2M HILL - CDM PA-TAC RECOVERY SERVICES	$91,349,621	1.77 %
HSHQDC16D00001	CSRA LLC	$90,576,139	1.76 %
HSFEHQ12D0879	AECOM RECOVERY	$73,155,058	1.42 %
HSFE7017D0014	AMERICAN MEDICAL RESPONSE, INC.	$60,651,821	1.18 %
HSFEHQ12D0880	FLUOR ENTERPRISES, INC	$60,257,816	1.17 %
HSFE7017D0001	APTIM FEDERAL SERVICES, LLC	$48,778,692	0.95 %

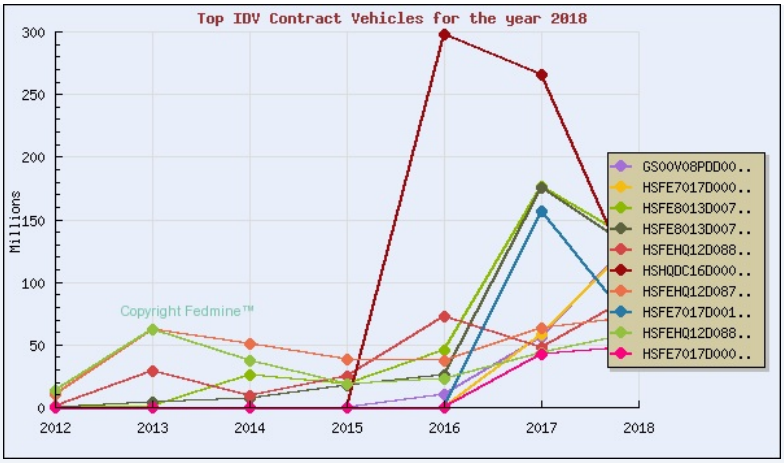

Top 10 GSA Sales

FY 2018 ...year to date

GSA Number	Prime Contractor Name	Spending YTD	%
GS00V08PDD0066	CSRA LLC	$138,881,035	2.69%
GS33F0025V	CSI AVIATION SERVICES, INC.	$46,671,258	0.90%
GS00V08PDD0070	TELETECH GOVERNMENT SOLUTIONS LLC	$41,257,125	0.80%
GS07F107GA	MACRO COMPANIES, INC.	$36,115,914	0.70%
GS00Q09BGD0061	DIGITAL MANAGEMENT, LLC	$19,110,748	0.37%
GS35F0823M	COMPUTER ASSOCIATES INTERNATIO	$17,849,999	0.35%
GS07F0313N	SPECTRUM SECURITY SERVICES, INC.	$13,015,348	0.25%
GS00V08PDD0072	HP ENTERPRISE SERVICES, LLC	$12,330,300	0.24%
GS00Q14OADU135	SRA INTERNATIONAL, INC.	$11,603,168	0.22%
GS00Q14OADS316	DDL OMNI ENGINEERING LLC	$11,243,633	0.22%

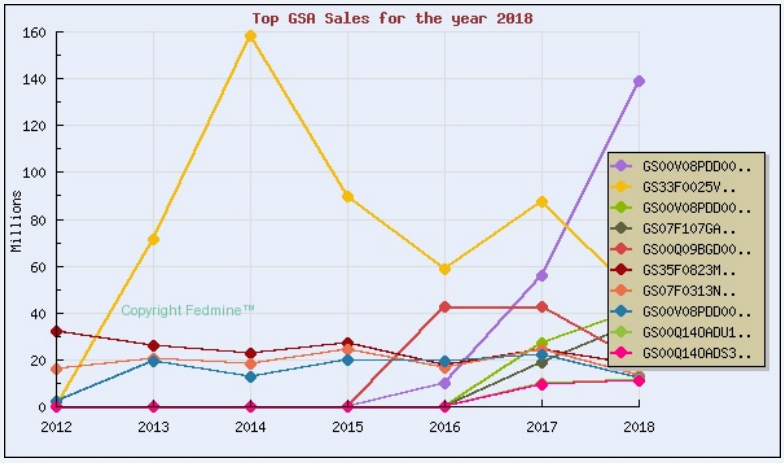

Top 10 First Timer Prime Contractors

FY 2018 ...year to date

Fedmine ID	Prime Contractor Name	Spending YTD	%
F345431458	PISTOL POINT, LLC	$60,078,848	1.16%
F353597680	MASTER GROUP USA LLC	$30,751,500	0.60%
F318265275	DEARYBURY OIL & GAS, INC.	$19,633,500	0.38%
F345730590	CAROLINA CATERING CORP	$15,056,858	0.29%
F359239886	WORLD CENTRAL KITCHEN, INCORPORATED	$10,080,000	0.20%
F353812569	CARIBBEAN LUMBER & HARDWARE, INC.	$7,545,455	0.15%
F353020288	TRUE EXCELLENCE GROUP LLC	$5,779,365	0.11%
F534007185	SOUTHWEST RV CENTERS LLC	$5,655,533	0.11%
F353011702	STIER'S RV CENTERS LLC	$4,369,453	0.08%
F342393520	CRAVATH, SWAINE & MOORE LLP	$3,776,724	0.07%

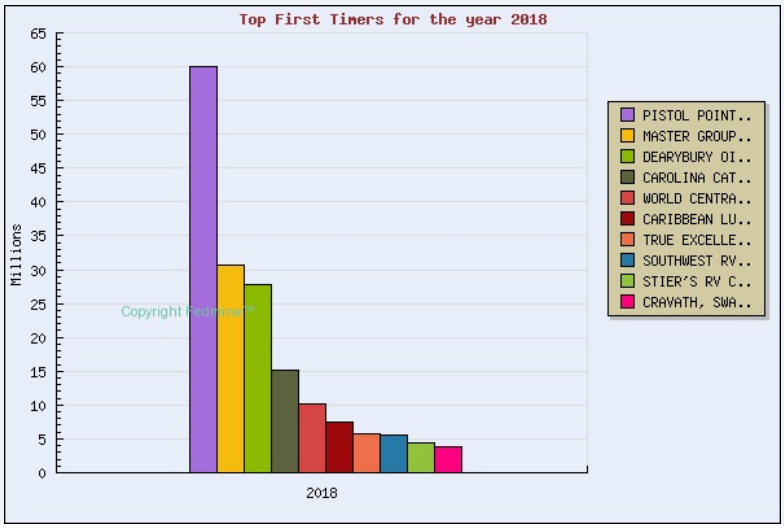

Copyright FEDMINE LLC, All Rights Reserved

Top 10 Small Business First Timer Prime Contractors Ever

FY 2018 ...year to date

Fedmine ID	Prime Contractor Name	Spending YTD	%
F345431458	PISTOL POINT, LLC	$60,078,848	1.16%
F353597680	MASTER GROUP USA LLC	$30,751,500	0.60%
F318265275	DEARYBURY OIL & GAS, INC.	$19,633,500	0.38%
F353812569	CARIBBEAN LUMBER & HARDWARE, INC.	$7,545,455	0.15%
F353020288	TRUE EXCELLENCE GROUP LLC	$5,779,365	0.11%
F353011702	STIER'S RV CENTERS LLC	$3,221,173	0.06%
F353063940	FALKEN USVI	$2,437,281	0.05%
F309473153	MLU SERVICES, INC.	$1,664,730	0.03%
F340907501	RAY LAND, INC.	$1,646,159	0.03%
F353333680	CLUTCH CONSULTING	$1,436,952	0.03%

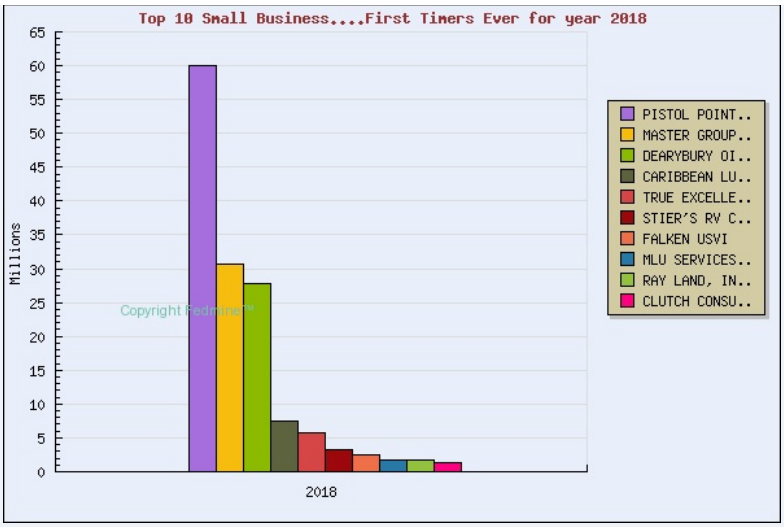

Top 10 First Timer Prime Contractors at Agency

FY 2018 ...year to date

Fedmine ID	Prime Contractor Name	Spending YTD	%
F398217129	CARNIVAL CORPORATION	$74,719,418	1.45%
F345431458	PISTOL POINT, LLC	$60,078,848	1.16%
F353597680	MASTER GROUP USA LLC	$30,751,500	0.60%
F077169628	LA CASA DEL CAMIONERO INC	$24,720,000	0.48%
F072966512	DAMCO USA INC.	$20,919,090	0.41%
F345730590	CAROLINA CATERING CORP	$15,056,858	0.29%
F359239886	WORLD CENTRAL KITCHEN, INCORPORATED	$10,080,000	0.20%
F353812569	CARIBBEAN LUMBER&HARDWARE, INC.	$7,545,455	0.15%
F353020288	TRUE EXCELLENCE GROUP LLC	$5,779,365	0.11%
F534007185	SOUTHWEST RV CENTERS LLC	$5,655,533	0.11%

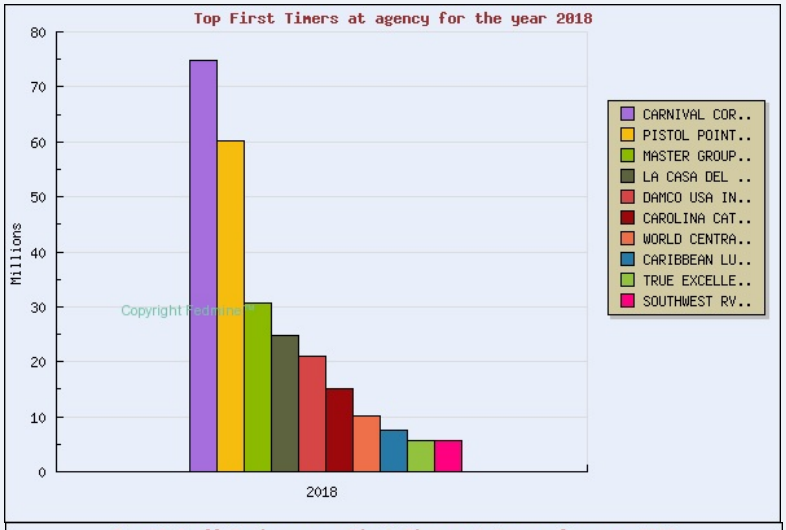

Top 10 Small Business First Timer Prime Contractors at Agency

HOMELAND SECURITY

FY 2018 ...year to date

Fedmine ID	Prime Contractor Name	Prime Contract Spending YTD	%
F345431458	PISTOL POINT, LLC	$60,078,848	1.16%
F353597680	MASTER GROUP USA LLC	$30,751,500	0.60%
F077169628	LA CASA DEL CAMIONERO INC	$24,720,000	0.48%
F353812569	CARIBBEAN LUMBER&HARDWARE, INC.	$7,545,455	0.15%
F353020288	TRUE EXCELLENCE GROUP LLC	$5,779,365	0.11%
F354644203	LOUIS BERGER GROUP DOMESTIC, INC, THE	$3,475,931	0.07%
F353011702	STIER'S RV CENTERS LLC	$3,221,173	0.06%
F353063940	FALKEN USVI	$2,437,281	0.05%
F340907501	RAY LAND, INC.	$1,646,159	0.03%
F353333680	CLUTCH CONSULTING	$1,436,952	0.03%

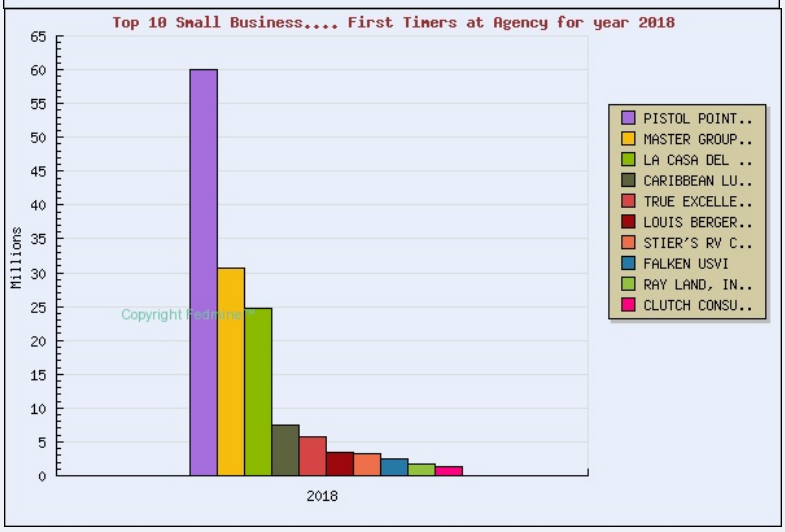

Top Goaling Category Details - By Funding Requesting Agency

FY 2018 ...year to date

Small Business Category	Actions with Exclusions	Awarded Dollars with Exclusions	# Actions without Exclusions	$ Awarded Dollars without Exclusions
Total Small Business (SB)	11,947	$1,307,289,067	11,981	$1,309,855,232
	54.41%	29.82%	53.55%	29.57%
Total Small Disadvantaged Business (SDB)	3,907	$508,120,943	3,913	$508,233,937
	17.79%	11.59%	17.49%	11.47%

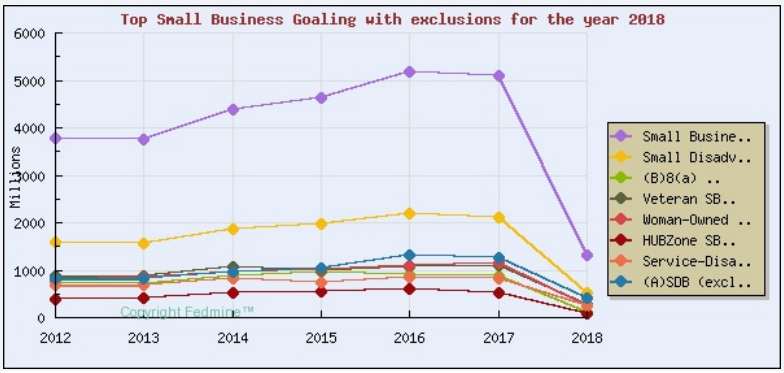

Copyright FEDMINE LLC, All Rights Reserved

(A)Total SDB (excludes 8(a))	3,130	$404,990,975	3,136	$405,103,970
	14.26%	9.24%	14.02%	9.15%
(B)Total 8(a)	778	$101,093,255	778	$101,093,255
	3.54%	2.31%	3.48%	2.28%
Total Woman-Owned SB	2,802	$241,101,942	2,809	$241,182,433
	12.76%	5.50%	12.56%	5.44%
Total HUBZone SB	1,001	$85,899,199	1,001	$85,899,199
	4.56%	1.96%	4.47%	1.94%
Total Veteran SB	1,867	$274,497,425	1,870	$274,580,572
	8.50%	6.26%	8.36%	6.20%
Total Service-Disabled Veteran-Owned SB	1,063	$239,329,591	1,065	$239,412,737
	4.84%	5.46%	4.76%	5.41%

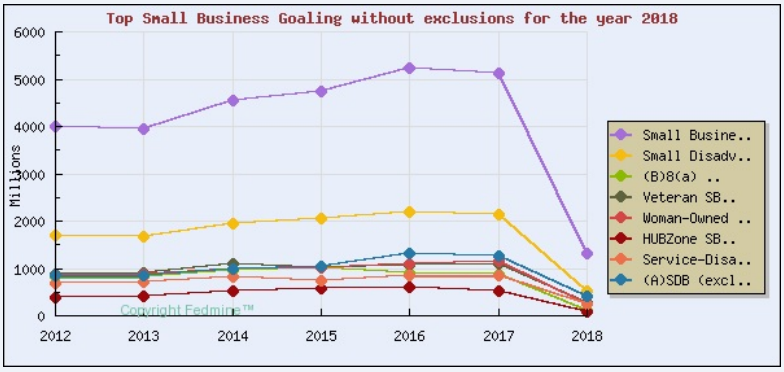

Solicitation KeyStats

FY 2018 ...year to date

Type of Solicitations	Posted Today HOMELAND SECURITY 02/19/2018	Posted Today -[ALL Agencies] 02/19/2018	YTD - HOMELAND SECURITY	YTD - All Federal Agencies
+ Presolicitation Notices	0	1	33	5182
+ Combined Solicitation	0	0	449	13070
+ Award Notices	0	20	157	10289
+ Special Notices	0	0	72	1524
+ Sources sought Notices	0	3	77	4033
+ Sale of surplus property Notices	0	0	0	16

GRANTS - Opportunities

FY 2018 ...year to date

Posted Today 02/19/2018	Year To Date	YTD - All Federal Agencies
0	1	660

CONTACTS

FY 2018 ...year to date

Contact Elements	Posted Today 02/19/2018	Total Agency Contacts	TOTAL Contacts in FEDMINE for all Federal Agencies
Offices	0	17995	528690
Contracting Officers	0	6404	148507
Email Address	0	6057	128300
Telephone Numbers	0	4343	99241
Fax Numbers	0	932	22967
Mailing Addresses	0	1045	38983

Copyright © 2018 FEDMINE™

Copyright FEDMINE LLC, All Rights Reserved