© FEDMINE™ All Rights Reserved

FEDMINE.US™
Big Data Simplified. Real Time.

FEDERAL AGENCY PROFILES - TOP LEVEL MARKET VIEW

EDUCATION, DEPARTMENT OF Agency Code: 9100

Total Expenditures: $2,749,713,707

Year: 2018

Contact Details

Address:	400 Maryland Avenue SW., Washington, DC 20202
Phone:	202-401-2000
Web Address:	http://www.ed.gov

Agency Top Level Contacts

Name	Title
Betsy DeVos	SECRETARY OF EDUCATION
(Vacancy)	Deputy Secretary
James Manning, Acting	Under Secretary
Jose Viana	Assistant Deputy Secretary and Director, Office of English Language Acquisition
Margo Anderson, Acting	Assistant Deputy Secretary, Office of Innovation and Improvement
Candice Jackson, Acting	Assistant Secretary, Office for Civil Rights
(Vacancy)	Assistant Secretary, Office of Communication and Outreach
Jason Botel, Acting	Assistant Secretary, Office of Elementary and Secondary Education
Molly Peterson, Acting	Assistant Secretary, Office of Legislation and Congressional Affairs
Jennifer Bell-Ellwanger, Acting	Assistant Secretary, Office of Planning, Evaluation and Policy Development
Ruth Ryder, Acting	Assistant Secretary, Office of Special Education and Rehabilitative Services
Joshua Venable	Chief of Staff
Maureen A. McLaughlin	Director, International Affairs Office
Sue Betka, Acting	Director, Institute of Education Sciences
Kathleen S. Tighe	Inspector General
Holly Ham	Assistant Secretary, Office

Agency Mission Statement

The Department of Education ensures equal access to education; promotes educational excellence; and administers, coordinates, and makes policy for most Federal assistance to education with the aim of raising levels of student achievement and readiness for the global future.

Agency CIO Contact Details

Mr. Jason Gray profile

Chief Information Officer
550 12th Street, SW Room 9112
Washington,DC 20202
Jason.gray@ed.gov
Office Phone:202-245-6252
Fax:202-245-6621

Agency CFO Contact Details

Mr. Tim Soltis

ACTING CHIEF FINANCIAL OFFICER

Ms. Mary Mitchelson

DEPUTY INSPECTOR GENERAL

	of Management
Tim Soltis, Acting	Chief Financial Officer
Jason K. Gray	Chief Information Officer
Joseph Smith	Director, Office of Educational Technology
Steven Menashi, Acting	General Counsel
Kim Ford, Acting	Assistant Secretary, Office of Career, Technical, and Adult Education
Kathleen Smith, Acting	Assistant Secretary, Office of Postsecondary Education
(Vacancy)	Chief Operating Officer for Federal Student Aid
(Vacancy)	Director, Center for Faith-Based and Neighborhood Partnerships
(Vacancy)	Executive Director, White House Initiative on American Indian and Alaska Native Education
(Vacancy)	Executive Director, White House Initiative on Asian Americans and Pacific Islanders
(Vacancy)	Executive Director, White House Initiative on Educational Excellence for African Americans
(Vacancy)	Executive Director, White House Initiative on Educational Excellence for Hispanic Americans
(Vacancy)	Executive Director, White House Initiative on Historically Black Colleges and Universities

Copyright FEDMINE LLC, All Rights Reserved

Top 10 Prime Contractors

FY 2018 ...year to date

Fedmine ID	Prime Contractor Name	Spending YTD	%
F262905402	GREAT LAKES HIGHER EDUCATION CORPORATION	$220,368,368	8.01%
F331364910	PENNSYLVANIA, COMMONWEALTH OF	$190,963,161	6.94%
F512345868	NELNET SERVICING, LLC	$157,316,960	5.72%
F328676503	NAVIENT CORPORATION	$152,300,880	5.54%
F059329197	(Parent of ACCENTURE LLP)	$125,522,536	4.56%
F452414257	ACCOUNT CONTROL TECHNOLOGY INC	$114,090,240	4.15%
F227129209	DELL COMPUTER CORPORATION	$93,655,950	3.41%
F293825697	CONTINENTAL SERVICE GROUP INCORPORATED	$89,764,808	3.26%
F356174744	MAXIMUS, INC	$86,718,912	3.15%
F253960161	GC SERVICES LIMITED PARTNERSHI	$86,656,776	3.15%

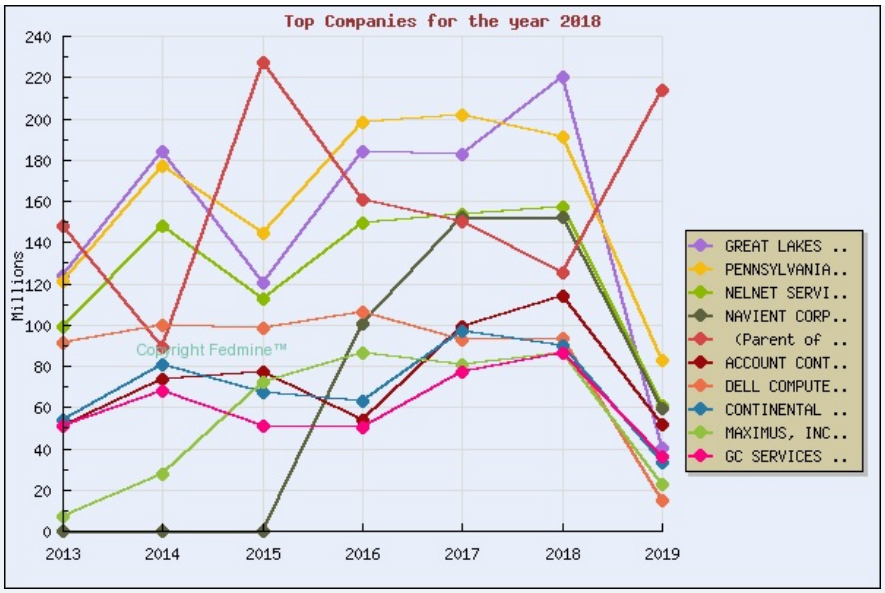

Top 10 Small Business Prime Contractors by Socio Economic Status

FY 2018 ...year to date

Fedmine ID	Prime Contractor Name	Spending YTD	%
F293825697	CONTINENTAL SERVICE GROUP, INC.	$89,764,809	3.26%
F863891985	FMS INVESTMENT CORP	$84,327,046	3.07%
F452414257	ACCOUNT CONTROL TECHNOLOGY INC.	$80,302,280	2.92%
F373093448	COAST PROFESSIONAL, INC.	$79,669,266	2.90%
F406647265	IMMEDIATE CREDIT RECOVERY, INC	$64,630,318	2.35%
F531871552	NATIONAL RECOVERIES INC.	$48,542,741	1.77%
F232896516	CREDIT ADJUSTMENTS, INC.	$33,988,282	1.24%
F365961322	ACTION FINANCIAL	$30,113,132	1.10%
F388701078	CENTRAL RESEARCH INC	$26,565,572	0.97%
F375156158	FULCRUM IT SERVICES, LLC	$25,300,000	0.92%

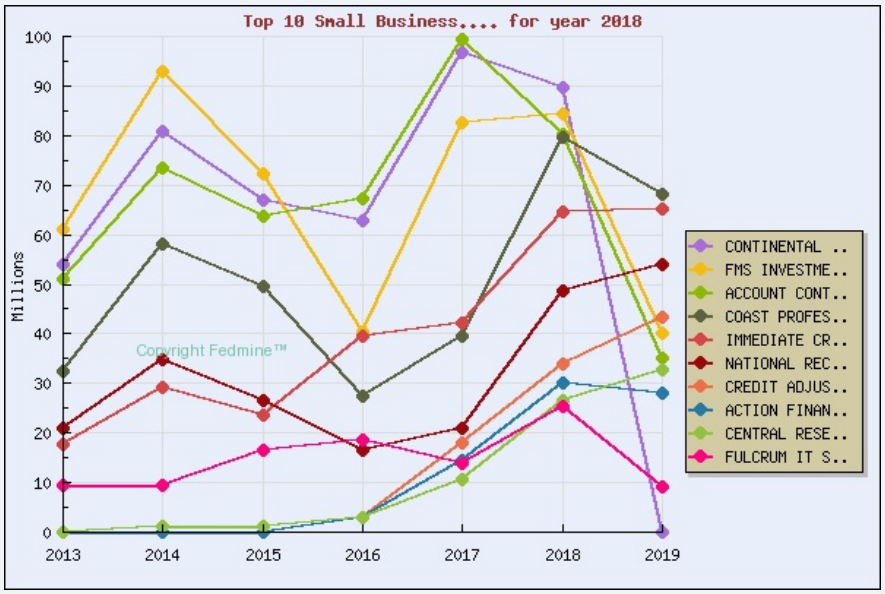

Copyright FEDMINE LLC, All Rights Reserved

Top 10 Contracting Offices — FY 2018 ...year to date

Office Id	Address	Spending YTD	%
910031	**FSA ACQUISITIONS OFFICE**, , , 0,	$2,121,131,406	77.14%
919900	**CONTRACTS AND ACQUISTIONS MANAGEMEN**, WASHINGTON , DC , 20202, USA	$619,993,869	22.55%
919959	**NATIONAL ASSESSMENT GOVERNING BOARD**, WASHINGTON , DC , 20001, USA	$5,735,256	0.21%
919901	**OFFICE OF THE SECRETARY**, WASHINGTON , DC , 20202, USA	$997,518	0.04%
919905	N/A	$715,754	0.03%
919904	**OFFICE OF INSPECTOR GENERAL**, WASHINGTON , DC , 20202, USA	$309,163	0.01%
919915	**OFC OF THE CHIEF INFORMATION OFCR**, WASHINGTON , DC , 20202, USA	$252,052	0.01%
919920	**OFC OF CAREER, TECH AND ADULT EDU.**, WASHINGTON , DC , 20202, USA	$126,966	0.00%
919939	**INSTITUTE OF EDUCATION SCIENCES**, WASHINGTON , DC , 20002, USA	$91,324	0.00%
919906	**OFFICE OF THE CHIEF FINANCIAL OFCR**, WASHINGTON , DC , 20202, USA	$78,906	0.00%

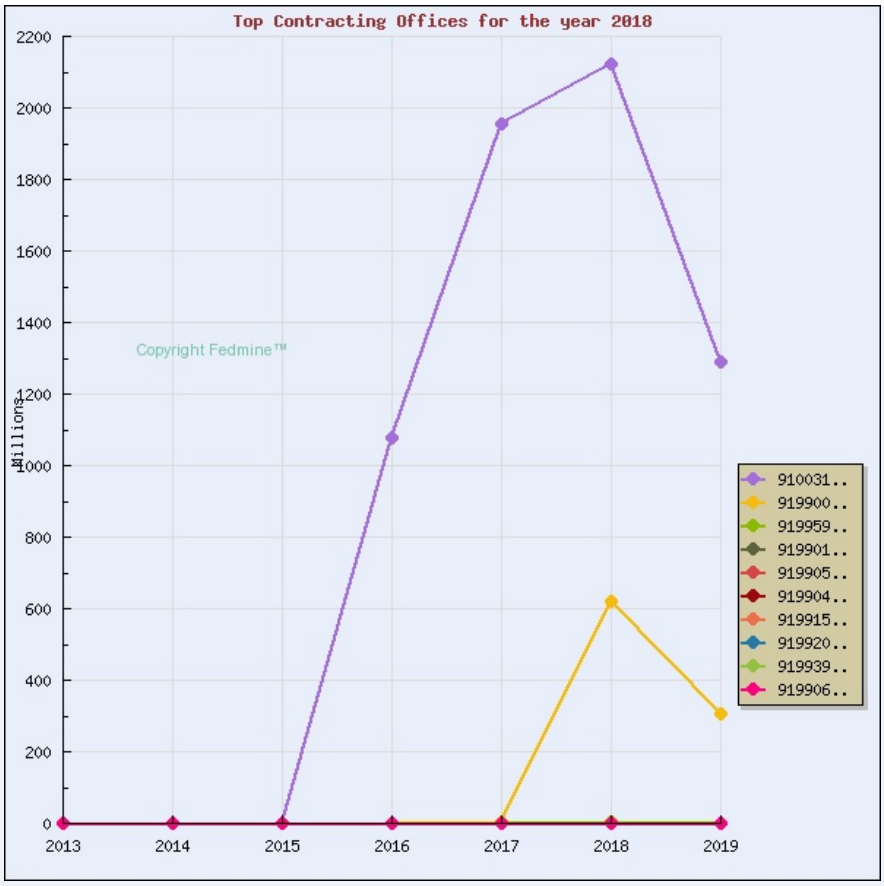

Top 10 Funding Offices — FY 2018 ...year to date

Office Id	Address	Spending YTD	%
910055	**FEDERAL STUDENT AID**, , , 0,	$2,119,989,251	77.10%
910039	**INSTITUTE OF EDUCATION SCIENCES**, 550 12TH ST, SW, WASHINGTON DC 20002, WASHINGTON , DC , 20002, USA	$343,036,077	12.48%
910015	**OFC OF THE CHIEF INFORMATION OFCR**, 550 12TH ST, SW, WASHINGTON DC 20202, WASHINGTON , DC , 20202, USA	$120,377,033	4.38%
910046	**OFC OF ELEMENTARY AND SECONDARY EDU**, 400 MARYLAND AVE, SW, WASHINGTON DC 20202, WASHINGTON , DC , 20202, USA	$36,781,668	1.34%
910005	**OFFICE OF MANAGEMENT**, 400 MARYLAND AVE, SW, WASHINGTON DC 20202, WASHINGTON , DC , 20202, USA	$20,944,481	0.76%
919939	**INSTITUTE OF EDUCATION SCIENCES**, WASHINGTON , DC , 20002, USA	$19,890,179	0.72%
910050	**OFC OF INNOVATION AND IMPROVEMENT**, 400 MARYLAND AVE, SW, WASHINGTON DC 20202, WASHINGTON , DC , 20202, USA	$17,707,760	0.64%
910020	**OFC OF CAREER, TECH AND ADULT EDU.**, 550 12TH ST, SW, WASHINGTON DC 20202,	$15,468,452	0.56%

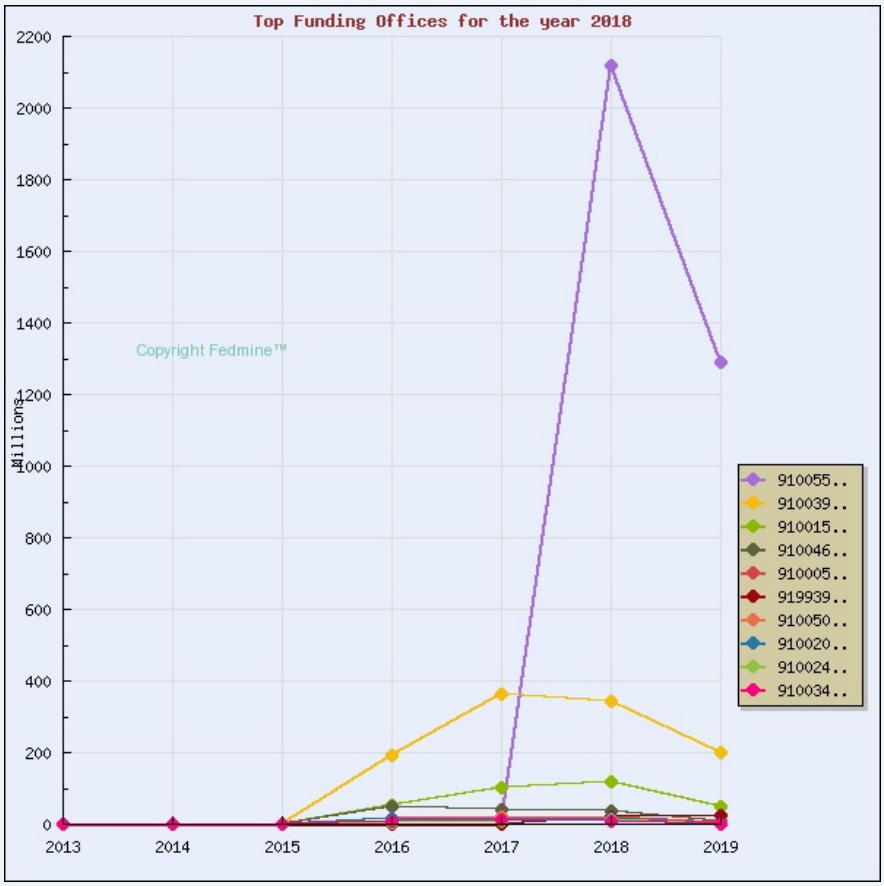

Copyright FEDMINE LLC, All Rights Reserved

	WASHINGTON , DC , 20202, USA		
910024	**OFC OF SPECIAL EDU AND REHAB SVCS**, 550 12TH ST, SW, WASHINGTON DC 20202, WASHINGTON , DC , 20202, USA	$11,066,414	0.40%
910034	**OFFICE OF POSTSECONDARY EDUCATION**, 400 MARYLAND AVE, SW, WASHINGTON DC 20002, WASHINGTON , DC , 20002, USA	$6,819,905	0.25%

Top 10 Contract Spending by GWAC

FY 2018 ...year to date

GWAC	2018	2017	2016
CIO-SP3	$86,064,998	$30,173,857	$16,001,757
OASIS Unrestricted POOL 2	$18,841,573	$6,940,268	$5,198,056
NASA SEWP V	$15,844,877	$1,379,338	$395,371
8(a) STARS II	$7,696,645	$4,815,237	$6,208,052
HCaTS SB - Pool 2	$3,435,262	$0	$0
Alliant Small Business	$1,295,849	$1,434,412	$1,148,999
SIISS	$184,214	$77,959	$443,024
SATCOM II	$36,813	$42,539	$0
8A STARS	$-0	$0	$0

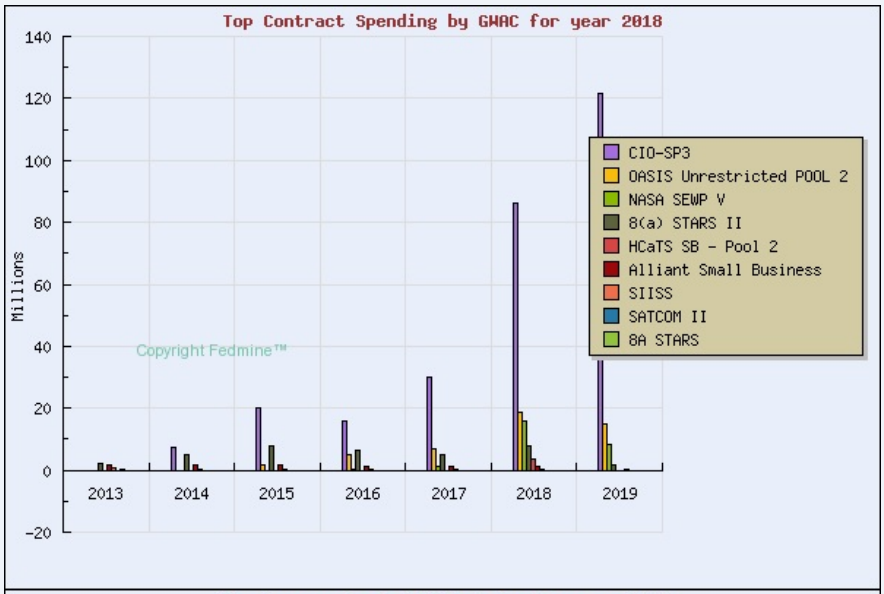

Top 10 Congressional Districts

FY 2018 ...year to date

District	Congressman	State	Spending YTD	%
Virginia 11	Rep. Gerald Connolly	VA-Virginia	$379,172,046	13.79%
Wisconsin 2	Rep. Mark Pocan	WI-Wisconsin	$220,714,661	8.03%
Pennsylvania 4	Rep. Scott Perry	PA-Pennsylvania	$190,963,154	6.94%
Maryland 8	Rep. Chris Van Hollen Jr.	MD-Maryland	$182,646,003	6.64%
Nebraska 1	Rep. Jeff Fortenberry	NE-Nebraska	$157,462,132	5.73%
Virginia 8	Rep. Donald Beyer	VA-Virginia	$156,830,951	5.70%
Delaware 0	Rep. John Carney	DE-Delaware	$152,492,925	5.55%
California 30	Rep. Brad Sherman	CA-California	$114,930,275	4.18%
Large District	Del. Eleanor Norton	DC-D.C.	$106,524,673	3.87%
New Hampshire 2	Rep. Ann Kuster	NH-New Hampshire	$93,465,810	3.40%

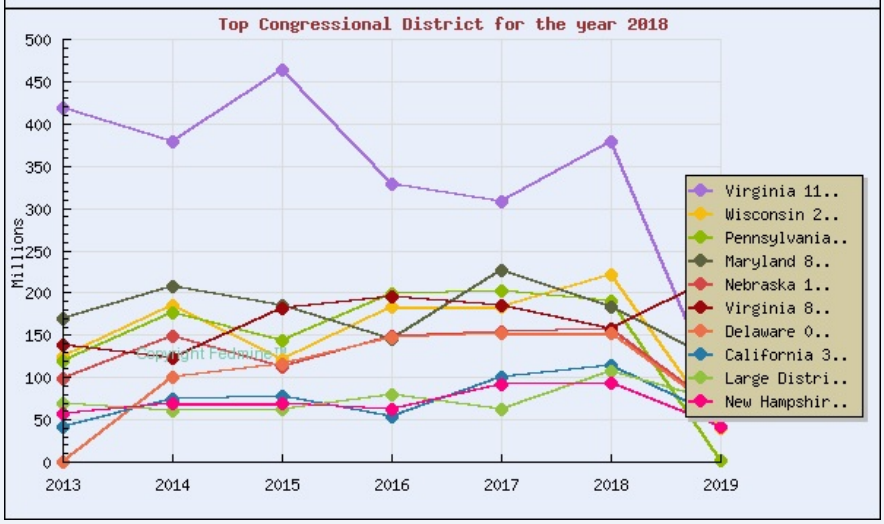

Top 10 Competition Categories

FY 2018 ...year to date

Code	Description	Spending YTD	%
A	Full and Open Competition	$2,145,653,037	78.03%
D	Full and Open Competition after exclusion of sources	$541,047,500	19.68%
C	Not Competed	$41,453,432	1.51%
B	Not Available for Competition	$26,653,428	0.97%
F	Competed under SAT	$19,739,858	0.72%
G	Not Competed under SAT	$8,284,184	0.30%
E	Follow On to Competed Action	$-7,562	0%
CDO	Competitive Delivery Order	$-32,920,174	0%

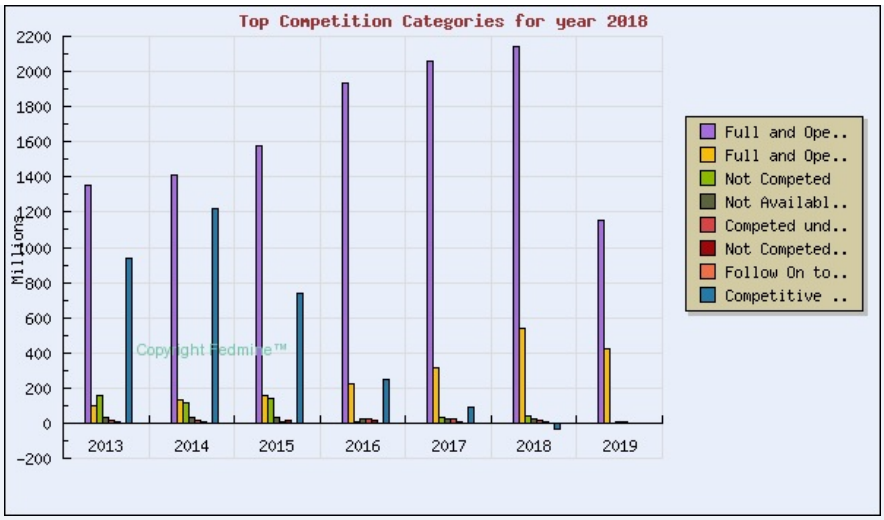

Top 10 Industry Codes

FY 2018 ...year to date

NAICS Codes	Description	Spending YTD	%
522390	Other Activities Related to Credit Intermediation	$962,508,670	35.00%
561440	Collection Agencies	$426,434,252	15.51%
523999	Miscellaneous Financial Investment Activities	$271,987,639	9.89%
541720	Research and Development in the Social Sciences and Humanities	$220,469,232	8.02%
541512	Computer Systems Design Services	$137,664,385	5.01%
541611	Administrative Management and General Management Consulting Services	$109,583,799	3.99%
541519	Other Computer Related Services	$95,769,066	3.48%
518210	Data Processing, Hosting, and Related Services	$90,532,187	3.29%
522110	Commercial Banking	$89,659,814	3.26%
541211	Offices of Certified Public Accountants	$89,378,769	3.25%

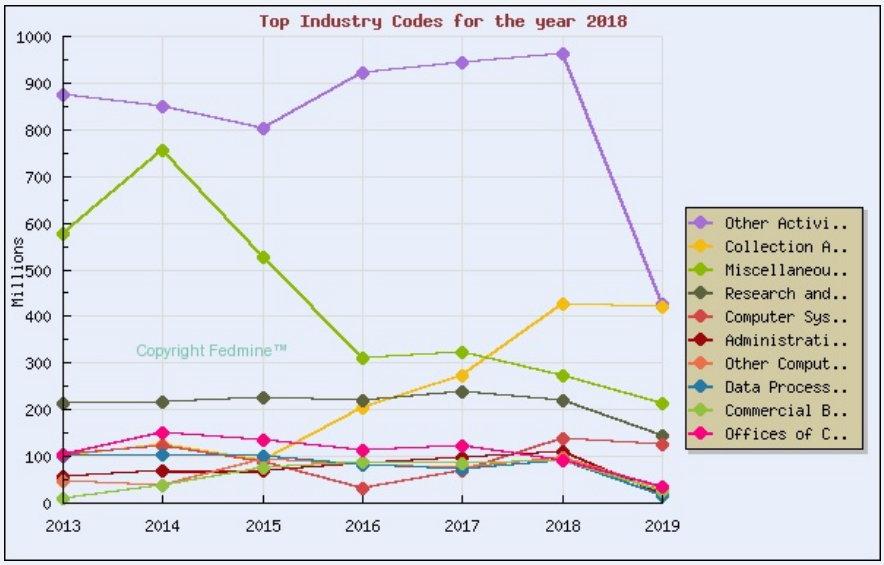

Top 10 Categories

FY 2018 ...year to date

Description	Spending YTD	%
Professional Services	$2,239,986,248	81.46%
IT	$386,390,825	14.05%
Research and Development	$90,710,906	3.30%
Human Capital	$15,017,311	0.55%
Transportation and Logistics Services	$10,338,204	0.38%
Security and Protection	$2,220,838	0.08%
Office Management	$1,580,542	0.06%
Travel & Lodging	$1,340,196	0.05%
Facilities & Construction	$1,119,652	0.04%
Equipment Related Services	$590,981	0.02%

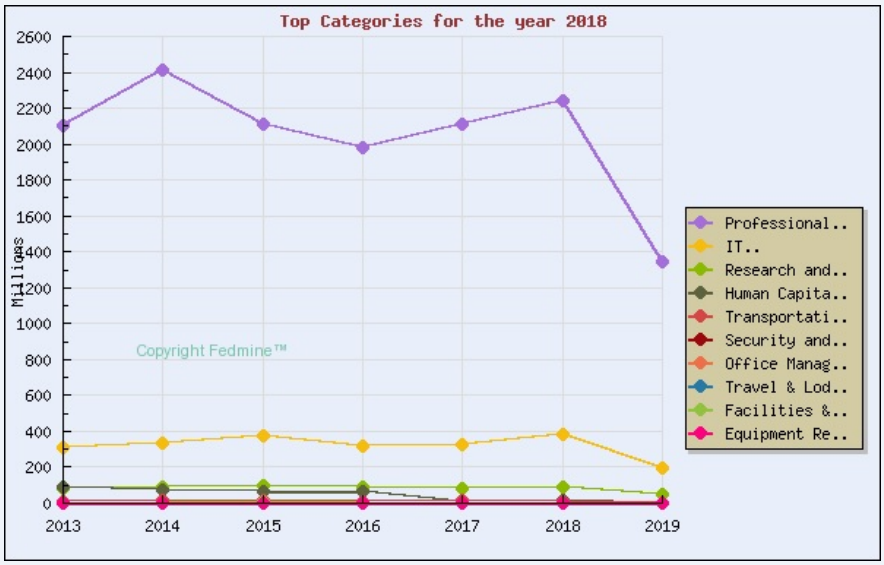

Copyright FEDMINE LLC, All Rights Reserved

Top 10 Product Codes

FY 2018 ...year to date

PSC Codes	Description	Spending YTD	%
R710	FINANCIAL SERVICES	$1,052,161,886	38.26%
R705	SUPPORT- MANAGEMENT: DEBT COLLECTION	$782,507,293	28.46%
R499	OTHER PROFESSIONAL SERVICES	$145,809,270	5.30%
D301	ADP FACILITY MANAGEMENT	$138,230,564	5.03%
B506	SPECIAL STUDIES/ANALYSIS- DATA (OTHER THAN SCIENTIFIC)	$92,590,799	3.37%
AF11	R&D- EDUCATION: EDUCATIONAL (BASIC RESEARCH)	$77,656,695	2.82%
D399	OTHER ADP & TELECOMMUNICATIONS SVCS	$67,263,378	2.45%
B542	SPECIAL STUDIES/ANALYSIS- EDUCATIONAL	$61,511,246	2.24%
D313	IT AND TELECOM- COMPUTER AIDED DESIGN/COMPUTER AIDED MANUFACTURING (CAD/CAM)	$47,250,686	1.72%
7022	ADP CENTRAL PROCESSING UNIT (CPU, COMPUTER), HYBRID	$34,605,376	1.26%

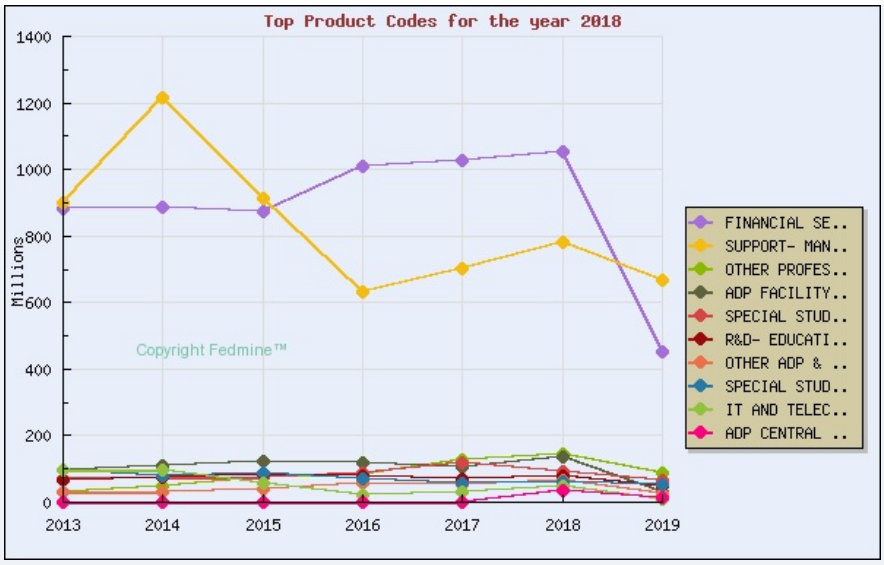

Top 10 IDV Contract Vehicles

FY 2018 ...year to date

IDV Number	Prime Contractor Name	Spending YTD	%
EDFSA09D0012	GREAT LAKES EDUCATIONAL LOAN SERVICES, INC.	$220,368,373	8.01 %
EDFSA09D0014	PENNSYLVANIA HIGHER EDUCATION ASSISTANCE AGENCY	$190,829,513	6.94 %
EDFSA09D0013	NELNET SERVICING, LLC	$157,316,955	5.72 %
EDFSA09D0015	NAVIENT CORPORATION	$152,300,872	5.54 %
GS23F0235K	ACCOUNT CONTROL TECHNOLOGY INC.	$114,090,238	4.15 %
GS23F0084P	CONTINENTAL SERVICE GROUP, INC.	$89,764,809	3.26 %
GS23F0279K	GC SERVICES LIMITED PARTNERSHIP	$86,656,775	3.15 %
GS23F0063J	FMS INVESTMENT CORP	$84,327,046	3.07 %
EDFSA14D0020	COAST PROFESSIONAL, INC.	$79,669,266	2.90 %
GS23F0030U	WINDHAM PROFESSIONALS, INC.	$79,391,820	2.89 %

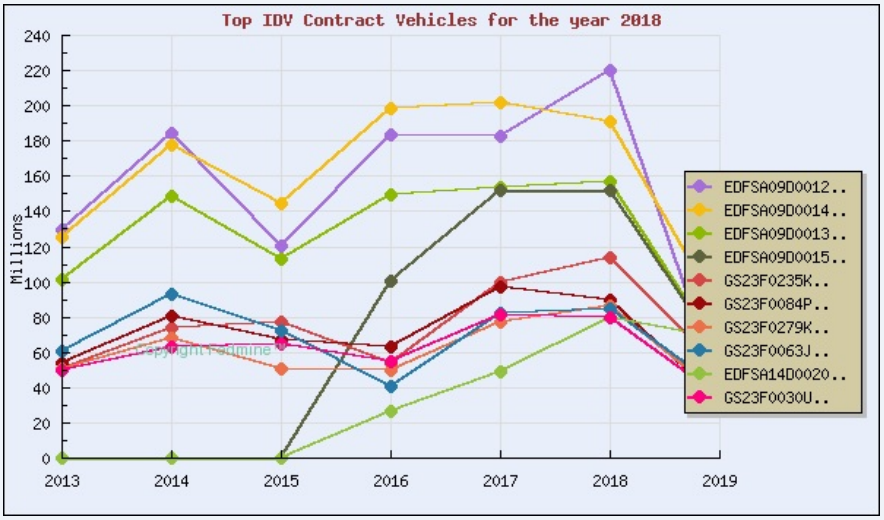

Top 10 GSA Sales

FY 2018 ...year to date

GSA Number	Prime Contractor Name	Spending YTD	%
GS23F0235K	ACCOUNT CONTROL TECHNOLOGY INC.	$114,090,238	4.15%
GS23F0084P	CONTINENTAL SERVICE GROUP INCORPORATED	$89,764,809	3.26%
GS23F0279K	GC SERVICES LIMITED PARTNERSHI	$86,656,775	3.15%
GS23F0063J	FINANCIAL MANAGEMENT SYSTEMS,	$84,327,046	3.07%
GS23F0030U	WINDHAM PROFESSIONALS, INC	$79,391,820	2.89%
GS00V08PDD0072	HP ENTERPRISE SERVICES, LLC	$25,866,348	0.94%
GS35F0412J	APPLIED ENGINEERING	$22,766,873	0.83%

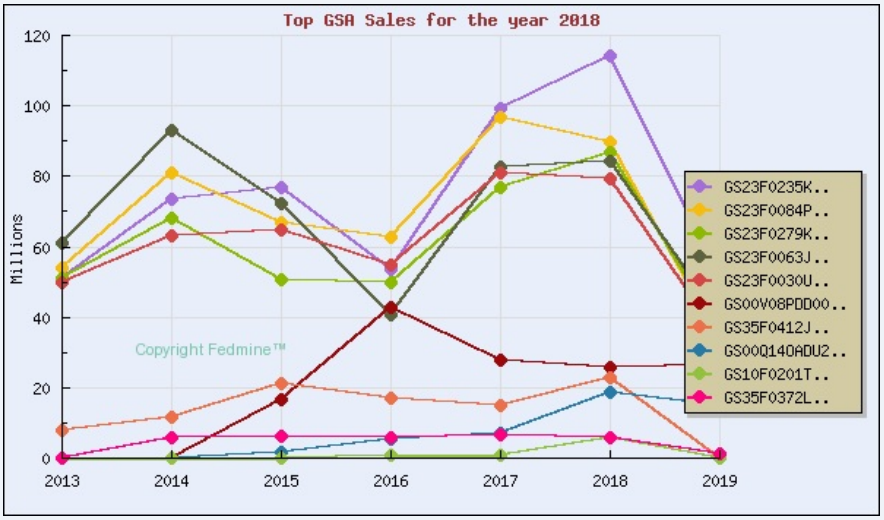

Copyright FEDMINE LLC, All Rights Reserved

	MANAGEMENT CORPORATION		
GS00Q14OADU217	RESEARCH TRIANGLE INSTITUTE	$18,841,573	0.69%
GS10F0201T	MANHATTAN STRATEGY GROUP LLC, THE	$5,902,880	0.21%
GS35F0372L	PPS INFOTECH, LLC	$5,711,745	0.21%

Top 10 First Timer Prime Contractors

FY 2018 ...year to date

Fedmine ID	Prime Contractor Name	Spending YTD	%
F340418141	TUVLI, LLC	$702,432	0.03%
F340402481	ZENIUS CORPORATION	$239,851	0.01%
F068623364	EDUCATION MODIFIED LLC	$200,000	0.01%
F340705287	CODESPARK, INC.	$200,000	0.01%
F311159019	ZYANTE INC.	$200,000	0.01%
F341794737	IMMERSED GAMES, INC.	$199,999	0.01%
F352397167	LANGUAGE LEARNING PARTNERS LLC	$199,998	0.01%
F518758919	GRASPABLE INC	$199,681	0.01%
F337520268	CORE LEARNING EXCHANGE, INC.	$199,182	0.01%
F378302127	GIGANTIC MECHANIC LLC	$196,621	0.01%

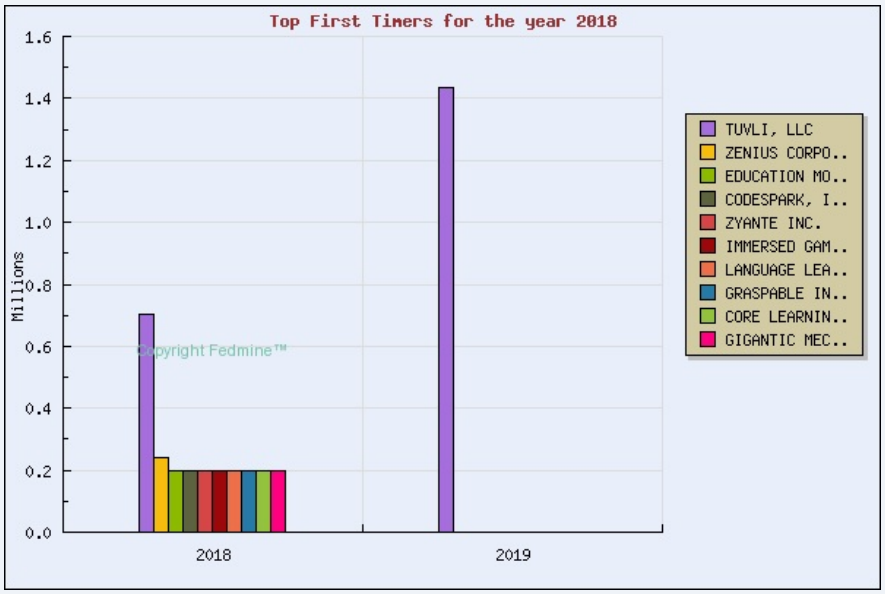

Top 10 Small Business First Timer Prime Contractors Ever

FY 2018 ...year to date

Fedmine ID	Prime Contractor Name	Spending YTD	%
F340418141	TUVLI, LLC	$702,432	0.03%
F340402481	ZENIUS CORPORATION	$239,851	0.01%
F068623364	EDUCATION MODIFIED LLC	$200,000	0.01%
F340705287	CODESPARK, INC.	$200,000	0.01%
F311159019	ZYANTE INC.	$200,000	0.01%
F341794737	IMMERSED GAMES, INC.	$199,999	0.01%
F352397167	LANGUAGE LEARNING PARTNERS LLC	$199,998	0.01%
F518758919	GRASPABLE INC	$199,681	0.01%
F337520268	CORE LEARNING EXCHANGE, INC.	$199,182	0.01%
F378302127	GIGANTIC MECHANIC LLC	$196,621	0.01%

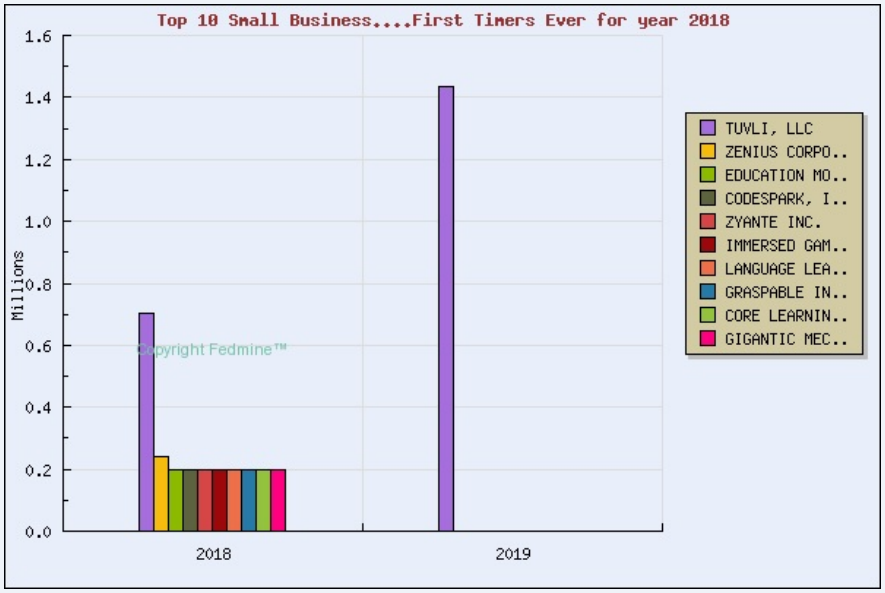

Copyright FEDMINE LLC, All Rights Reserved

Top 10 First Timer Prime Contractors at Agency

FY 2018 ...year to date

Fedmine ID	Prime Contractor Name	Spending YTD	%
F271072110	BNL, INC.	$2,768,061	0.10%
F085080927	ALPHASIX CORPORATION	$2,729,708	0.10%
F864535076	COMPUTER MARKETING ASSOCIATES,INC.	$1,271,087	0.05%
F383862975	ZEN STRATEGICS LLC	$1,205,194	0.04%
F084494319	OASYS INTERNATIONAL CORPORATION	$1,087,762	0.04%
F290006850	GARUD TECHNOLOGY SERVICES, INC.	$916,983	0.03%
F085321406	AVANTGARDE LLC	$891,021	0.03%
F402194633	CHAINBRIDGE SOLUTIONS INCORPORATED	$788,677	0.03%
F353281707	METRO TECHIES, LLC	$777,177	0.03%
F233265358	BIXAL SOLUTIONS INCORPORATED	$729,469	0.03%

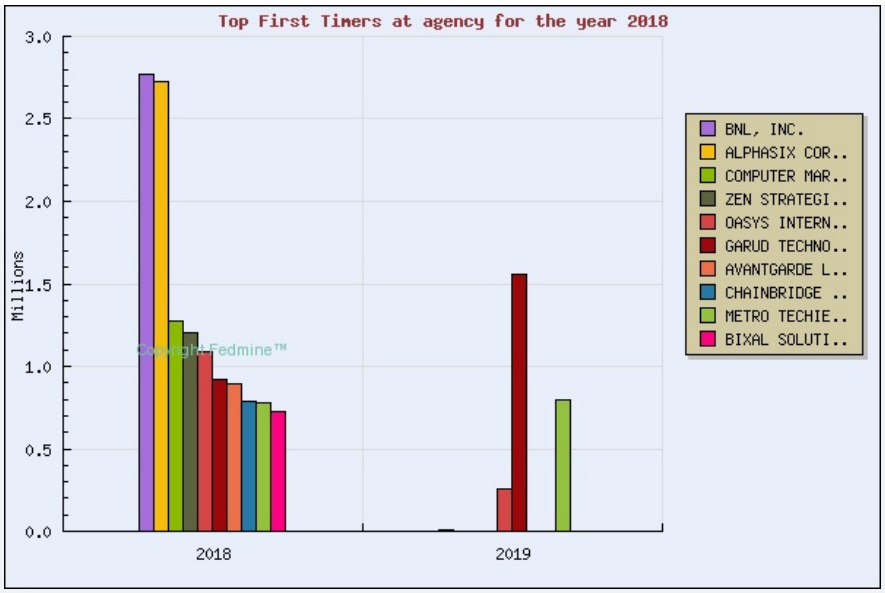

Top 10 Small Business First Timer Prime Contractors at Agency EDUCATION, DEPARTMENT OF

FY 2018 ...year to date

Fedmine ID	Prime Contractor Name	Prime Contract Spending YTD	%
F271072110	BNL, INC.	$2,768,061	0.10%
F085080927	ALPHASIX CORPORATION	$2,729,708	0.10%
F864535076	COMPUTER MARKETING ASSOCIATES,INC.	$1,271,087	0.05%
F383862975	ZEN STRATEGICS LLC	$1,205,194	0.04%
F084494319	OASYS INTERNATIONAL CORPORATION	$1,087,762	0.04%
F290006850	GARUD TECHNOLOGY SERVICES, INC.	$916,983	0.03%
F085321406	AVANTGARDE LLC	$891,021	0.03%
F402194633	CHAINBRIDGE SOLUTIONS INCORPORATED	$788,677	0.03%
F353281707	METRO TECHIES, LLC	$777,177	0.03%
F233265358	BIXAL SOLUTIONS INCORPORATED	$729,469	0.03%

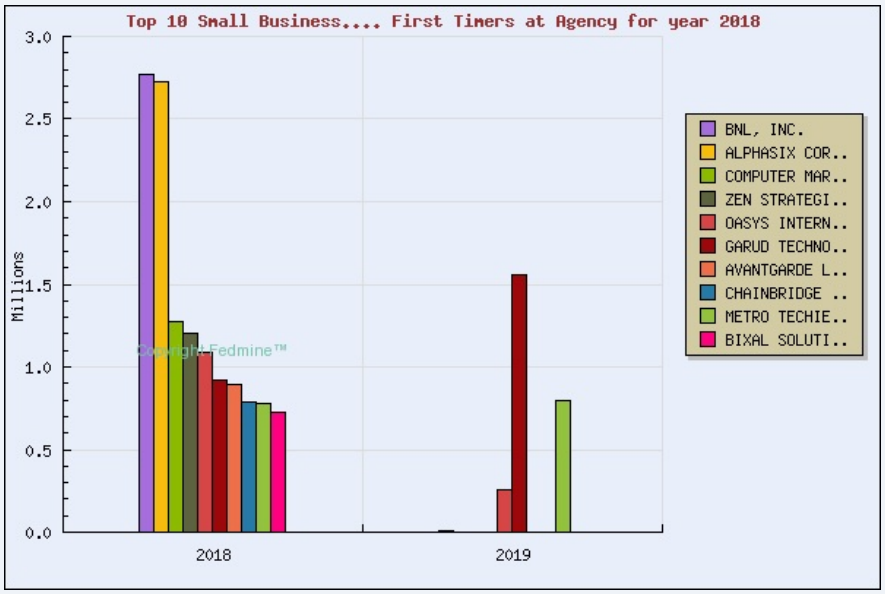

Copyright FEDMINE LLC, All Rights Reserved

Top Goaling Category Details - By Funding Requesting Agency

FY 2018 ...year to date

Small Business Category	Actions with Exclusions	Awarded Dollars with Exclusions	# Actions without Exclusions	$ Awarded Dollars without Exclusions
Total Small Business (SB)	1,649	$919,425,463	1,649	$919,425,463
	55.69%	34.91%	53.02%	33.43%
Total Small Disadvantaged Business (SDB)	648	$251,810,892	648	$251,810,892
	21.88%	9.56%	20.84%	9.16%
(A)Total SDB (excludes 8(a))	465	$219,959,276	465	$219,959,276
	15.70%	8.35%	14.95%	8.00%
(B)Total 8(a)	185	$33,031,727	185	$33,031,727
	6.25%	1.25%	5.95%	1.20%
Total Woman-Owned SB	449	$249,797,324	449	$249,797,324
	15.16%	9.48%	14.44%	9.08%
Total HUBZone SB	115	$48,409,786	115	$48,409,786
	3.88%	1.84%	3.70%	1.76%
Total Veteran SB	276	$80,998,745	276	$80,998,745
	9.32%	3.08%	8.87%	2.95%
Total Service-Disabled Veteran-Owned SB	175	$64,574,706	175	$64,574,706
	5.91%	2.45%	5.63%	2.35%

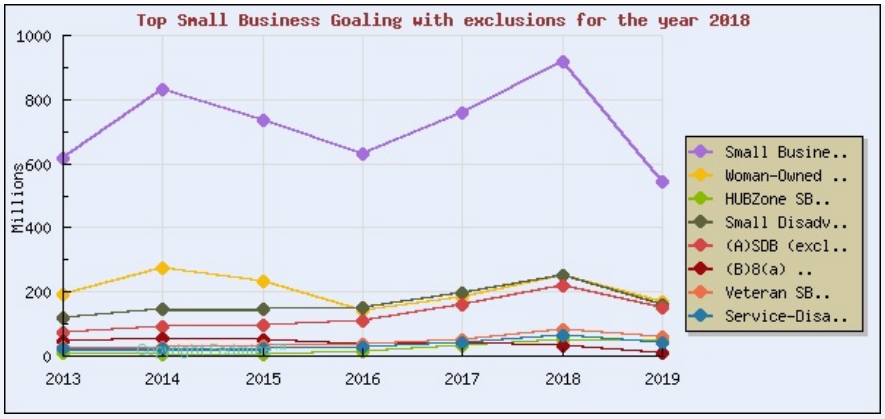

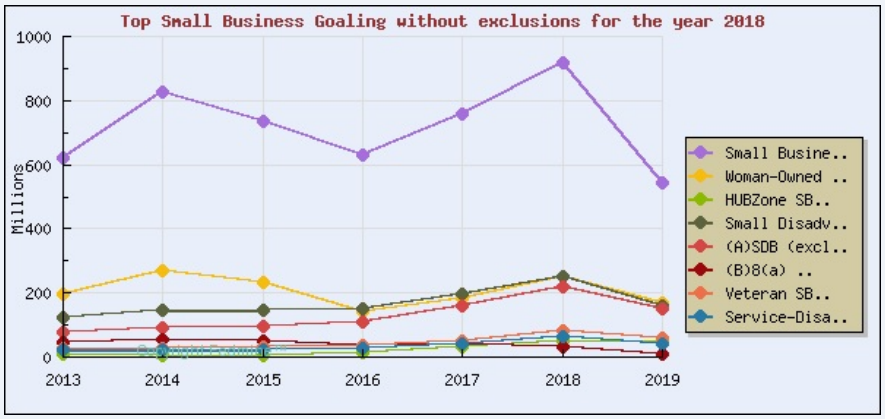

Top 10 SUB CONTRACT AWARDEES

FY 2018 ...year to date

DUNS Codes	Company Name	Amount	%
185966181	DECISION INFORMATION RESOURCES INC	$185,966,176	6.76%
153254586	TOTAL SYSTEM SERVICES, INC.	$63,328,571	2.30%
146265173	SENTURE, LLC	$5,451,519	0.20%
078426080	TOTAL SYSTEM SERVICES US, INC.	$3,349,680	0.12%
059538249	EQUIFAX INFORMATION SERVICES LLC	$3,254,941	0.12%
043397520	ABT ASSOCIATES INC.	$2,890,677	0.11%
620862016	EMERGENCY PLANNING MANAGEMENT INC.	$2,372,370	0.09%
002158060	COONEY SOLUTIONS GROUP LLC	$2,211,719	0.08%
805617615	HR DIRECTIONS, LLC	$2,009,579	0.07%
084189547	ASSOCIATION FOR INSTITUTIONAL RESEARCH	$1,762,506	0.06%

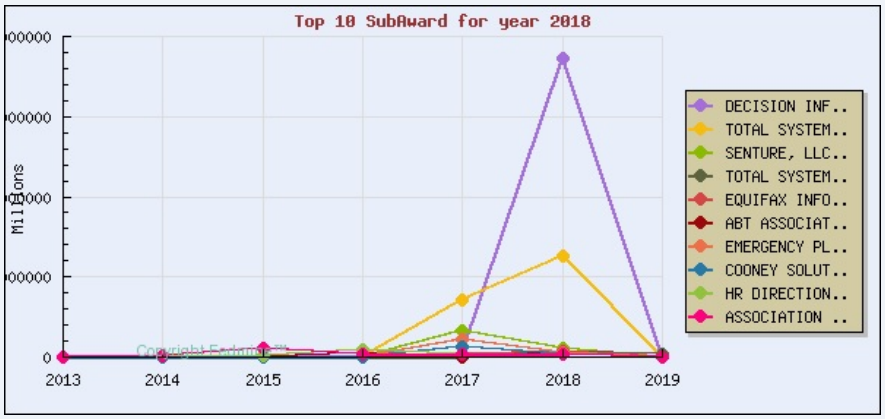

Solicitation KeyStats

FY 2018 ...year to date

Type of Solicitations	Posted Today EDUCATION, DEPARTMENT OF	Posted Today -[ALL Agencies] 04/02/2019	YTD - EDUCATION, DEPARTMENT OF	YTD - All Federal Agencies

GRANTS - Opportunities

FY 2018 ...year to date

Posted Today 04/02/2019	Year To Date	YTD - All Federal Agencies
0	0	30

Copyright FEDMINE LLC, All Rights Reserved

	04/02/2019			
+ Presolicitation Notices	0	99	6	10038
+ Combined Solicitation	0	345	8	24356
+ Award Notices	0	326	3	19325
+ Special Notices	0	79	11	3892
+ Sources sought Notices	1	143	11	9069
+ Sale of surplus property Notices	0	0	0	45

CONTACTS

FY 2018 ...year to date

Contact Elements	Posted Today 04/02/2019	Total Agency Contacts	TOTAL Contacts in FEDMINE for all Federal Agencies
Offices	0	1089	554318
Contracting Officers	0	465	153176
Email Address	0	360	132497
Telephone Numbers	0	318	102665
Fax Numbers	0	33	23272
Mailing Addresses	0	25	40528

LATEST SOLICITATIONS

EDUCATION, DEPARTMENT OF

Type	Solicitation No.	Agency	Office	Location	Zip	NAICS	Date	Response Date	View
Sources Sought Notices	OSEP190017AP	Department of Education	Contracts & Acquisitions Management	Contracts (All ED Components)	20202	541720	04/01/2019	04/10/2019	Details
Solicitation Modifications	OSEP190017AP	Department of Education	Contracts & Acquisitions Management	Contracts (All ED Components)	20202	541720	04/01/2019	04/10/2019	Details

Copyright © 2019 FEDMINE™