

Customized Listing from Search Criteria

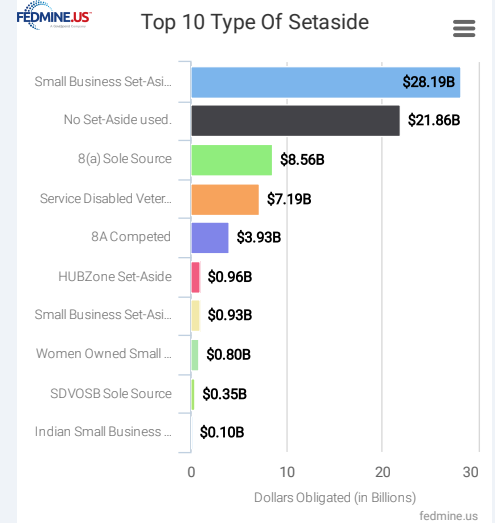
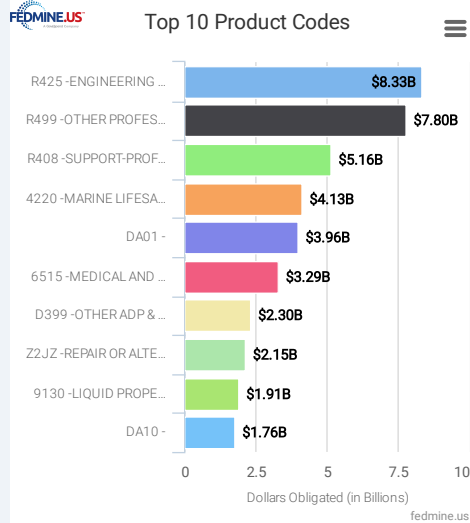
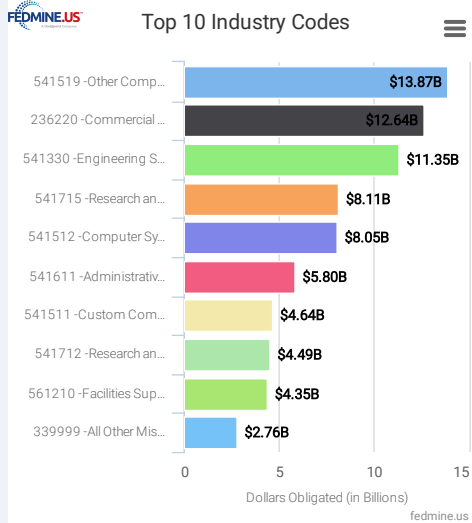
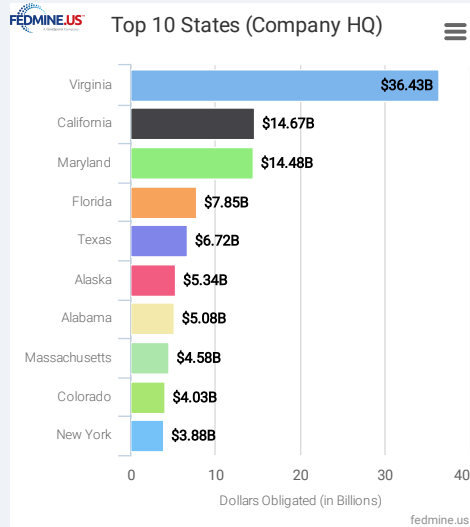
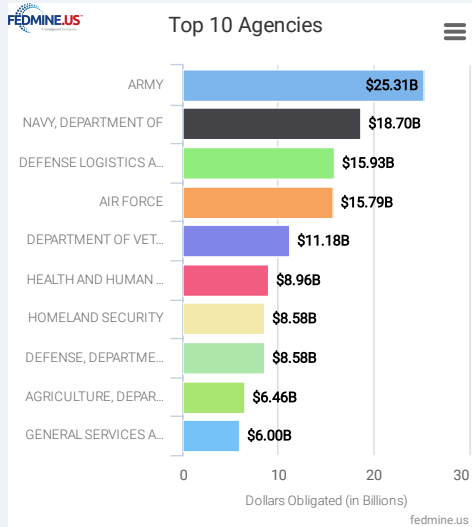
FY: 2022

- TIP 1:** *Reveal specific federal markets by clicking any dark blue NAICS or PSC code from their respective columns*
- TIP 2:** *Click on any Fedmine ID to view its FEDMINE Company Profile*
- TIP 3:** *Click on any light blue dollar amount to view details comprising that total*

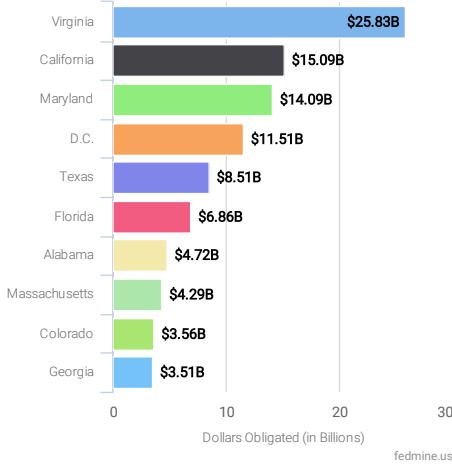
Total Actions : 3,203,943
Total Amount : \$155,201,701,865
Total Companies : 80,357

Selected Criteria

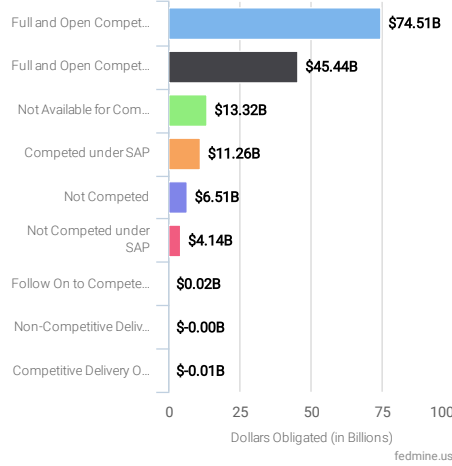
Year: 2022 Type: By (Contracting) Agency Agency: SHOWING RESULTS FOR ALL AGENCIES Socio Economic Indicator: Small Business



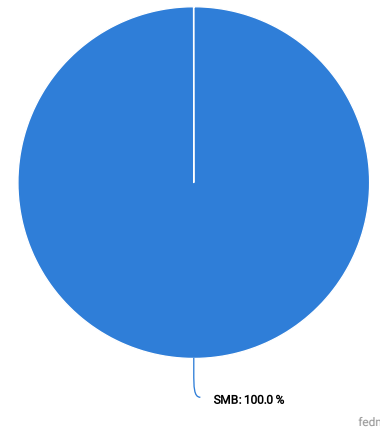
FEDMINE.US Top 10 States (Place Of Performance)



FEDMINE.US Top 10 Competition Categories



FEDMINE.US Small Business vs Other than Small Business



Rank	Verified VOSB / SDVOSB	Fedmine ID	UEI	Company Name	Division Name	# Employees	Total Dollars	No of Actions	%	NAICS Code	PSC Code	State (HQ)
1		F364340448	GJMSFBCNMSK3	ATLANTIC DIVING SUPPLY INCORPORATED		61	\$3,118,088,940.49	62515	2.01%	339999	8405	Virginia
2		F397091114	RSKJC51FNLR3	IHEALTH LAB INC.		1,500	\$1,774,999,987.20	5	1.14%	325413	6515	California
3		F262862178	GHHZCMTGD6J4	COINS 'N THINGS, INC.		32	\$1,145,125,563.54	238	0.74%	331410	9660	Massachusetts
4		F321522048	GFTGQRJ8F959	DEPLOYED RESOURCES, LLC		15	\$867,493,832.81	123	0.56%	541614	W054	New York
5		F234023690	YLE5AAYNVPK6	NOBLE SALES CO., INC.		10	\$748,261,394.84	121375	0.48%	339940	7510	Massachusetts
6		F829145334	JEANDJTZ8HJ3	FCN, INC.	FCN, Inc.	100	\$724,345,824.98	2781	0.47%	541519	7050	Maryland
7		F530554287	UER4AJLUB8D5	THUNDERCAT TECHNOLOGY, LLC		54	\$662,264,071.36	1771	0.43%	541519	7A21	Virginia
8		F339307576	TENRPZGMAGJ6	W. S. DARLEY & CO.		200	\$623,526,853.62	4855	0.40%	336211	4210	Illinois
9		F350508414	H1KHJPJH9R51	FOUR POINTS TECHNOLOGY, L.L.C.		51	\$616,954,079.01	1885	0.40%	541519	7E20	Virginia
10		F304363410	VNAKZRHYAUC7	QUIDEL CORPORATION		322	\$605,542,283.89	1308	0.39%	325412	6640	California
11		F219254389	YD3QNKMHFJ8	PETROMAX REFINING COMPANY LLC		1	\$553,831,503.59	68	0.36%	324110	9130	Texas
12		F363270131	XK11LLUL61A7	NEW TECH SOLUTIONS, INC.		30	\$479,484,401.81	4592	0.31%	541519	DA10	California
13		F266929435	YA63J5PVEZE6	TORCH TECHNOLOGIES INC		270	\$446,247,590.38	418	0.29%	541712	AJ14	Alabama
14		F260576884	CSPNRK2TA2X3	FORS MARSH GROUP LLC		165	\$411,536,817.16	86	0.27%	541910	R408	Virginia
15		F227296257	Y79RWFHLHWD6	ORASURE TECHNOLOGIES, INC.		256	\$409,698,130.69	568	0.26%	541714	AN13	Pennsylvania
16		F535586905	J4KHM5JY79E3	V3GATE, LLC		32	\$385,340,975.36	532	0.25%	541519	D319	Colorado
17		F450334387	X1JJYEW4HAN9	FOUR LLC		26	\$379,687,965.45	957	0.24%	541519	DF01	Virginia
18		F089712529	WN8JFVZTBCA5	MINBURN TECHNOLOGY GROUP, LLC		10	\$377,640,424.51	741	0.24%	541519	D319	Virginia
19		F248325523	MST2Z1EG1HV7	OASIS SYSTEMS, LLC		1,172	\$375,744,369.28	521	0.24%	541712	AC14	Massachusetts
20		F576217055	FCZYF8MGM1K6	NATIONAL AIR CARGO GROUP, INC.		227	\$360,263,874.96	717	0.23%	481211	V121	Florida
21		F228394320	HTYJC5P9ZMH5	SUPPLYCORE, INC	HEADQUARTERS	80	\$342,791,808.42	32170	0.22%	332510	5120	Illinois

22		F512463078	F4M9NB1HD785	COLOSSAL CONTRACTING, LLC	Colossal Contracting, LLC	28	\$341,841,712.67	568	0.22%	541512,	N060,	Virginia
23		F187682922	S9L9DZ8RBNL6	PATRIOT CONTRACT SERVICES, LLC	PATRIOT CONTRACT SERVICES, LLC	450	\$335,513,930.35	395	0.22%	483111,	M1PZ,	California
24		F277601818	CN4KSKX2UQY5	COUNTERTRADE PRODUCTS, INC.		42	\$333,868,278.94	1223	0.22%	541519,	DA10,	Colorado
25		F380461963	WJYNZ8AK2D47	MODERNATX, INC.		268	\$331,273,307.11	15	0.21%	325414,	AN11,	Massachusetts
26		F831527397	R98MW4ZKUUK3	GOVERNMENT ACQUISITIONS, INC.		45	\$330,835,837.53	2234	0.21%	541519,	7050,	Ohio
27		F082806070	L168LBGMAA13	GLOBAL MILITARY PRODUCTS, INC.	Global Military Products, Inc.	3,000	\$323,098,582.46	27	0.21%	332994,	3690,	Florida
28		F089839601	GLGMWJ8EVMR9	LIBERTY IT SOLUTIONS, LLC		340	\$296,392,813.23	36	0.19%	541512,	DA01,	Virginia
29		F224461288	D6JLXUWJLMN4	4CONTRACTOR JV		0	\$291,560,616.00	2	0.19%	236220,	Z2JZ,	Puerto Rico
30		F391590933	CJZ8EW1Q7JJ6	PRECIOUS A-MARK METALS INC		20	\$280,078,934.74	67	0.18%	331491,	9660,	California
31		F353836461	NWKQVQED4C81	DEFENSE SYSTEMS AND SOLUTIONS		1	\$268,511,356.92	285	0.17%	336413,	J016,	Alabama
32		F272350373	M46UYHH4B1	AFFIGENT, LLC		59	\$263,959,439.00	712	0.17%	541519,	7A21,	Virginia
33		F262432094	MDC5LDZKQAM4	BLUE TECH INC.		40	\$263,843,709.78	1630	0.17%	541519,	DA10,	California
34		F551911540	PX72BSBQTKJ3	DMS PHARMACEUTICAL GROUP INC.		31	\$259,922,405.50	42633	0.17%	325411,	6505,	Illinois
35		F354807535	PJ2SP76D3HJ3	SCIENCE SYSTEMS AND APPLICATIONS, INC.		698	\$258,778,710.45	124	0.17%	541712,	AJ53,	Maryland
36		F538902235	CXD5EEEUBM63	PLACID REFINING COMPANY LLC		222	\$246,940,889.05	82	0.16%	324110,	9130,	Louisiana
37		F539549425	FZNC5KF4X6D9	CREDENCE MANAGEMENT SOLUTIONS LIMITED LIABILITY COMPANY		25	\$235,721,118.54	414	0.15%	541330,	R425,	Virginia
38		F315219058	CGAKREGGN9J3	FLEET VEHICLE SOURCE, INC.		7	\$231,512,845.00	11231	0.15%	336211,	2310,	Nevada
39		F312007625	YXRLX5PDCWK4	RADIANCE TECHNOLOGIES, INC.		455	\$229,485,393.20	296	0.15%	541715,	R425,	Alabama
40		F347078990	HEZDP5MN11A3	TCOM LIMITED PARTNERSHIP		39	\$229,308,282.88	27	0.15%	334515,	1550,	Maryland
41		F212781439	JGSGGJTTAMK1	PETRO STAR INC.		308	\$224,311,460.68	559	0.14%	324110,	9140,	Alaska
42		F214992404	M9V9QTHR1H28	MAPP BIOPHARMACEUTICAL, INC.		9	\$215,078,670.69	33	0.14%	541715,	AN13,	California
43		F380152526	LEEMJD9WKDC9	EA ENGINEERING, SCIENCE, AND TECHNOLOGY, INC., PBC		363	\$213,358,138.41	492	0.14%	562910,	F999,	Maryland
44		F082437548	NEMDM7AC9V68	CLASSIC AIR CHARTER INC.	CLASSIC AIR CHARTERS INC	3	\$213,261,801.31	31	0.14%	481219,	V999,	Florida
45		F534003156	KHUUB19KDMA3	APPLIED RESEARCH SOLUTIONS, INC.	Applied Research Solutions, Inc.	580	\$212,441,531.36	291	0.14%	541712,	R425,	Ohio
46		F353455170	KC3CH2MSK7Q3	ANDURIL INDUSTRIES, INC.		0	\$210,026,636.04	55	0.14%	541512,	Y1BG,	California
47		F452404426	NUNVJMJ2UY1	EMERGENT, LLC		50	\$202,194,574.61	480	0.13%	511210,	7C20,	Virginia
48		F079514620	MU3CM1145E44	PROGENY SYSTEMS CORPORATION		469	\$196,447,903.60	195	0.13%	541715,	AD91,	Virginia
49		F565775691	LZ53AT1DCF44	CHEROKEE NATION OPERATIONAL SOLUTIONS, L.L.C.		2	\$188,182,818.54	111	0.12%	541990,	R499,	Oklahoma
50		F274283327	J3KFWB7L63U6	OCEAN SHIPS, INC.		250	\$186,010,232.62	82	0.12%	483111,	V124,	Texas
51		F225705384	R3X2PL2N63L3	ADVANCED C4		190	\$185,644,241.29	22	0.12%	541513,	D399,	Florida


				SOLUTIONS, INC.								
52		F340027462	FD7JDCJ4AMF9	ASRC FEDERAL SYSTEM SOLUTIONS, LLC		48	\$183,179,673.47	262	0.12%	541330,	R425,	Maryland
53		F082833646	DJACUETFQUL8	GOVSMART, INC.		15	\$177,352,654.79	1163	0.11%	541519,	J065,	Virginia
54		F218945686	HNK6ED5J3BN9	INTREPID, L.L.C.		1	\$175,853,873.96	80	0.11%	541712,	R425,	Alabama
55		F340236610	H6WGLRDCU6D8	ASRC FEDERAL FIELD SERVICES, LLC		41	\$172,750,923.67	448	0.11%	561210,	S216,	Maryland
56		F015518972	YZTLALWM4UC7	STERLING COMPUTERS CORPORATION		104	\$172,686,354.40	1176	0.11%	334111,	D319,	South Dakota
57		F345895713	QST7A5N63TL4	RICHARD GROUP LLC		8	\$168,961,096.81	90	0.11%	236220,	Z2AA,	Illinois
58		F366984035	ZYLCHL6TZ3N1	MCP COMPUTER PRODUCTS INC	MCPGOV	0	\$167,092,135.64	342	0.11%	443120,	J070,	California
59		F283490219	Y928UVG75CT6	ALVAREZ LLC		12	\$165,322,785.87	899	0.11%	541519,	J065,	Virginia
60		F452572353	C134QVM1QLB5	HX5,, LLC		0	\$165,180,048.14	273	0.11%	541712,	R425,	Florida
61		F516033325	SVSAKVZJN1S7	B3 GROUP, INC.		44	\$164,566,961.07	66	0.11%	541512,	D322,	Virginia
62		F081769166	QDHNQJ9FHJW1	UNITED CAPITAL INVESTMENT GROUP, INC.		8	\$159,846,902.98	1303	0.10%	324110,	9130,	Virginia
63		F340633615	PQNNHF72NNM6	CHEROKEE NATION STRATEGIC PROGRAMS, LLC	Cherokee Nation Strategic Programs	51	\$159,753,159.95	216	0.10%	561612,	R430,	Oklahoma
64		F284553252	JKJ7JTLJJHR6	IGOV TECHNOLOGIES, INC.	iGov Technologies Inc.	86	\$159,142,408.07	162	0.10%	541519,	7035,	Virginia
65		F085546621	GJ5YALPQMCH1	IT CONCEPTS, INC.		73	\$155,316,482.42	79	0.10%	541512,	D399,	Virginia
66		F317087079	M227DFMCJY67	INTUITIVE RESEARCH AND TECHNOLOGY CORPORATION		108	\$153,696,181.77	387	0.10%	541715,	AJ14,	Alabama
67		F534797873	R8KMUKAJRKJ6	MODERN TECHNOLOGY SOLUTIONS, INC.	Modern Technology Solutions Inc	550	\$153,242,833.82	123	0.10%	541712,	R425,	Virginia
68		F309193757	JLAZY7RHKPJ3	SMS DATA PRODUCTS GROUP, INC.		270	\$151,496,250.28	110	0.10%	541715,	AJ14,	Virginia
69		F340727611	DSHBDPKJCS69	CREATIVE IT SOLUTIONS, LLC		1	\$149,170,490.74	435	0.10%	541513,	DA01,	Oklahoma
70		F353135763	R3G6PWHQRAYS	FAIRWINDS TECHNOLOGIES, LLC		1	\$146,184,408.13	116	0.09%	541330,	R499,	Maryland
71		F291064564	P7SFAJZ6M9J6	FRONTIER TECHNOLOGY INC.		95	\$145,697,657.51	172	0.09%	541511,	D307,	California
72		F822930399	L73LKJ1JCV M7	TISTA SCIENCE AND TECHNOLOGY CORPORATION		115	\$140,393,727.54	72	0.09%	541611,	R408,	Maryland
73		F340107397	ER5UA9TYBGH4	CHARTWELL RX LLC		0	\$139,936,192.86	116	0.09%	325412,	6505,	New York
74		F345549412	Z3BPH2N9K1L9	FIRST NATION GROUP, LLC		100	\$139,050,025.93	630	0.09%	339113,	6515,	Florida
75		F015689589	EJMMJHYDFH6	SOFTWARE INFORMATION RESOURCE CORP.		17	\$138,051,025.94	1216	0.09%	334112,	DA10,	D.C.
76		F511249024	J1ADW6BL8MN5	SPATIAL FRONT INCORPORATED		15	\$137,662,836.31	225	0.09%	541512,	D399,	Virginia
77		F279797256	CL69E7KATK59	MICROTECHNOLOGIES LLC	MicroTech	80	\$136,701,636.90	816	0.09%	541519,	DH01,	Virginia
78		F331193456	VLXGTHQE5E57	DEYENS SHIPYARDS, INC		370	\$136,441,274.00	84	0.09%	336611,	Y1EZ,	South Carolina
79		F224368114	UUZDVET6D9N5	PACWEST-KORTE JV		0	\$135,752,613.00	11	0.09%	236220,	Z2FC,	California
80		F396078507	R5X5DXMX96M4	SOPAKCO, INC.	SOPAKCO, INC.	700	\$135,107,859.08	357	0.09%	311421,	8970,	South Carolina


81		F518705036	YJCQHLKKG3W5	AASKI TECHNOLOGY INC.		114	\$134,984,713.41	100	0.09%	561410,	R499,	New Jersey
82		F347235248	EETHKKLA2VB4	TECOLOTE RESEARCH, INC.	CORPORATE HEADQUARTERS	526	\$134,415,051.05	262	0.09%	541712,	R499,	California
83		F825987228	D1MTH1DW5C65	QUANTITECH LLC	N/A	58	\$134,281,599.95	115	0.09%	541330,	R408,	Alabama
84		F516724343	DGA4AQ4DJYY9	BROADLEAF, INC		60	\$134,030,186.10	305	0.09%	541511,	D399,	Virginia
85		F352609826	ZZYLVTN9ZCQ8	KONIAG MANAGEMENT SOLUTIONS LLC		0	\$134,001,052.41	214	0.09%	541512,	R799,	Alaska
86		F340409351	MC5NT1MDXNJ4	CCI UTILITY AND CONSTRUCTION SERVICES, LLC	CCI Utility and Construction Services	1	\$133,518,188.22	663	0.09%	236220,	Z2LB,	Alaska
87		F299157262	C4KLXJ2N4G91	SEMANTICBITS, LLC		30	\$133,372,105.77	79	0.09%	541519,	D319,	Virginia
88		F228201733	CGE8ABMZLN9	ADVANCED COMPUTER CONCEPTS, INC.		45	\$132,663,241.92	1011	0.09%	541519,	7A20,	Virginia
89		F538874532	UR5TFK3LAVL5	FEDERAL RESOURCES SUPPLY COMPANY		66	\$132,326,287.37	2080	0.09%	334516,	6650,	Maryland
90		F358466545	YNMQH3WNRBN5	HEALTHEON, INC.		47	\$131,664,374.72	99	0.08%	236210,	Y1JZ,	Louisiana
91		F224858019	N6CTZBFDV5J6	ACJV ONE, LLC		0	\$131,430,381.57	11	0.08%	236220,	Z2DZ,	Illinois
92		F335205762	MHMPN3F73NX3	ENVIRONMENTAL RESTORATION, L.L.C.		355	\$130,842,954.15	638	0.08%	562910,	F108,	Missouri
93		F340709514	GN2VKJH7LBC3	TUKNIK GOVERNMENT SERVICES LLC		2	\$130,836,008.09	208	0.08%	541519,	R426,	Alaska
94		F332315231	K97DGB4NAKJ5	LS TECHNOLOGIES, LLC		220	\$130,777,235.45	303	0.08%	541511,	R425,	Virginia
95		F459321629	T8BVM29MEWU5	I3 FEDERAL, LLC		8	\$130,622,256.47	91	0.08%	541519,	7010,	Virginia
96		F345454528	ZZEFBLYZN5B1	RELI GROUP, INC.	RELI Group	35	\$129,694,352.76	171	0.08%	541512,	D399,	Maryland
97		F565775573	EZAFP5HGL3E9	CHEROKEE NATION FEDERAL CONSULTING, L.L.C.		1	\$127,829,928.92	23	0.08%	561110,	R699,	Oklahoma
98		F458463448	JH4EWQC5P261	LAZARUS ENERGY HOLDINGS LLC		91	\$127,629,573.51	473	0.08%	324110,	9130,	Texas
99		F262459004	KLDQF5TYQM45	CHIMERIX, INC.		20	\$126,904,912.00	2	0.08%	541714,	6505,	North Carolina
100		F352334146	V4GVJZF4S263	NAKUPUNA SOLUTIONS, LLC		0	\$125,874,242.94	145	0.08%	541519,	DA01,	Virginia
101		F340919617	J4TDZHLUCUGW3	METGREEN SOLUTIONS INC		2	\$125,059,397.31	229	0.08%	541519,	DA10,	Nebraska
102		F338971568	N8NGW9BXG5R8	MANAGEMENT SERVICES GROUP, INC.	VIRGINIA BEACH OPERATIONS	68	\$125,047,215.74	161	0.08%	541712,	R425,	Virginia
103		F351886028	FJS8P9C6B368	DCS CORPORATION		1,045	\$124,841,333.63	315	0.08%	541712,	AC14,	Virginia
104		F998708143	CYX7XBK19BU4	ANACAPA MICRO PRODUCTS, INC.		25	\$124,557,527.12	460	0.08%	541519,	7B22,	California
105		F839065678	E7RRWZMHYG13	AKIRA TECHNOLOGIES, INC		50	\$124,002,926.86	391	0.08%	541519,	7G21,	D.C.
106		F068235329	SNSLU2QXJ7Z5	NW CONSTRUCTION, INC.	NW CONSTRUCTION INC	10	\$122,853,410.63	7	0.08%	237990,	Z2KA,	Montana
107		F087458345	H4F8YGM78K6	SDV OFFICE SYSTEMS, LLC		5	\$122,582,228.44	535	0.08%	337215,	6530,	North Carolina
108		F388342572	L77SPKGB5G5	MLU SERVICES, INC.		5	\$120,488,318.25	23	0.08%	236220,	N045,	Georgia
109		F340560636	GCR1BVZ4SLP5	TEYA ENTERPRISES LLC		0	\$119,156,412.78	127	0.08%	561210,	S216,	Alaska
110		F086147272	XQJMR89SR6J7	HCI MANAGEMENT SERVICES COMPANY		49	\$118,783,875.70	386	0.08%	561210,	S216,	Nebraska
111		F338291426	TTB1W4DXY7L5	BONGARDS' CREAMERIES	BONGARDS' CREAMERIES	480	\$118,555,624.08	106	0.08%	311512,	8910,	Minnesota

112		F320415596	JAQ3W2MGVNV1	ASTROBOTIC TECHNOLOGY, INC.		14	\$117,426,197.05	60	0.08%	541715,	AR12,	Pennsylvania
113		F345553415	WFQJM5RJ8JX8	INTEGRATED QUALITY SOLUTIONS, LLC		2	\$117,413,813.20	11	0.08%	493110,	6515,	Tennessee
114		F584889474	FYAQJSR3A631	LEADING TECHNOLOGY COMPOSITES, INC.		315	\$117,274,685.53	61	0.08%	333999,	8470,	Kansas
115		F321396235	VMRTJLWMQRH7	HALVIK CORP		30	\$117,049,018.18	230	0.08%	541511,	D399,	Virginia
116		F565516770	HYDWL7JCHBG4	SENECA GLOBAL SERVICES, LLC	SENECA GLOBAL SERVICES LLC	5	\$116,618,237.80	163	0.08%	541930,	R608,	Virginia
117		F459534822	J49CN39QTNW3	GOVERNMENT SCIENTIFIC SOURCE INCORPORATED		125	\$116,593,947.20	18702	0.08%	334516,	6630,	Virginia
118		F266840665	XX2WFHJEFB45	KAMPI COMPONENTS CO., INC.		65	\$116,386,459.45	12648	0.07%	335311,	6150,	Pennsylvania
119		F363644110	J4DNP7JJ1MU3	AXLE INFORMATICS, LLC		5	\$115,750,659.62	286	0.07%	541990,	R707,	Maryland
120		F226892118	YNMDHJ4MWM98	MEDICAL PLACE INC.		39	\$115,252,634.08	39	0.07%	339112,	6515,	Alabama
121		F225068775	UFU3KV3SYHR3	SERRATO CORPORATION		150	\$114,605,643.62	130	0.07%	611519,	M1CZ,	Arizona
122		F340418841	P8P1LNPBERT1	RIVERTECH, LLC		1	\$113,693,393.71	195	0.07%	561612,	R499,	Colorado
123		F317782440	Q56SJRTSJE4	SECURIGENCE LLC		20	\$113,520,836.19	25	0.07%	541511,	D399,	Virginia
124		F839802534	E1KJG94MCPL7	INNOVATIVE MANAGEMENT CONCEPTS, INC.		136	\$113,078,319.06	101	0.07%	541519,	D399,	Virginia
125		F280557978	NQL3JEME2443	GROVE RESOURCE SOLUTIONS, INC.		194	\$112,217,188.11	178	0.07%	541512,	D316,	Maryland
126		F260275823	LJZTDJWPG431	STEAMPUNK, INC.		85	\$111,866,607.74	128	0.07%	541512,	7C20,	Virginia
127		F254895278	HNLAW3XXGG93	CALUMET SHREVEPORT FUELS, LLC.		1,501	\$111,650,421.96	67	0.07%	324110,	9130,	Indiana
128		F288889679	XVNB1QJY5N4	TRIBALCO, LLC		50	\$111,372,732.82	358	0.07%	339113,	4210,	Maryland
129		F458681200	MPJ7FA3XTPQ6	ATA AEROSPACE, LLC		50	\$111,116,398.92	20	0.07%	541712,	1820,	New Mexico
130		F222953334	PJ2BS3KYWKS5	REGAN TECHNOLOGIES CORPORATION		15	\$110,774,868.09	262	0.07%	541519,	7E20,	Connecticut
131		F532003613	N6F2MJSH4WM8	PATRIOT CONSTRUCTION, INC.		35	\$110,661,616.95	63	0.07%	236220,	Z2DA,	California
132		F288880476	DPQEDJ6CXZM5	PANAMERICA COMPUTERS, INC.		20	\$110,628,486.96	621	0.07%	541519,	DA10,	Virginia
133		F309841962	JFFMS6D9JNC6	ENGINEERING RESEARCH AND CONSULTING, INC.		858	\$110,137,757.19	71	0.07%	541712,	AC13,	Alabama
134		F565268162	GW9FLBWB5625	TRILLAMED, LLC		9	\$110,033,983.88	890	0.07%	325412,	6505,	Michigan
135		F270041824	E72DMVYSLFN6	LIBERTY GLOBAL LOGISTICS LLC		334	\$109,696,591.58	21	0.07%	483111,	V115,	New York
136		F389947851	JT4FKJQPH454	LOC PERFORMANCE PRODUCTS, INC.		170	\$109,521,021.64	79	0.07%	336350,	2530,	Michigan
137		F201076837	S7Q4GKNGGA81	HYDROGEOLOGIC, INC.		328	\$108,213,352.30	244	0.07%	562910,	F999,	Virginia
138		F513172879	SFBZYVFXLK13	OBXTEK INC.		125	\$107,742,877.89	111	0.07%	541512,	D301,	Virginia
139		F535221986	Y6EBGJ91P6R5	TATITLEK TECHNOLOGIES, INC.		1	\$107,286,872.81	522	0.07%	541690,	R499,	Alaska
140		F216723275	LERTSV4EQKB3	ESA SOUTH, INC.		30	\$106,231,810.31	50	0.07%	236220,	Y1DZ,	Florida
141		F332568864	YQWKDTNVB4J9	JAMAICA BEARINGS CO. INC.		123	\$106,112,349.10	3352	0.07%	332999,	3120,	New York
142		F831267926	E4ZQM4DEJZB5	PRECISE SYSTEMS, INC.		179	\$106,043,156.49	275	0.07%	541330,	R425,	Maryland

143		F353680951	P5GKBX8FR3M3	BERING GLOBAL SOLUTIONS, LLC		0	\$105,453,399.42	271	0.07%	561210,	S216,	Alaska
144		F454376005	JP1AJYKRSMC4	INFORMATION TECHNOLOGY COALITION, INC.		50	\$104,575,272.40	87	0.07%	541611,	R704,	Virginia
145		F353184045	LG4AXJ2HMHN3	CHUGACH TECHNICAL SOLUTIONS LLC		0	\$104,264,016.92	160	0.07%	541519,	D399,	Alaska
146		F293047171	G4QHA4XRAA86	RSI ENTECH, LLC		270	\$104,116,718.83	61	0.07%	562910,	R799,	Tennessee
147		F568115705	UDNBG3G6ZMM6	SYNERGY BUSINESS INNOVATION & SOLUTIONS INC.	Synergy Business Innovation	9	\$104,062,140.04	126	0.07%	541330,	R499,	Virginia
148		F273136255	MT3CJX6XGNF8	LUKE & ASSOCIATES, INC.		488	\$103,902,042.35	654	0.07%	622110,	Q401,	Florida
149		F372397772	KRGLGTXYRL94	AGILE DEFENSE, INC.		18	\$103,544,726.65	106	0.07%	541512,	D316,	Virginia
150		F511247173	RQ68XNJUBBV5	HERITAGE HEALTH SOLUTIONS, INC.	HERITAGE HEALTH SOLUTIONS, INC.	47	\$103,436,527.60	74	0.07%	524292,	R799,	Texas
151		F303410513	GUXLUYETMM48	ODYSSEY SYSTEMS CONSULTING GROUP, LTD.	N/A	80	\$102,947,720.64	209	0.07%	541712,	AJ14,	Massachusetts
152		F327419384	UA16ZXLPQWY6	GOLDSCHMITT AND ASSOCIATES LLC		8	\$101,182,129.64	40	0.07%	541611,	U006,	Virginia
153		F353663587	FMWVU3EYSVF7	CHEROKEE NATION SYSTEM SOLUTIONS, LLC		1	\$101,076,974.91	448	0.07%	541513,	D399,	Oklahoma
154		F227195869	N69MTSWBLK77	J. F. TAYLOR, INC.		329	\$100,839,553.73	191	0.06%	541715,	AJ14,	Maryland
155		F353291517	MKDBBAKLTE96	D7, LLC		0	\$100,831,028.45	110	0.06%	541519,	DJ01,	Colorado
156		F514455661	FFB9JMAKK3	POWERTRAIN INC		30	\$100,026,907.85	392	0.06%	611430,	U099,	Maryland
157		F224906076	E4HLPEPLJFV8	GREENUP-CAJUN JV LLC		0	\$100,021,121.50	2	0.06%	237990,	Y1PZ,	Louisiana
158		F533718427	E41LV9AJGHQ1	PARAGON MICRO INC.		20	\$99,634,544.68	373	0.06%	443120,	7010,	Illinois
159		F015650964	MKF6VA9NZLR8	EXECUTIVE INFORMATION SYSTEMS, LLC		17	\$99,181,298.16	454	0.06%	541519,	D319,	Maryland
160		F340153037	K5L5KR3MZ538	ASRC FEDERAL DATA SOLUTIONS, LLC		66	\$98,825,244.47	305	0.06%	541715,	AJ11,	Maryland
161		F089740581	D84JK2RNL7V4	GOVERNMENTCIO LLC	GovCIO LLC	322	\$98,789,248.75	47	0.06%	541512,	D318,	D.C.
162		F243631200	KC9TJYEW3KC4	APOGEE ENGINEERING, LLC		62	\$98,076,240.77	224	0.06%	541330,	R499,	Colorado
163		F351919441	VHPJR3MJWV49	SEVENSON ENVIRONMENTAL SERVICES, INC.		488	\$98,009,310.97	70	0.06%	562910,	F999,	New York
164		F352303700	H2EKDUKQQLD3	ASRC FEDERAL PROFESSIONAL SERVICES LLC		0	\$98,008,094.76	159	0.06%	519120,	R605,	Maryland
165		F082331463	MDTGPS4LMMR5	NCS TECHNOLOGIES, INC.		150	\$97,919,842.25	212	0.06%	334111,	7035,	Virginia
166		F331247641	JSAXGRLNEJ63	COLONNA'S SHIP YARD, INCORPORATED		725	\$97,680,604.98	201	0.06%	336611,	1910,	Virginia
167		F340418141	LGYKTQFA4BR5	TUVLI, LLC		0	\$97,532,928.86	449	0.06%	541990,	R699,	Virginia
168		F270962578	NDYNH8RJT3G8	WWC GLOBAL LLC		20	\$97,474,420.97	187	0.06%	541611,	R499,	Florida
169		F345404422	LQ6WU15EKEN1	STUTZ PACKING COMPANY	Stutz Packing Company	35	\$96,819,063.48	81	0.06%	311911,	8915,	California
170		F325923130	UL2BFA85ME72	IRON VINE SECURITY LLC		6	\$96,739,385.63	75	0.06%	541519,	DJ10,	D.C.
171		F352648860	FQGHTNZ5MTN5	SIGNATURE CHOICE LLC		2	\$96,024,568.12	9	0.06%	524292,	R499,	Virginia

172		F380738410	WRLNL96Z2KE4	EAST COAST REPAIR & FABRICATION, L.L.C.		178	\$95,955,813.82	308	0.06%	336611, J998,	Virginia
173		F515659027	UVVNPJPMNH7	NORTH WIND PORTAGE, INC.		450	\$95,955,364.73	39	0.06%	562910, F999,	Idaho
174		F087065787	SA7ZWUEM9RG4	SYSTEMS & TECHNOLOGY RESEARCH LLC		3	\$95,624,847.88	173	0.06%	541715, AZ11,	Massachusetts
175		F340144120	NEQZGGMGAKJ7	ALUTIIQ INFORMATION MANAGEMENT, LLC		38	\$95,526,847.11	271	0.06%	541330, R425,	Alaska
176		F085438238	SGK5EGB9VQM8	ARCTIC SLOPE TECHNICAL SERVICES, INC.		445	\$95,330,779.47	164	0.06%	541330, R499,	Maryland
177		F345466007	HQHKENU27Y83	INTUITIVE MACHINES, LLC		14	\$94,892,681.00	20	0.06%	541715, AR12,	Texas
178		F869175475	KU7MKDUDKGL7	ENTERPRISE RESOURCE PLANNING INTERNATIONAL, LLC		5	\$94,657,502.76	405	0.06%	541513, D399,	Maryland
179		F569386521	Z78DJNKYJ2K5	DYNAMIC SYSTEMS, INC.		39	\$93,925,336.38	568	0.06%	541519, DA10,	California
180		F340741519	S6Z7GMYZCFB3	DAWSON ENTERPRISES, LLC		1	\$93,495,377.53	467	0.06%	561210, S216,	Hawaii
181		F345424187	L97MMG5VW9N7	BEACON POINT ASSOCIATES LLC		9	\$93,118,508.76	7611	0.06%	333318, 6930,	Florida
182		F331457611	D9KZT4XZLP21	ASRC COMMUNICATIONS, LTD.		66	\$92,991,681.75	361	0.06%	561210, Z1AZ,	Maryland
183		F340260733	JD85DN2HY8K4	VETERAN INFORMATION TECHNOLOGIES, LLC	Veteran Information Technologies, LLC	1	\$92,987,981.36	226	0.06%	541519, 7K20,	Colorado
184		F534926017	HL37EAQNDKV5	RESOURCE MANAGEMENT CONCEPTS INC		95	\$92,424,342.19	142	0.06%	541715, R408,	Maryland
185		F345797841	HH52KZGMV2Y6	VETERANS EZ INFO INC.	Software Development Services	69	\$92,290,086.50	52	0.06%	541512, D399,	California
186		F340032823	C5C8XHL7ZCY5	KCI-ACUITY, LLC		0	\$92,254,281.04	56	0.06%	541512, R415,	Virginia
187		F397602955	QLPVYV6GY874	AERO FLITE INC	Aero-Flite Inc.	70	\$92,214,947.86	128	0.06%	481212, V119,	Washington
188		F353844437	C6EMRJ67V4M3	AGILE DECISION SCIENCES, LLC		0	\$92,145,764.20	131	0.06%	541715, AR11,	Alabama
189		F214698252	KUL3NEMACE79	VENTECH SOLUTIONS INC.		60	\$92,136,625.17	15	0.06%	541512, DA01,	Ohio
190		F296580542	GKQLCAPM47Y5	AERO SIMULATION, INC.		125	\$91,888,880.56	46	0.06%	541715, AC12,	Florida
191		F340350606	VJPCB8N3JYK3	CHEROKEE NATION MANAGEMENT & CONSULTING, L.L.C.		163	\$91,756,338.56	171	0.06%	541620, F999,	Oklahoma
192		F225376305	NS7TRNRTKWG4	NH1 JV		0	\$91,528,216.00	4	0.06%	236220, Y1GA,	Utah
193		F821198902	N2WKZLLGTL7	EMR, INC.	EMR INC - ENTIRE COMPANY	262	\$91,342,493.93	71	0.06%	236220, Y1JZ,	Florida
194		F324777208	PLXPJBCX84H5	NOVA TECHNOLOGIES AN EMPLOYEE OWNED ENGINEERING COMPANY		110	\$91,199,822.59	38	0.06%	541330, R425,	Florida
195		F544615906	PPMBFPRXNAJ9	AUGUST SCHELL ENTERPRISES, INC.		20	\$91,024,087.57	323	0.06%	541519, 7035,	Maryland
196		F296264813	F3XNVDG59VH7	CUSTOM MECHANICAL SYSTEMS, CORP.		60	\$90,695,727.00	88	0.06%	236220, Y1JZ,	Indiana
197		F340112975	C5DRJNDU5LD7	BOWHEAD MISSION SOLUTIONS, LLC		1	\$90,659,504.09	129	0.06%	541330, R408,	Virginia
198		F516325603	GK55J77VGN84	CYNERGY PROFESSIONAL		10	\$90,489,871.56	449	0.06%	541519, J063,	California

				SYSTEMS LLC								
199		F322042010	MHJ2S6K2LKP5	MILLENNIUM ENGINEERING AND INTEGRATION CO.		300	\$90,465,966.75	188	0.06%	541712, AJ31,		Virginia
200		F451201249	U8H9F5MLU957	THREE WIRE SYSTEMS, LLC		70	\$90,046,180.35	246	0.06%	541519, 7E20,		Virginia

Source:  FEDMINE analysis of Federal Procurement Data system - Next Generation Data (FPDS-NG)

Copyright © 2023 FEDMINE™