

## Customized Listing from Search Criteria

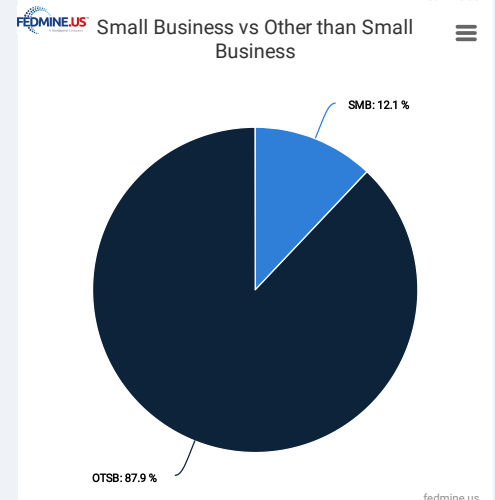
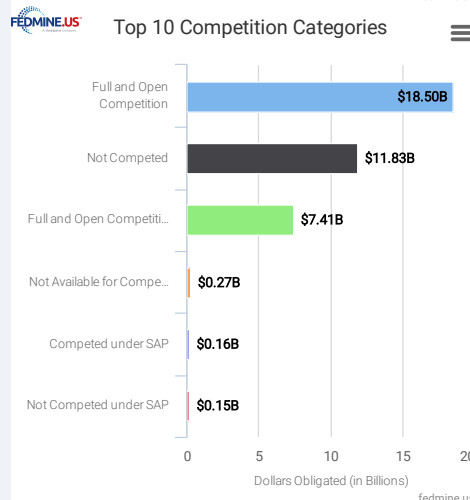
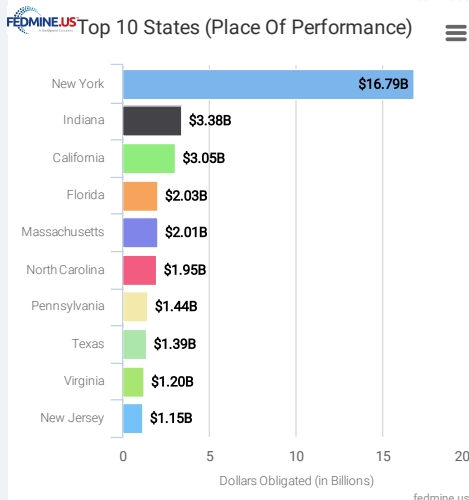
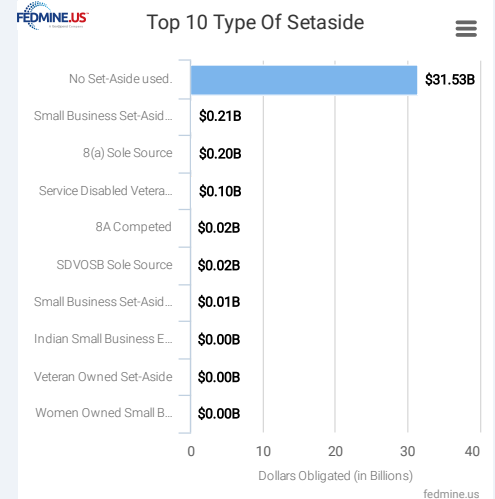
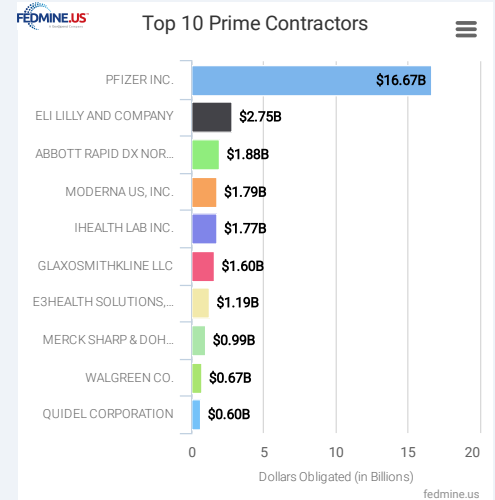
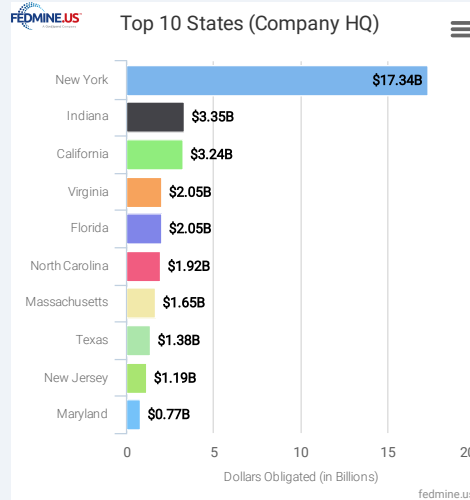
FY: 2022

- TIP 1: *Reveal specific federal markets by clicking any dark blue NAICS or PSC code from their respective columns*
- TIP 2: *Click on any Fedmine ID to view its FEDMINE Company Profile*
- TIP 3: *Click on any light blue dollar amount to view details comprising that total*

Total Actions : 22,950  
Total Amount : \$38,338,901,572  
Total Companies : 4,128

### Selected Criteria

Year: 2022 Type: By (Contracting) Agency National Interest Action Code: P20C - COVID-19 2020 Agency: SHOWING RESULTS FOR ALL AGENCIES



| Rank | Verified VOSB / SDVOSB  | Fedmine ID | UEI           | Company Name   | Division Name                      | # Employees | Total Dollars       | No of Actions | %      | NAICS Code | PSC Code | State (HQ)     |
|------|---|------------|---------------|--|------------------------------------|-------------|---------------------|---------------|--------|------------|----------|----------------|
| 1    |   | F332168709 | MHBQULRMEEJ5  | PFIZER INC.  |                                    | 103,690     | \$16,670,074,664.60 | 32            | 43.48% | 325414,    | 6505,    | New York       |
| 2    |   | F338762169 | UHHVNTY54K68  | ELI LILLY AND COMPANY                                    |                                    | 41,626      | \$2,752,650,000.00  | 10            | 7.18%  | 325412,    | 6505,    | Indiana        |
| 3    |   | F568364187 | P782RNU1NNK3  | ABBOTT RAPID DX NORTH AMERICA, LLC                       |                                    | 5,553       | \$1,878,410,180.50  | 217           | 4.90%  | 423450,    | 6550,    | Florida        |
| 4    |   | F224868793 | G5BFKJLDML6   | MODERNA US, INC.   | MODERNA US INC                     | 0           | \$1,788,400,000.00  | 5             | 4.66%  | 325412,    | 6505,    | Massachusetts  |
| 5    |   | F397091114 | RSKJCS1FNLR3  | IHEALTH LAB INC.   |                                    | 1,500       | \$1,774,999,987.20  | 5             | 4.63%  | 325413,    | 6515,    | California     |
| 6    |   | F284153422 | FRHTPHMZMX47  | GLAXOSMITHKLINE LLC                                      |                                    | 99,913      | \$1,595,782,288.02  | 9             | 4.16%  | 325412,    | 6505,    | North Carolina |
| 7    |   | F355638020 | ZAFVPWKFTFB8  | E3HEALTH SOLUTIONS, LLC                                  |                                    | 0           | \$1,192,636,645.00  | 7             | 3.11%  | 621511,    | Q301,    | Texas          |
| 8    |   | F332124832 | FCFDA78HKKG2  | MERCK SHARP & DOHME CORP.                                |                                    | 65,877      | \$993,900,534.57    | 3             | 2.59%  | 325414,    | Z2EC,    | New Jersey     |
| 9    |   | F335089381 | HRE3UMLEM2P5  | WALGREEN CO.   | Walgreen Co.                       | 204,000     | \$667,812,678.00    | 7             | 1.74%  | 621511,    | Q301,    | Illinois       |
| 10   |   | F304363410 | VNAKZRHYAUC7  | QUIDEL CORPORATION                                       |                                    | 322         | \$604,801,770.60    | 695           | 1.58%  | 334516,    | Q301,    | California     |
| 11   |   | F405125905 | GC145NHBJN1   | SIEMENS HEALTHCARE DIAGNOSTICS INC.                      | SIEMENS HEALTHCARE DIAGNOSTICS     | 24,300      | \$596,889,247.30    | 18            | 1.56%  | 334516,    | 6630,    | Massachusetts  |
| 12   |   | F548928985 | E5K2ZJ8CTJH4  | ASTRAZENECA PHARMACEUTICALS LP                           |                                    | 57,500      | \$575,889,101.00    | 7             | 1.50%  | 325412,    | 6505,    | Delaware       |
| 13   |   | F332567881 | JDMDFEZBYH36  | ROCHE DIAGNOSTICS CORPORATION                            |                                    | 78,604      | \$573,683,266.90    | 64            | 1.50%  | 334516,    | 6630,    | Indiana        |
| 14   |   | F098422777 | W6HQTMMWB9Q28 | CEPHEID  |                                    | 934         | \$457,970,068.11    | 181           | 1.19%  | 334516,    | 6630,    | California     |
| 15   |   | F227296257 | Y79RWFLHWDM6  | ORASURE TECHNOLOGIES, INC.                               |                                    | 256         | \$399,516,472.32    | 344           | 1.04%  | 541714,    | AN13,    | Pennsylvania   |
| 16   |   | F584427485 | DSUSFJFR9A33  | CHEMONICS INTERNATIONAL, INC                             |                                    | 2,500       | \$350,798,563.00    | 8             | 0.91%  | 541611,    | R425,    | D.C.           |
| 17   |   | F290003798 | HV8BBH9BP8Y9  | LEIDOS BIOMEDICAL RESEARCH, INC.                         |                                    | 43,000      | \$274,795,604.49    | 38            | 0.72%  | 541715,    | AN12,    | Maryland       |
| 18   |   | F260576884 | CSPNRK2TA2X3  | FORS MARSH GROUP LLC                                     |                                    | 165         | \$257,062,781.33    | 5             | 0.67%  | 511199,    | R701,    | Virginia       |
| 19   |   | F998083907 | DAZFJEU4NLU3  | MINUTECLINIC, L.L.C.                                     |                                    | 0           | \$226,712,135.00    | 12            | 0.59%  | 621511,    | Q301,    | Rhode Island   |
| 20   |   | F402436207 | GPYDJ1NKULS8  | HENSEL PHELPS CONSTRUCTION CO.                           |                                    | 2,243       | \$200,505,834.00    | 7             | 0.52%  | 236220,    | Y1JZ,    | Virginia       |
| 21   |   | F384872904 | SMNWM6HN79X5  | GENERAL DYNAMICS INFORMATION TECHNOLOGY, INC.            | Headquarters                       | 92,000      | \$190,879,746.20    | 40            | 0.50%  | 541511,    | R702,    | Virginia       |
| 22   |   | F248460455 | TXNJU9N2PHJ7  | CVS PHARMACY, INC.                                       | CVS/Pharmacy                       | 0           | \$164,206,803.00    | 2             | 0.43%  | 621999,    | Q701,    | Rhode Island   |
| 23   |   | F402788158 | URLHLRNCAU75  | AMERICAN MEDICAL RESPONSE, INC.                          | AMERICAN MEDICAL RESPONSE          | 25,000      | \$142,040,320.82    | 62            | 0.37%  | 621910,    | Q999,    | Colorado       |
| 24   |   | F512404950 | TX93U6MEVEQ4  | RITE AID HDQTRS. CORP.                                   | Rite Aid Hdqtrs. Corp.             | 0           | \$138,179,568.00    | 4             | 0.36%  | 621511,    | Q301,    | Pennsylvania   |
| 25   |   | F186947964 | ZANENSW6C665  | PPD DEVELOPMENT, L.P.                                    |                                    | 10,400      | \$132,026,787.00    | 7             | 0.34%  | 541712,    | AN81,    | North Carolina |
| 26   |   | F335744563 | LD1MPMMCBWJ9  | HAMILTON COMPANY   |                                    | 515         | \$128,162,524.00    | 2             | 0.33%  | 541715,    | 6505,    | Nevada         |
| 27   |   | F868093101 | CNM4U3TPGUE7  | LONGVIEW INTERNATIONAL TECHNOLOGY SOLUTIONS INCORPORATED |                                    | 750         | \$120,112,199.00    | 1             | 0.31%  | 621999,    | Q701,    | Virginia       |
| 28   |   | F398197873 | UC5SPMUJF8V3  | QUEST DIAGNOSTICS INCORPORATED                           |                                    | 11,000      | \$110,690,101.06    | 76            | 0.29%  | 621511,    | Q301,    | New Jersey     |
| 29   |   | F557817425 | MC27B7LGBL34  | DRS NETWORK & IMAGING SYSTEMS, LLC                       | DRS Network & Imaging Systems, LLC | 75,000      | \$97,352,993.40     | 6             | 0.25%  | 334111,    | 7010,    | Florida        |
| 30   |  | F327419384 | UA16ZXLPQWY6  | GOLDSCHMITT AND ASSOCIATES LLC                           |                                    | 8           | \$94,384,080.60     | 5             | 0.25%  | 541512,    | DA10,    | Virginia       |






|    |   |            |               |   |                                      |         |                 |     |       |         |       |                |
|----|---|------------|---------------|---|--------------------------------------|---------|-----------------|-----|-------|---------|-------|----------------|
| 31 |   | F320262958 | CKV2L9GZKJK3  | DELOITTE CONSULTING LLP                                   |                                      | 13,000  | \$92,393,915.60 | 58  | 0.24% | 541512, | R408, | Virginia       |
| 32 |   | F223034945 | D5S9JZ1KDP49  | NATIONAL COLLEGIATE INVENTORS & INNOVATORS ALLIANCE, INC. |                                      | 49      | \$91,953,577.91 | 28  | 0.24% | 541990, | H266, | Massachusetts  |
| 33 |   | F366580014 | M3DQYY15GLP8  | AGILITI HEALTH, INC.                                      |                                      | 2,000   | \$91,814,822.10 | 17  | 0.24% | 339113, | 6530, | Minnesota      |
| 34 |   | F224779521 | ZZN7NVV7JKG9  | PHLOW CORP.   |                                      | 0       | \$87,000,000.00 | 4   | 0.23% | 325412, | AN17, | Virginia       |
| 35 |   | F225931470 | RZ71N8REN3F6  | PREMIX, INC.  | Premix, Inc.                         | 0       | \$79,869,431.00 | 1   | 0.21% | 541715, | 6505, | North Carolina |
| 36 |   | F266982354 | DP4CNEMUF5F3  | BECTON, DICKINSON AND COMPANY                             |                                      | 28,000  | \$76,215,351.23 | 23  | 0.20% | 334516, | 6640, | Maryland       |
| 37 |   | F316301365 | NHYWLYK6NBM8  | LABORATORY CORPORATION OF AMERICA                         |                                      | 26,000  | \$75,003,011.72 | 19  | 0.20% | 621511, | Q301, | North Carolina |
| 38 |   | F370935263 | NVUWAFWQ57S5  | WESTAT, INC.  |                                      | 4,912   | \$74,050,802.00 | 10  | 0.19% | 541720, | R499, | Maryland       |
| 39 |   | F366328489 | T2SDN8AHFSY6  | OPTUMSERVE TECHNOLOGY SERVICES, INC.                      | OPTUMSERVE TECHNOLOGY SERVICES, INC. | 362     | \$69,737,627.21 | 14  | 0.18% | 524292, | Q701, | Maryland       |
| 40 |   | F814655490 | MH3KVHJN8KG9  | RIGHT TO CARE   | Right To Care                        | 350     | \$68,733,914.00 | 3   | 0.18% | 541990, | AN41, |                |
| 41 |   | F451892322 | VG33D45QVLE3  | SOEXO MANAGEMENT INC.                                     |                                      | 120,000 | \$68,093,607.13 | 10  | 0.18% | 722310, | S203, | Maryland       |
| 42 |   | F392763234 | XFHRZSRBK6Q1  | MCKESSON MEDICAL-SURGICAL GOVERNMENT SOLUTIONS LLC        |                                      | 73,000  | \$66,198,810.79 | 10  | 0.17% | 339112, | 6515, | Virginia       |
| 43 |   | F311776398 | MKDBJ94R2X65  | MEDEA INC.  | Medea Inc                            | 0       | \$62,406,603.20 | 4   | 0.16% | 325413, | 6515, | California     |
| 44 |   | F337338865 | CNJNIQ1GMSN55 | INBIOS INTERNATIONAL, INC                                 |                                      | 60      | \$61,084,115.54 | 8   | 0.16% | 325413, | 6515, | Washington     |
| 45 |    | F345651928 | NY5CBEXJJL16  | RP PROFESSIONAL SERVICES, LLC                             |                                      | 2       | \$59,691,321.60 | 1   | 0.16% | 541519, | R499, | Virginia       |
| 46 |   | F360195612 | DQGCJXN24LK1  | LABCON, NORTH AMERICA                                     | Labcon                               | 800     | \$59,262,662.00 | 1   | 0.15% | 339113, | 6515, | California     |
| 47 |   | F363644110 | J4DNP7JJ1MU3  | AXLE INFORMATICS, LLC                                     |                                      | 5       | \$59,029,275.63 | 42  | 0.15% | 541990, | R707, | Maryland       |
| 48 |   | F380461963 | WJYNZ8AK2D47  | MODERNATX, INC.   |                                      | 268     | \$59,026,960.52 | 9   | 0.15% | 325412, | 6505, | Massachusetts  |
| 49 |   | F394097384 | KT4MLLHK99V6  | AMERICAN TYPE CULTURE COLLECTION                          |                                      | 400     | \$57,206,895.61 | 11  | 0.15% | 325413, | 6550, | Virginia       |
| 50 |   | F340960546 | JG1JX6NL39U7  | GUIDEHOUSE LLP  |                                      | 35,759  | \$55,371,516.34 | 33  | 0.14% | 541519, | R499, | Virginia       |
| 51 |   | F868225051 | YV7LJS28ERK8  | MAXIM BIOMEDICAL, INC.                                    |                                      | 25      | \$54,640,000.00 | 5   | 0.14% | 621511, | Q301, | Maryland       |
| 52 |   | F345593001 | MVMDQCBUKEP4  | GOLDBELT SECURITY LLC                                     | GOLDBELT SECURITY LLC                | 25      | \$50,610,743.51 | 3   | 0.13% | 325413, | 6515, | Virginia       |
| 53 |   | F224053765 | KZYTE3MK5765  | AMI EXPEDITIONARY HEALTHCARE (USA) LLC                    |                                      | 0       | \$50,248,494.01 | 9   | 0.13% | 621999, | Q999, | Virginia       |
| 54 |   | F394396102 | FAA2LVENETH4  | TECHNICAL RESOURCES INC                                   |                                      | 180     | \$48,793,739.69 | 11  | 0.13% | 541712, | AN15, | Maryland       |
| 55 |   | F270913620 | N1C5QLNPJLS4  | DELL FEDERAL SYSTEMS L.P.                                 |                                      | 100,000 | \$46,335,271.25 | 1   | 0.12% | 541519, | D399, | Texas          |
| 56 |   | F338095125 | Y3FCQR7FW2E1  | KELLY SERVICES, INC.                                      |                                      | 6,600   | \$45,641,238.73 | 20  | 0.12% | 541690, | R499, | Michigan       |
| 57 |   | F325919729 | J2JCGHXL8FF3  | COLOR GENOMICS, INC.                                      |                                      | 70      | \$44,071,096.00 | 1   | 0.11% | 541380, | Q701, | California     |
| 58 |  | F866907706 | NP74V9C64DN5  | KNIGHT POINT SYSTEMS, LLC                                 |                                      | 110     | \$42,000,000.00 | 2   | 0.11% | 541519, | DG01, | Virginia       |
| 59 |   | F212785342 | G5XXLHZSW8X3  | LOGISTICS HEALTH, INC.                                    |                                      | 166,000 | \$40,675,243.31 | 134 | 0.11% | 541990, | Q201, | Wisconsin      |
| 60 |   | F340960546 | N9NJK877QJK9  | GUIDEHOUSE LLP  |                                      | 1,368   | \$39,914,102.25 | 16  | 0.10% | 541612, | R499, | Virginia       |
| 61 |   | F455195908 | R3G6PWHQRAYS  | MARSHALL COMMUNICATIONS CORP.                             |                                      | 1       | \$39,618,649.59 | 7   | 0.10% | 541519, | 7A21, | Maryland       |
| 62 |   | F338065594 | JCBMLGPE6Z71  | BOOZ ALLEN  |                                      | 12,000  | \$39,177,891.37 | 30  | 0.10% | 541512, | DA01, | Virginia       |


|    |   |               |              |  |                                   |         |                 |    |       |         |       |                |
|----|---|---------------|--------------|--|-----------------------------------|---------|-----------------|----|-------|---------|-------|----------------|
|    |   |               |              | HAMILTON INC.  |                                   |         |                 |    |       |         |       |                |
| 63 |   | F188639212    | U9J7XQNBQA8  | CONTROLANT HF.                                       |                                   | 0       | \$38,593,224.99 | 2  | 0.10% | 541690, | Q701, |                |
| 64 |   | F187662901    | TREKW6J3QSF5 | MAXIMUS FEDERAL SERVICES, INC.                       |                                   | 650     | \$38,578,263.29 | 25 | 0.10% | 541512, | DA10, | Virginia       |
| 65 |   | F228954145    | KY2GUGWZ4L87 | CELLTRION USA, INC.                                  |                                   | 0       | \$37,941,480.00 | 12 | 0.10% | 325412, | 6640, | New Jersey     |
| 66 |   | F249308820    | L9Z1ASN3B8E7 | VIASAT INCORPORATED                                  |                                   | 2,027   | \$34,345,740.00 | 1  | 0.09% | 517410, | 7B22, | California     |
| 67 |   | F342421359    | QYJ2KNL8G6B5 | MANAGEMENT SCIENCES FOR HEALTH, INC.                 |                                   | 2,200   | \$31,385,229.00 | 7  | 0.08% | 541990, | R425, | Massachusetts  |
| 68 |    | F540269471    | ZF3FU6YEXKE8 | GHOST RX INC   |                                   | 7       | \$30,362,316.73 | 56 | 0.08% | 561320, | Q301, | Florida        |
| 69 |   | F291846849    | GE75H6G8HKM5 | EUROFINS GENOMICS LLC                                |                                   | 12,000  | \$30,000,000.00 | 1  | 0.08% | 325413, | 6640, | Kentucky       |
| 70 |   | F830503520    | N9XPWPUFT4L9 | RER SOLUTIONS, INC.                                  |                                   | 23      | \$30,000,000.00 | 3  | 0.08% | 541611, | R499, | Virginia       |
| 71 |   | F340024504    | GYLUH9UXHDX5 | VANDERBILT UNIVERSITY MEDICAL CENTER                 |                                   | 20,800  | \$29,383,385.84 | 5  | 0.08% | 622110, | R499, | Tennessee      |
| 72 |   | F308183657    | NBQCBJ6FXBU4 | EMMES COMPANY, LLC, THE                              |                                   | 490     | \$28,793,848.00 | 6  | 0.08% | 541713, | R702, | Maryland       |
| 73 |   | F186213096    | FSY4LVSBGW87 | PALANTIR TECHNOLOGIES INC.                           |                                   | 550     | \$27,436,406.36 | 9  | 0.07% | 511210, | 7A21, | Colorado       |
| 74 |   | F352362595    | UM53UXLSQNF5 | TANAQ SUPPORT SERVICES, LLC                          |                                   | 0       | \$27,278,722.32 | 12 | 0.07% | 561990, | R499, | Alaska         |
| 75 |   | F208307651    | JCYZYQ7JGF5  | AEROJET ROCKETDYNE OF DE, INC                        | Aerojet Rocketdyne of DE, Inc,    | 2,500   | \$26,690,276.18 | 1  | 0.07% | 541712, | AB94, | California     |
| 76 |    | F090069480    | VK37UK2W2CB4 | RAPID TEMPS, INC.                                    |                                   | 135     | \$26,598,665.91 | 58 | 0.07% | 561320, | Q401, | New Mexico     |
| 77 |    | F353713969    | E2UBKGNGCX7  | MILLBROOK SUPPORT SERVICES, INC.                     | Millbrook Support Services, Inc.  | 1       | \$26,331,413.68 | 74 | 0.07% | 561320, | Q201, | New York       |
| 78 |   | F407942775    | XFJMYSYFJEK4 | LOCKHEED MARTIN CORPORATION                          |                                   | 112,000 | \$26,116,395.00 | 1  | 0.07% | 336414, | H914, | Texas          |
| 79 |   | F211780220    | YSQMHR54HSC5 | KBR SERVICES, LLC                                    | Readiness & Sustainment           | 21,500  | \$25,673,939.04 | 10 | 0.07% | 561210, | R706, | Texas          |
| 80 |   | F822103906    | M69LTP4RZZN9 | INTERNATIONAL BUSINESS & TECHNICAL CONSULTANTS, INC. |                                   | 30      | \$25,653,845.56 | 11 | 0.07% | 541330, | R425, | Virginia       |
| 81 |   | F367449815    | QKC5FQ63F7Z4 | MEDICAL SCIENCE & COMPUTING, LLC                     |                                   | 12,494  | \$24,621,290.67 | 54 | 0.06% | 541990, | R707, | Maryland       |
| 82 |   | F340709514    | GN2VKJH7LBC3 | TUKNIK GOVERNMENT SERVICES LLC                       |                                   | 2       | \$24,519,855.84 | 3  | 0.06% | 541611, | R499, | Alaska         |
| 83 |   | F377154401    | TP7EK8DZV6N5 | DUKE UNIVERSITY                                      | OFFICE OF RESEARCH ADMINISTRATION | 31,000  | \$23,721,926.33 | 13 | 0.06% | 541714, | AN12, | North Carolina |
| 84 |   | F836015442    | ZBPQEJVECT4  | PERATON INC.   | Peraton Inc.                      | 3,500   | \$23,164,315.28 | 12 | 0.06% | 517919, | D318, | Virginia       |
| 85 |   | F228077929    | H4Q7ARYVYWN5 | GOLDSCHMITT-CRI LLC                                  |                                   | 0       | \$22,984,598.87 | 7  | 0.06% | 518210, | DA10, | Virginia       |
| 86 |  | F535586905    | J4KHM5JY79E3 | V3GATE, LLC  |                                   | 32      | \$22,630,025.35 | 8  | 0.06% | 541519, | 7A21, | Colorado       |
| 87 |   | FN9JYH38JLG1W | GY9NJLJH83W1 | ROCHE MOLECULAR SYSTEMS, INC.                        |                                   | 0       | \$22,624,000.00 | 1  | 0.06% | 334516, | Q301, | New Jersey     |
| 88 |   | F538179824    | ED44Y3W6P7B9 | UNIVERSITY OF ARIZONA                                |                                   | 15,615  | \$22,406,854.00 | 2  | 0.06% | 611310, | AN11, | Arizona        |
| 89 |   | F268185694    | SML4NN2CT556 | BOEING COMPANY, THE                                  |                                   | 160,000 | \$21,199,856.00 | 1  | 0.06% | 336414, | AR11, | Alabama        |
| 90 |  | F459321629    | T8BVM29MEWU5 | I3 FEDERAL, LLC                                      |                                   | 8       | \$20,668,389.72 | 2  | 0.05% | 541519, | DH10, | Virginia       |
| 91 |   | F232465653    | ULJ3VFQNYKQ4 | U.S. MARINE MANAGEMENT, INCORPORATED                 |                                   | 106     | \$19,780,236.94 | 3  | 0.05% | 483111, | V124, | Virginia       |
| 92 |   | F340784622    | ZMXAHH8M8VL8 | OSHKOSH DEFENSE, LLC                                 |                                   | 13,300  | \$19,663,691.73 | 80 | 0.05% | 336992, | 2355, | Wisconsin      |
| 93 |   |               |              | NATIVE AMERICAN                                      |                                   | 135     | \$19,494,245.00 | 1  | 0.05% | 621111, | Q999, | Arizona        |

|     |  |               |   |                                     |         |                 |     |       |         |       |               |  |
|-----|--|---------------|---|-------------------------------------|---------|-----------------|-----|-------|---------|-------|---------------|--|
|     | F275481160   | MQGXUX1QMZL8  | CMNTY HLTH CTR                          |                                     |         |                 |     |       |         |       |               |  |
| 94  | F336935781   | SZN1MPHQN853  | EDUCATIONAL TESTING SERVICE             |                                     | 3,060   | \$19,213,673.00 | 4   | 0.05% | 541720, | B506, | New Jersey    |  |
| 95  | F398589747   | NCEGPN78SNF7  | MESA BIOTECH, INC.                      | MESA BIOTECH, INC                   | 0       | \$18,895,181.65 | 3   | 0.05% | 541715, | AN13, | California    |  |
| 96  | F826438789   | JMLKZZ1NL2Z6  | GEO GROUP INC., THE                     |                                     | 203     | \$18,604,204.94 | 6   | 0.05% | 561210, | G004, | Florida       |  |
| 97  | F218670869   | TK6ZFFKTFJ77  | FOAMTEC INTERNATIONAL, LLC              | Foamtec International, LLC          | 0       | \$18,388,779.00 | 1   | 0.05% | 326150, | 9390, | Texas         |  |
| 98  | F459743630   | NAU7JL144AR9  | AMN HEALTHCARE, INC.                    |                                     | 900     | \$17,766,164.37 | 54  | 0.05% | 541990, | Q201, | California    |  |
| 99  | F344738643   | SUNNT37THW97  | CROSBY MARKETING COMMUNICATIONS INC.    |                                     | 49      | \$17,376,882.31 | 3   | 0.05% | 541810, | R701, | Maryland      |  |
| 100 | F309012758   | MKNJPM6CKSP9  | AB STAFFING SOLUTIONS, LLC              | N/A                                 | 480     | \$17,336,517.20 | 132 | 0.05% | 561320, | Q401, | Arizona       |  |
| 101 | F373973137   | DMHDNDPCWUD1  | THE MITRE CORPORATION                   |                                     | 7,563   | \$17,241,280.88 | 10  | 0.04% | 541618, | R408, | Virginia      |  |
| 102 | F353147260   | PK29BHT5S9C5  | CHICKASAW HEALTH CONSULTING, LLC        |                                     | 1       | \$16,020,276.87 | 7   | 0.04% | 541990, | R499, | Oklahoma      |  |
| 103 | F569657162   | HNN4F9JZWDY8  | PALANTIR USG, INC.                      |                                     | 1,974   | \$16,000,000.00 | 1   | 0.04% | 518210, | DA10, | California    |  |
| 104 | F564522868   | ZRHJUJQSBR4   | GINKGO BIOWORKS, INC.                   |                                     | 22      | \$15,979,933.00 | 1   | 0.04% | 541380, | B504, | Massachusetts |  |
| 105 | F348901466   | Z1L9F1MM1RY3  | CHILDREN'S HOSPITAL CORPORATION, THE    |                                     | 12,000  | \$15,827,548.58 | 5   | 0.04% | 541712, | AZ12, | Massachusetts |  |
| 106 |  F350508414 | H1KHJPJH9R51  | FOUR POINTS TECHNOLOGY, L.L.C.          |                                     | 51      | \$15,626,673.82 | 43  | 0.04% | 541519, | 6525, | Virginia      |  |
| 107 | F299039865   | GJKTQDAP698   | AEGIS SCIENCES CORPORATION              | Aegis Sciences Corporation          | 800     | \$15,553,965.00 | 7   | 0.04% | 621511, | Q301, | Tennessee     |  |
| 108 |  F534788632 | HB6GKZYMMW89  | LUKOS, LLC                              |                                     | 51      | \$15,537,396.60 | 3   | 0.04% | 541611, | R425, | Florida       |  |
| 109 | F089969725   | M6KXM8MLNGD6  | CH2M HILL B&W WEST VALLEY, LLC          |                                     | 23,500  | \$15,447,301.00 | 3   | 0.04% | 562910, | P400, | Colorado      |  |
| 110 | F345582905   | C8H9CNG1VBD9  | ICAHN SCHOOL OF MEDICINE AT MOUNT SINAI | FUND ACCOUNTING, FINANCIAL DIVISION | 8,956   | \$15,085,315.00 | 9   | 0.04% | 541715, | AN12, | New York      |  |
| 111 | F385421066   | N6SEELQDA3S8  | HIGH PURITY NEW ENGLAND INC.            | HIGH PURITY NEW ENGLAND             | 0       | \$15,000,000.00 | 5   | 0.04% | 423450, | ZZEC, | Rhode Island  |  |
| 112 | F459313427   | XMUZGJN98231  | OPTUM PUBLIC SECTOR SOLUTIONS, INC.     |                                     | 260,000 | \$14,950,368.00 | 17  | 0.04% | 443120, | R499, | Virginia      |  |
| 113 | F225222450   | UM1UVWN4L5X8  | ADL DIAGNOSTICS, INC.                   |                                     | 0       | \$14,900,000.00 | 3   | 0.04% | 334516, | Q301, | Washington    |  |
| 114 | F352939853   | HLKDDRDLJAP9  | BIOBOT ANALYTICS, INC.                  |                                     | 0       | \$14,893,250.00 | 2   | 0.04% | 541380, | B504, | Massachusetts |  |
| 115 | F836473576   | SG9XN5KUJ141  | CAREEVOLUTION LLC                       |                                     | 0       | \$14,672,006.67 | 6   | 0.04% | 511210, | D318, | Michigan      |  |
| 116 | F631005416   | MBEZLEGWHUN5  | NEXELIS LABORATORIES CANADA INC         |                                     | 0       | \$14,625,365.10 | 2   | 0.04% | 621511, | Q301, |               |  |
| 117 | F272350373   | M46UYVHVH4B1  | AFFIGENT, LLC                           |                                     | 59      | \$14,504,436.41 | 7   | 0.04% | 541519, | DH01, | Virginia      |  |
| 118 | F374294184   | ZJLGMGF4RH5J7 | REEVES, COUNTY OF                       |                                     | 563     | \$14,253,459.14 | 8   | 0.04% | 561210, | G004, | Texas         |  |
| 119 | F340542563   | EFAJMASTF3J7  | HEWLETT PACKARD ENTERPRISE COMPANY      | Hewlett Packard Enterprise Company  | 321,000 | \$14,235,023.52 | 8   | 0.04% | 541519, | DA01, | Virginia      |  |
| 120 | F249194846   | RG1VD6RNMXB5  | PARAGON SYSTEMS, INC.                   |                                     | 4,500   | \$14,199,212.02 | 30  | 0.04% | 561612, | S206, | Virginia      |  |
| 121 | F344524824   | MBSRAWAQ9559  | PERSPECTA ENTERPRISE SOLUTIONS LLC      |                                     | 304,000 | \$14,086,586.36 | 3   | 0.04% | 541512, | R499, | Virginia      |  |
| 122 | F837382783   | J867EA61HLE4  | AT&T MOBILITY NATIONAL ACCOUNTS, LLC    |                                     | 260,000 | \$13,782,330.29 | 7   | 0.04% | 517312, | D304, | Maryland      |  |
| 123 | F210464275   | C47BNA8GM833  | ACCENTURE FEDERAL SERVICES LLC          | Accenture Federal Services LLC      | 250,000 | \$13,710,327.91 | 18  | 0.04% | 541512, | R425, | Virginia      |  |
| 124 |  |               | COUNTERTRADE                            |                                     | 42      | \$13,709,766.20 | 7   | 0.04% | 541519, | D305, | Colorado      |  |

|     |  |                |   |  |         |                 |    |       |         |       |                |  |
|-----|--|----------------|---|--|---------|-----------------|----|-------|---------|-------|----------------|--|
|     | F277601818   | CN4KSKX2UQY5   | PRODUCTS, INC.                                      |  |         |                 |    |       |         |       |                |  |
| 125 | F535643419   | C2MSYQALD3E4   | HIGHLIGHT TECHNOLOGIES, INC.                        |  | 74      | \$13,691,938.51 | 5  | 0.04% | 541611, | R710, | Virginia       |  |
| 126 | F262622016   | HJ3MK5334WS6   | INDIAN WALK IN CENTER                               | Urban Indian Center of Salt Lake, Inc. | 20      | \$13,585,295.00 | 1  | 0.04% | 621420, | Q999, | Utah           |  |
| 127 | F345525773   | CFEXTH68NNP5   | QUEST DIAGNOSTICS NICHOLS INSTITUTE                 |  | 41,000  | \$13,508,790.00 | 5  | 0.04% | 621511, | Q301, | California     |  |
| 128 | F384424506   | JL4JHE9SDDR3   | ST. JUDE CHILDREN'S RESEARCH HOSPITAL, INC.         |  | 3,178   | \$13,083,899.57 | 3  | 0.03% | 541715, | AN12, | Tennessee      |  |
| 129 | F224814690   | VLZHU9Z7URH3   | FLAMBEAU DIAGNOSTICS LLC                            |  | 0       | \$12,970,000.00 | 2  | 0.03% | 541714, | Q301, | Wisconsin      |  |
| 130 | F345553415   | WFQJM5R8JX8    | INTEGRATED QUALITY SOLUTIONS, LLC                   |  | 2       | \$12,829,433.00 | 2  | 0.03% | 493110, | R429, | Tennessee      |  |
| 131 | F340114551   | Z6CKDZ1ME329   | AVIATION SECURITY MANAGEMENT, LLC                   |  | 2       | \$12,707,078.25 | 1  | 0.03% | 561612, | S206, | Virginia       |  |
| 132 | F353300788   | PGF2LY9481C7   | HEALTHVERITY, INC.                                  |  | 0       | \$12,522,496.00 | 6  | 0.03% | 518210, | AJ14, | Pennsylvania   |  |
| 133 | F335741243   | KCCUV212AQ16   | TAURI GROUP, INC., THE                              |  | 198     | \$12,207,226.80 | 2  | 0.03% | 541330, | R499, | Virginia       |  |
| 134 | F273483990   | XDW8QYRZ14K9   | TECHNICA LLC  |  | 75      | \$12,068,781.77 | 7  | 0.03% | 561210, | R706, | South Carolina |  |
| 135 | F224017484   | LLRCEHAXCJW1   | INTRIVO HOLDINGS CORP.                              |  | 0       | \$12,009,199.60 | 4  | 0.03% | 423450, | 6550, | California     |  |
| 136 |  F574035447   | ZX23KR32ZH32   | CADUCEUS HEALTHCARE INC                             |  | 243     | \$11,973,118.46 | 10 | 0.03% | 561320, | R499, | Georgia        |  |
| 137 | F352172184   | UCNERAQ7G8J3   | EAGLE HEALTH ANALYTICS, LLC                         |  | 0       | \$11,884,429.44 | 7  | 0.03% | 541715, | Q999, | Alaska         |  |
| 138 | F277481384   | F1UZPBD1VBH9   | LYME COMPUTER SYSTEMS, INC.                         |  | 28      | \$11,639,600.16 | 1  | 0.03% | 541519, | DE11, | New Hampshire  |  |
| 139 | F340190143   | LSY9B62DKAC8   | GOLDBELT C6, LLC                                    |  | 12      | \$11,591,603.11 | 9  | 0.03% | 541715, | R499, | Virginia       |  |
| 140 | F252957550   | LP9KLM AQNB7   | HUNTER HEALTH CLINIC INC, THE                       |  | 0       | \$11,472,053.00 | 3  | 0.03% | 621112, | M1DB, | Kansas         |  |
| 141 | F275397355   | RXN6RGG RJ D71 | IPG DXTRA, INC.                                     | Weber Shandwick                        | 45,400  | \$11,333,456.63 | 4  | 0.03% | 541810, | R426, | New York       |  |
| 142 | F338036705   | GKT4L2JZJ622   | VITALANT  | VRI - Vitalant Research Institute      | 3,400   | \$11,262,567.00 | 5  | 0.03% | 621511, | Q301, | Arizona        |  |
| 143 | F569653297   | RP9MK5L5F7P3   | NUWEST GROUP HOLDINGS, LLC                          | NuWest Group Holdings LLC              | 227     | \$11,145,692.68 | 16 | 0.03% | 561320, | Q701, | Washington     |  |
| 144 | F334027038   | KABZK8W6PQT3   | AMERISOURCEBERGEN DRUG CORPORATION                  | CORPORATE OFFICE                       | 10,000  | \$10,800,000.00 | 1  | 0.03% | 493120, | S215, | Pennsylvania   |  |
| 145 | F266316338   | S3BWGDQGUMC8   | SEAKR ENGINEERING, INC.                             |  | 323     | \$10,651,000.00 | 1  | 0.03% | 541715, | AC13, | Colorado       |  |
| 146 | F081887201   | FKUCYGRK1EQ3   | ORACLE AMERICA, INC.                                |  | 124,943 | \$10,589,807.00 | 3  | 0.03% | 541519, | D399, | California     |  |
| 147 | F308907977   | HRUNVLSQ1KE9   | CAVAFORM, INC.                                      | CAVAFORM INC                           | 0       | \$10,418,082.47 | 3  | 0.03% | 339113, | 6640, | Florida        |  |
| 148 | F395909910   | C9S1NLQ67626   | ABT ASSOCIATES, INC.                                |  | 1,106   | \$10,381,017.30 | 5  | 0.03% | 541611, | R408, | Maryland       |  |
| 149 |  F363168361 | XDL4P26A24R4   | ACE ELECTRONICS DEFENSE SYSTEMS, LLC                | Ace Electronics Defense Systems, LLC   | 24      | \$10,312,284.83 | 4  | 0.03% | 334111, | 7G20, | Maryland       |  |
| 150 | F353160530   | LA8CKGSANQG7   | ADVANCED REGENERATIVE MANUFACTURING INSTITUTE, INC. |  | 0       | \$10,235,333.00 | 2  | 0.03% | 541714, | AZ11, | New Hampshire  |  |
| 151 | F290417292   | HJGMJN1JKL46   | CORECIVIC, INC.                                     |  | 17,028  | \$9,992,049.61  | 3  | 0.03% | 561612, | S206, | Tennessee      |  |
| 152 | F351445087   | XVMTJF1497P1   | ACUMEN LIMITED LIABILITY COMPANY                    |  | 222     | \$9,826,287.12  | 2  | 0.03% | 541611, | R702, | California     |  |
| 153 | F352282839   | M2K4MLEKGD56   | MICROLAB INC.                                       | MicroGEM US Inc.                       | 0       | \$9,806,000.00  | 2  | 0.03% | 541714, | Q301, | Virginia       |  |
| 154 | F305809161   | UMBBK5L3B8A3   | VION CORPORATION                                    |  | 170     | \$9,067,373.84  | 4  | 0.02% | 334111, | DC10, | Virginia       |  |
| 155 | F302933303   | UJEKQ1HZQCW5   | JOHN SNOW, INCORPORATED                             |  | 405     | \$8,775,900.00  | 2  | 0.02% | 541990, | R408, | Massachusetts  |  |
| 156 | F282294091   | LB4PCGLSJ9E6   | FISHER BIOSERVICES INC.                             | Clinical Trials Division               | 30,000  | \$8,605,660.00  | 5  | 0.02% | 541715, | AN12, | Maryland       |  |
| 157 | F511381239   | MDSWM6MB1BH7   | LEIDOS, INC.  | Research and                           | 23,000  | \$8,574,575.71  | 6  | 0.02% | 541512, | DA01, | Virginia       |  |

|     |  |              |   | Development Division               |         |                |     |       |         |       |  |               |
|-----|--|--------------|---|------------------------------------|---------|----------------|-----|-------|---------|-------|--|---------------|
| 158 | F337162920   | HE7NJQGP4ED6 | FISHER SCIENTIFIC COMPANY L.L.C.            |                                    | 39,000  | \$8,563,789.52 | 113 | 0.02% | 339113, | 6640, |  | Pennsylvania  |
| 159 | F340385244   | UYAHK4KGL617 | NATIVE AMERICAN CONNECTIONS                 |                                    | 105     | \$8,451,925.00 | 1   | 0.02% | 623220, | Q999, |  | Arizona       |
| 160 | F068809859   | ZFX8JGFQ89F4 | BATTELLE MEMORIAL INSTITUTE                 |                                    | 8,900   | \$8,417,264.16 | 2   | 0.02% | 541712, | AZ11, |  | Ohio          |
| 161 | F353366011   | FZR6Q96PYGD5 | EAGLE GLOBAL SCIENTIFIC LLC                 |                                    | 1       | \$8,374,095.31 | 12  | 0.02% | 541990, | R499, |  | Texas         |
| 162 | F534500891   | TJNDFEALGTB5 | NATIONAL GOVERNMENT SERVICES, INC.          | National Government Services, Inc. | 53,000  | \$8,334,599.38 | 3   | 0.02% | 541611, | R408, |  | Indiana       |
| 163 | F402176527   | JM2QVRETLX1  | LIFE SCIENCE LOGISTICS, LLC                 |                                    | 71      | \$8,308,916.00 | 4   | 0.02% | 493110, | R429, |  | Texas         |
| 164 | F831402134   | P8KLJ5AA5RP5 | METRO LOGICS, INC.                          |                                    | 101     | \$8,253,068.00 | 5   | 0.02% | 493110, | R706, |  | Mississippi   |
| 165 | F224921937   | T9JGP21Q2XU3 | HOMODEUS INC.                               |                                    | 0       | \$8,100,000.00 | 3   | 0.02% | 334516, | Q301, |  | Connecticut   |
| 166 | F340063721   | EVK2ALWXCT21 | HELIX OPCO, LLC                             |                                    | 0       | \$7,756,303.00 | 6   | 0.02% | 621511, | Q301, |  | California    |
| 167 | F538909374   | S71BLA1TM5A6 | NOVETTA, INC.                               | Novetta, Inc.                      | 718     | \$7,389,998.62 | 6   | 0.02% | 541712, | R425, |  | Virginia      |
| 168 | F459380904   | R1XUKGWGLBD7 | AUDACIOUS INQUIRY LLC                       |                                    | 9       | \$7,371,304.43 | 2   | 0.02% | 541513, | R410, |  | Maryland      |
| 169 | F270640524   | P7FDV9DW54G1 | JOINT RESEARCH AND DEVELOPMENT, INC.        |                                    | 51      | \$7,194,797.12 | 2   | 0.02% | 541330, | R499, |  | Virginia      |
| 170 | F535660629   | KDM2B1EFDB51 | OASIS ADVANCED ENGINEERING, INC.            |                                    | 27      | \$7,084,729.00 | 1   | 0.02% | 333318, | 6910, |  | Michigan      |
| 171 | F326371399   | CK9LQG7EBNN8 | BIOQUAL, INC.                               |                                    | 110     | \$6,881,550.00 | 2   | 0.02% | 325414, | Q301, |  | Maryland      |
| 172 |  F345716823 | XCHST6L53NH6 | SERVIAM CONSTRUCTION, LLC                   |                                    | 8       | \$6,840,322.00 | 2   | 0.02% | 236220, | Z2DA, |  | Pennsylvania  |
| 173 | F224759384   | PBVAWYZKUD83 | ATLANTIC TRADING LLC                        |                                    | 0       | \$6,830,000.00 | 2   | 0.02% | 325413, | 6515, |  | Texas         |
| 174 | F392949130   | CMN5DM38JLN1 | TWIST BIOSCIENCE CORPORATION                |                                    | 175     | \$6,814,283.07 | 4   | 0.02% | 334516, | Q301, |  | California    |
| 175 | F278689241   | GC51JCDRQP95 | SENTURE LIMITED LIABILITY COMPANY           |                                    | 383     | \$6,791,885.12 | 3   | 0.02% | 541519, | DE10, |  | Kentucky      |
| 176 | F291861214   | WHWJBKUS5X73 | HOLOGIC, INC.                               | HOLOGIC INC                        | 3,941   | \$6,764,174.62 | 44  | 0.02% | 325413, | 6550, |  | Massachusetts |
| 177 | F361169753   | GHXRMYW4EBH5 | UNICARE BUILDING MAINTENANCE INC            |                                    | 14      | \$6,551,082.96 | 99  | 0.02% | 561720, | S201, |  | Texas         |
| 178 | F353792142   | HV21JR1WRNT9 | ASRC FEDERAL CYBER, LLC                     |                                    | 0       | \$6,513,252.90 | 1   | 0.02% | 541990, | R423, |  | Maryland      |
| 179 | F224960982   | LCDKHZLYE8G2 | TELETRACKING GOVERNMENT SERVICES, INC.      |                                    | 0       | \$6,500,000.00 | 1   | 0.02% | 541511, | DH01, |  | Pennsylvania  |
| 180 | F352379237   | MC6UGLKT3UE5 | OCTO METRIC LLC                             |                                    | 0       | \$6,394,124.38 | 1   | 0.02% | 541512, | D302, |  | Georgia       |
| 181 | F539871978   | WHLSDNWNCGJ5 | DSFEDERAL, INC.                             |                                    | 80      | \$6,390,100.61 | 1   | 0.02% | 541511, | R499, |  | Maryland      |
| 182 | F320503462   | CWMYLNAHLBX5 | KINGSTONVILLE, LLC                          |                                    | 0       | \$6,346,496.60 | 9   | 0.02% | 541611, | R408, |  | Maryland      |
| 183 | F355189484   | DT8KJHZXVJH5 | CARASHOFT TECHNOLOGY CORP.                  |                                    | 504     | \$6,335,267.62 | 31  | 0.02% | 511210, | 7030, |  | Virginia      |
| 184 | F519213759   | VV9KH3L99VE3 | INTERNATIONAL BUSINESS MACHINES CORPORATION |                                    | 415,016 | \$6,252,251.58 | 5   | 0.02% | 541512, | D306, |  | Maryland      |
| 185 | F334616760   | EMZ4KMC2KCR5 | KNOWLEDGE CONSULTING GROUP, INC.            |                                    | 7,206   | \$6,202,205.13 | 4   | 0.02% | 541519, | D399, |  | Virginia      |
| 186 | F217425059   | MMAVC7UGLJ78 | BRILLIANT CORPORATION                       |                                    | 67      | \$6,170,620.28 | 4   | 0.02% | 541611, | B506, |  | Virginia      |
| 187 | F331732965   | KS2SKMRT7914 | A YANKEE LINE, INC.                         |                                    | 40      | \$6,126,043.00 | 4   | 0.02% | 624230, | W023, |  | Massachusetts |
| 188 | F827075108   | C8VFSNKTMQB6 | WORLD WIDE TECHNOLOGY, LLC                  |                                    | 2,500   | \$6,050,168.11 | 5   | 0.02% | 541519, | DA01, |  | Missouri      |
| 189 | F539430859   | LBVNR65X8925 | JONES PUBLIC AFFAIRS, INC.                  | Jones Public Affairs, LLC          | 12      | \$5,968,782.00 | 2   | 0.02% | 541820, | R499, |  | D.C.          |
| 190 | F347448313   | JCALBPNMAHF3 | MARSHFIELD CLINIC                           |                                    | 7,340   | \$5,967,280.00 | 2   | 0.02% | 622110, | AN11, |  | Wisconsin     |

|     |   |            |              |  |         |       |                |    |       |         |       |            |
|-----|---|------------|--------------|--|---------|-------|----------------|----|-------|---------|-------|------------|
| 191 |   | F560235622 | VMEFT5X61JT9 | CROWLEY GOVERNMENT SERVICES, INC.          |         | 5,000 | \$5,941,134.75 | 7  | 0.02% | 488510, | V112, | Florida    |
| 192 |   | F385823679 | C155UU2TXCP3 | RUSH UNIVERSITY MEDICAL CENTER             |         | 0     | \$5,874,125.14 | 1  | 0.02% | 622110, | AN11, | Illinois   |
| 193 |  | F228576021 | RBCJDAS355L9 | SANFORD FEDERAL, INC.                      |         | 2     | \$5,839,110.32 | 14 | 0.02% | 561720, | S201, | Virginia   |
| 194 |   | F349766501 | FHLJUBQ8YAL7 | BIOCOMX                                    | Biocomx | 1     | \$5,710,000.00 | 2  | 0.01% | 541611, | R408, | California |
| 195 |  | F089712529 | WN8JFVZTBCA5 | MINBURN TECHNOLOGY GROUP, LLC              |         | 10    | \$5,595,215.19 | 17 | 0.01% | 511210, | 7030, | Virginia   |
| 196 |   | F330616496 | SRG2J1WS9X63 | SRI INTERNATIONAL                          |         | 2,280 | \$5,568,719.00 | 5  | 0.01% | 541714, | AN11, | California |
| 197 |   | F314822189 | STFBPJ6FLRN3 | AMERICAN INDIAN ASSOCIATION OF TUCSON INC  |         | 19    | \$5,519,651.00 | 11 | 0.01% | 621999, | Q999, | Arizona    |
| 198 |  | F076897349 | VKUKPBBF12D8 | NORTH TEXAS INVESTORS GROUP, INC.          |         | 35    | \$5,350,194.74 | 9  | 0.01% | 561612, | S206, | Texas      |
| 199 |   | F363403509 | ZEJBC8JQM3P5 | INTERNATIONAL AIDS VACCINE INITIATIVE INC. |         | 168   | \$5,300,000.00 | 1  | 0.01% | 541715, | AC33, | New York   |
| 200 |  | F375346815 | LW9XMDPN1JF5 | SERVEXO                                    | SERVEXO | 20    | \$5,276,473.59 | 14 | 0.01% | 561612, | S206, | California |

Source:  FEDMINE analysis of Federal Procurement Data system - Next Generation Data (FPDS-NG)

Copyright © 2023 FEDMINE™