




Customized Listing from Search Criteria

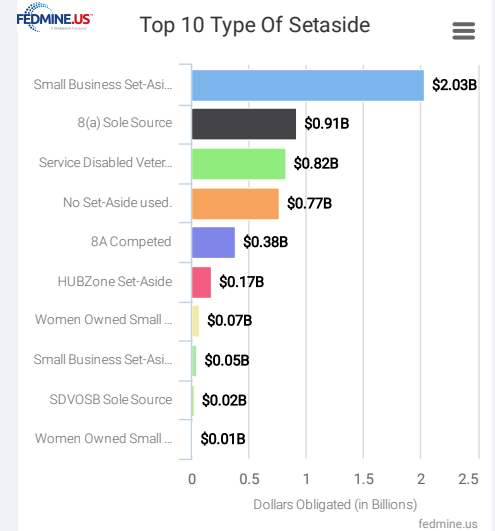
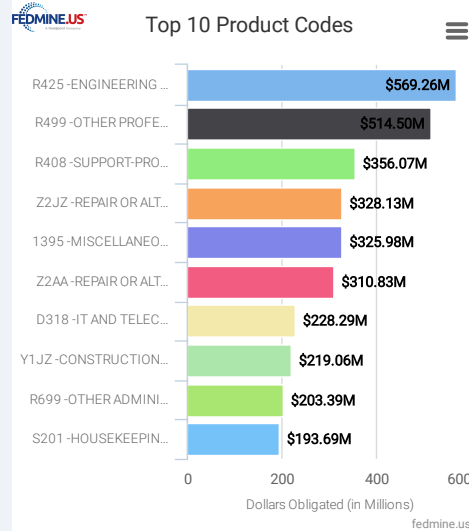
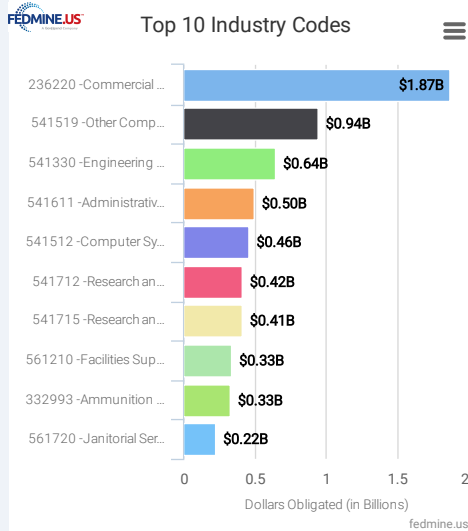
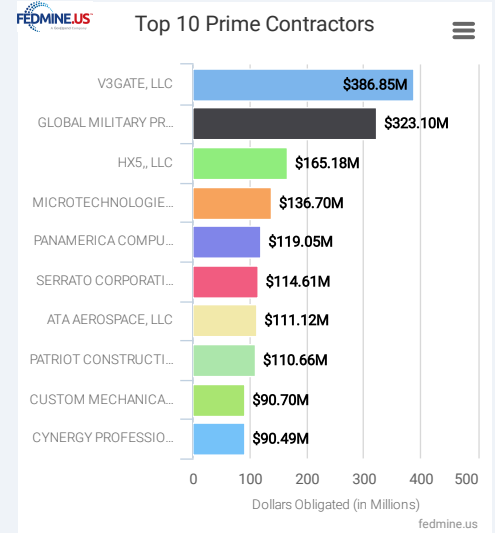
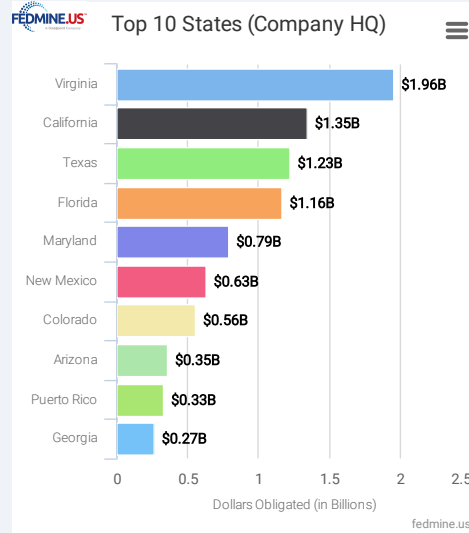
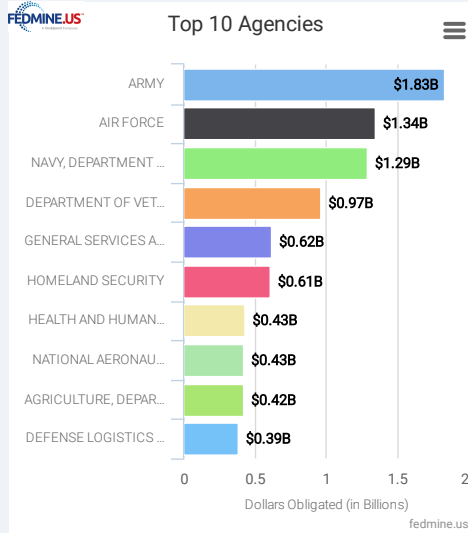
FY: 2022 

-  **TIP 1:** *Reveal specific federal markets by clicking any dark blue NAICS or PSC code from their respective columns*
-  **TIP 2:** *Click on any Fedmine ID to view its FEDMINE Company Profile*
-  **TIP 3:** *Click on any light blue dollar amount to view details comprising that total*

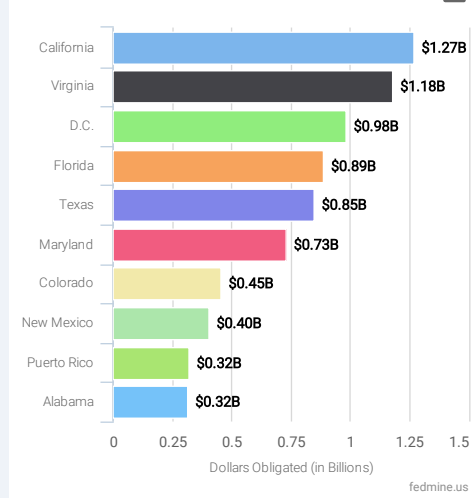
Total Actions : 162,319
Total Amount : \$10,675,070,252
Total Companies : 4,322

Selected Criteria

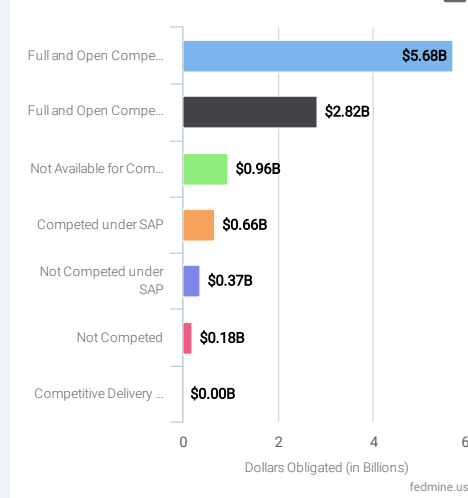
Year: 2022 Type: By (Contracting) Agency Socioeconomic Indicator: Hispanic American Owned Business Agency: SHOWING RESULTS FOR ALL AGENCIES



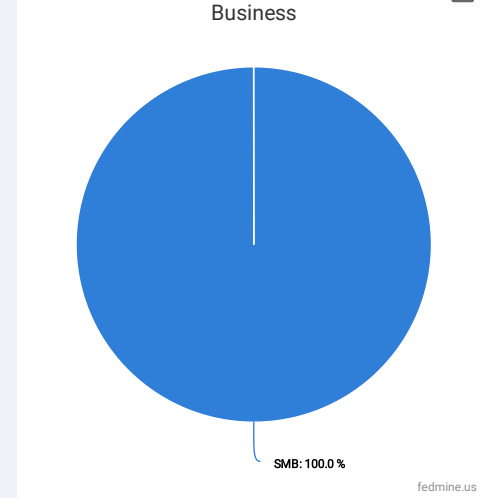
FEDMINE.US Top 10 States (Place Of Performance)



FEDMINE.US Top 10 Competition Categories



FEDMINE.US Small Business vs Other than Small Business



Rank	Verified VOSB / SDVOSB	Fedmine ID	UEI	Company Name	Division Name	# Employees	Total Dollars	No of Actions	%	NAICS Code	PSC Code	State (HQ)
1		F535586905	J4KHM5JY79E3	V3GATE, LLC		32	\$386,849,920.78	534	3.62%	541519,	D319,	Colorado
2		F082806070	L168LBGMAA13	GLOBAL MILITARY PRODUCTS, INC.	Global Military Products, Inc.	3,000	\$323,098,582.46	27	3.03%	332994,	3690,	Florida
3		F452572353	C134QVM1QLB5	HX5,, LLC		0	\$165,180,048.14	273	1.55%	541712,	R425,	Florida
4		F279797256	CL69E7KATK59	MICROTECHNOLOGIES LLC	MicroTech	80	\$136,701,636.90	816	1.28%	541519,	DH01,	Virginia
5		F288880476	DPQEDJ6CXZM5	PANAMERICA COMPUTERS, INC.		20	\$119,050,485.16	623	1.12%	541519,	DA10,	Virginia
6		F225068775	UFU3KV3SYHR3	SERRATO CORPORATION		150	\$114,605,643.62	130	1.07%	611519,	M1CZ,	Arizona
7		F458681200	MPJ7FA3XTPQ6	ATA AEROSPACE, LLC		50	\$111,116,398.92	20	1.04%	541712,	1820,	New Mexico
8		F532003613	N6F2MJS4WMM8	PATRIOT CONSTRUCTION, INC.		35	\$110,661,616.95	63	1.04%	236220,	Z2DA,	California
9		F296264813	F3XNVGDG59VH7	CUSTOM MECHANICAL SYSTEMS, CORP.		60	\$90,695,727.00	88	0.85%	236220,	Y1JZ,	Indiana
10		F516325603	GK55J77VGN84	CYNERGY PROFESSIONAL SYSTEMS LLC		10	\$90,489,871.56	449	0.85%	541519,	J063,	California
11		F236384145	EH2ULQU2KG9	COLSA CORPORATION		950	\$86,347,618.05	177	0.81%	541712,	R425,	Alabama
12		F065605051	ERWXLW98LM84	SIERRA LOBO, INC.		512	\$85,821,178.23	37	0.80%	541715,	AJ14,	Ohio
13		F512283083	HLLKJP6ZVFB3	AVMAC LLC		164	\$77,923,331.75	86	0.73%	488190,	J059,	Virginia
14		F085693145	JCJ5T8BDKC73	ENVISTACOM, L.L.C.	ENVISTACOM, L.L.C.	40	\$77,287,363.18	63	0.72%	541715,	AJ14,	Georgia
15		F820420801	TK17ZGD5YNA9	WILDFLOWER INTERNATIONAL, LTD.	Wildflower International, Ltd.	0	\$75,241,598.66	626	0.70%	541519,	7035,	New Mexico
16		F394396102	FAA2LVENETH4	TECHNICAL RESOURCES INC		180	\$72,411,862.99	64	0.68%	541711,	AZ12,	Maryland
17		F516877258	NP4TUKF8QCM5	SIERRA 7		113	\$72,020,485.63	180	0.67%	541511,	R710,	Virginia
18		F548585981	ZF2JKBE7K285	WESTWIND COMPUTER PRODUCTS, INC.	Westwind Computer Products, Inc.	14	\$68,680,393.93	368	0.64%	541519,	7050,	New Mexico
19		F339060523	CQJFK8JL6MM7	NAVARRO RESEARCH AND ENGINEERING, INC.		695	\$68,638,734.16	104	0.64%	562910,	F999,	Tennessee

20		F377111404	N3LGEC9N9ZA5	HEFFLER CONTRACTING GROUP		15	\$67,377,080.25	210	0.63%	236220,	Z2JZ,	California
21		F513604898	SLM7RNSKD525	HERMAN CONSTRUCTION GROUP, INC.		42	\$63,629,291.39	77	0.60%	236220,	Y1DA,	California
22		F310364288	ZH8ACM4ZWDL7	METAPHASE CONSULTING LLC	MetaPhase Consulting LLC	6	\$63,392,389.22	158	0.59%	541519,	D399,	Virginia
23		F085665741	D8WPNBKRHB4	KING & GEORGE, LLC		69	\$63,095,946.63	667	0.59%	561210,	J042,	Texas
24		F275373418	GG88Z283HTH3	CAPE ENVIRONMENTAL MANAGEMENT INC.		230	\$61,518,305.80	105	0.58%	562910,	F999,	Georgia
25		F345765425	H294NPGNMEB5	BUILDING PEOPLE, LLC, THE	The Building People, LLC	7	\$57,383,566.95	294	0.54%	561210,	R499,	Virginia
26		F397466997	UCR9VMCCN3H5	PRESCIENT EDGE CORPORATION		12	\$54,987,181.87	44	0.52%	541330,	U006,	Virginia
27		F323655621	URM8YYHQLG3	24 ASSET MANAGEMENT CORP		80	\$51,040,676.00	14	0.48%	561730,	S208,	Florida
28		F340694491	LKUGGSQH6PK9	HERMAN JCG CO JV		1	\$50,849,700.85	19	0.48%	236220,	Y1JZ,	California
29		F345873790	E7K8F1ULJR64	GIACARE AND MEDTRUST JV, LLC		16	\$48,974,228.46	16	0.46%	621399,	Q401,	Florida
30		F347869187	DKYXDAHNYD36	BASTION TECHNOLOGIES, INC.	BASTION TECHNOLOGIES INC.	530	\$48,411,887.03	43	0.45%	541712,	1680,	Texas
31		F085110275	M8BLN7XW5M86	R & M GOVERNMENT SERVICES, INC.		11	\$48,137,348.43	751	0.45%	811310,	H149,	New Mexico
32		F569797094	HN6NLGLPEAJ2	DILLIGAS CORP		133	\$47,214,909.00	262	0.44%	621111,	Q509,	Texas
33		F086367092	F7FYWKK4NRN7	PERIKIN ENTERPRISES, LLC		10	\$45,451,241.92	88	0.43%	236220,	Y1QA,	New Mexico
34		F535659366	FQ1AVUFXKME6	TURNER STRATEGIC TECHNOLOGIES, LLC		44	\$44,507,019.67	51	0.42%	236220,	Z2JZ,	Virginia
35		F534788632	HB6GKZYMMW89	LUKOS, LLC		51	\$43,982,178.85	99	0.41%	541612,	R799,	Florida
36		F998045534	Z5LLHNEXM9L8	CARTRIDGE TECHNOLOGIES, LLC		25	\$43,891,180.98	1257	0.41%	811212,	J070,	Maryland
37		F080070987	RM9GACFMSLG7	COMPETITIVE RANGE SOLUTIONS, LLC		87	\$43,889,132.03	75	0.41%	541611,	D399,	Illinois
38		F085158666	TSL3JWEH5XX1	FEDBIZ IT SOLUTIONS LLC		7	\$43,849,932.30	224	0.41%	541519,	DA10,	Virginia
39		F320420372	CM9VW5P6GKB6	PROJECT ENHANCEMENT CORPORATION		85	\$43,105,830.38	98	0.40%	541620,	R499,	Maryland
40		F268181798	Z1NYY8TDZYH1	ROBERT H BARRIOS		90	\$42,280,768.97	207	0.40%	311411,	8915,	California
41		F269773149	G2MAQCCKH5DR1	M2 TECHNOLOGY, INC.		8	\$41,564,389.54	154	0.39%	334111,	7010,	Texas
42		F352191787	ZSFHH7DE9N85	INVICTA GLOBAL, LLC		0	\$41,127,183.08	114	0.39%	561210,	M1ND,	Texas
43		F836085254	UJNDRNKA27Q9	TOTAL TECHNOLOGY, INC.		45	\$41,056,386.57	26	0.38%	541330,	6625,	New Jersey
44		F233265358	J7FUYPW933N6	BIXAL SOLUTIONS INCORPORATED		42	\$41,017,418.59	67	0.38%	541613,	R701,	Virginia
45		F455170831	LREZCR4GTFM5	RESEARCH MANAGEMENT CONSULTANTS INC.		97	\$40,839,264.86	40	0.38%	562910,	F999,	Colorado
46		F242185926	F4JWAJHGXR69	CNF TECHNOLOGIES CORPORATION		17	\$40,439,491.00	27	0.38%	541512,	D399,	Texas
47		F571941421	X6XNJKD3ZZE4	CORE TECHNOLOGIES, INC.	Core Technologies Inc	20	\$40,427,067.56	716	0.38%	517110,	D304,	Georgia
48		F288822216	CY5JLA5SUK24	SOCIAL SOLUTIONS INTERNATIONAL, INC.		250	\$37,730,291.24	11	0.35%	541990,	R499,	Maryland
49		F868405859	KEQ1SSDKM6L5	NEXGEN DATA SYSTEMS, INC.		75	\$37,643,935.49	33	0.35%	541511,	D399,	South Carolina

50		F380738410	WRLNL96Z2KE4	EAST COAST REPAIR & FABRICATION, L.L.C.		178	\$37,499,574.74	159	0.35%	336611, J998,	Virginia
51		F011945569	WLNAGKKNWNS3	ENGINEERING SERVICES NETWORK, INC.		130	\$37,138,683.06	126	0.35%	541330, R425,	Virginia
52		F186436389	JRHJ5AZWAN4	ECU COMMUNICATIONS, LLC		12	\$35,320,883.15	35	0.33%	541810, R701,	Virginia
53		F222563147	GVPGHMVV3HV3	JGM PROPERTY GROUP, INC.		24	\$35,302,825.93	25	0.33%	236220, Z1AA,	Michigan
54		F010353675	VKKVJSKMDS6	NORTH AMERICAN SECURITY, INCORPORATED		275	\$34,760,104.48	124	0.33%	561612, S206,	Oklahoma
55		F217224802	LHFMMCM9BGS8	SULLIVAN COVE CONSULTANTS, LLC		40	\$34,640,659.50	22	0.32%	561611, R425,	Maryland
56		F341962232	GDQLRDFJNRD3	MERLIN INTERNATIONAL, INC.		133	\$34,577,731.54	39	0.32%	334111, D319,	Virginia
57		F557780367	W5EHV29UX9J1	TRI STAR ENGINEERING, INC.		180	\$34,501,386.57	168	0.32%	541511, D399,	Indiana
58		F262796722	NAAKTL8YENJ8	DIVERSIFIED TECHNICAL SERVICES, INC.		160	\$34,239,727.38	46	0.32%	541511, D399,	Texas
59		F335679419	S5C9ZB4RF3A3	CABRERA SERVICES INC.		80	\$34,130,729.53	20	0.32%	562910, F999,	Connecticut
60		F277257106	JL6AV7K3EMW1	ELEVATION LIMITED		5	\$33,333,817.63	38	0.31%	541810, R701,	D.C.
61		F220615896	NRF7ME AFL359	MILITARY & FEDERAL CONSTRUCTION COMPANY, INC.		15	\$32,620,648.07	58	0.31%	236220, ZZJZ,	North Carolina
62		F321501818	ZAG3K25C4KU7	NETWORK MANAGEMENT RESOURCES INC.	Network Management Resources Inc	110	\$32,609,243.67	28	0.31%	541511, D399,	Alabama
63		F560482463	HXBEPUC48F5	BELLESE TECHNOLOGIES, LLC		13	\$32,469,763.01	17	0.30%	541512, DF01,	Maryland
64		F087596218	WBV3EXMXX8C7	M & M MANUFACTURING, LLC.		330	\$32,448,520.39	141	0.30%	315240, 8410,	Puerto Rico
65		F335502160	CNNLSHFN4KW8	KWR CONSTRUCTION, INC.		21	\$32,081,306.00	81	0.30%	236220, Z1JZ,	Arizona
66		F539558315	Q21TPXX7LCF7	TRIDENT TECHNOLOGIES, LLC		25	\$31,151,093.23	73	0.29%	541330, R425,	Alabama
67		F224726324	MQB4RF9EJQ28	SHORE - HERMAN JV		0	\$30,582,184.00	3	0.29%	236220, Y1DA,	California
68		F530285236	MKFJCF5VQ9B8	ZEMITEK, LLC		19	\$28,945,958.96	62	0.27%	541611, R425,	Maryland
69		F405612690	L3LZRJNCQSA6	GAMA-1 TECHNOLOGIES, LLC	GAMA-1 Technologies, LLC	29	\$28,359,569.07	39	0.27%	541511, D399,	Maryland
70		F352141798	G8QGKEG9PBA7	SYNERGY LOGISTICS SERVICES II, LLC		0	\$27,978,902.28	38	0.26%	493110, S215,	Missouri
71		F251525279	UXM3VEN7V1H7	CAPITAL CONSULTING CORP		20	\$27,863,122.34	89	0.26%	541611, R699,	Virginia
72		F218002700	UXPXC811WRS3	VALDEZ INTERNATIONAL CORPORATION		160	\$27,834,416.57	12	0.26%	541513, D301,	Colorado
73		F291814702	X21JJ4L8DX7	BISCAYNE CONTRACTORS, INC.	Biscayne Contractors, Inc.	43	\$27,724,375.96	43	0.26%	236220, Z2AA,	Virginia
74		F353121745	EP5NXCGB6K6	RIOS PARTNERS, LLC		21	\$27,339,610.40	46	0.26%	541611, R706,	Virginia
75		F271376263	HJ4MSGDU9634	NETSYNC NETWORK SOLUTIONS, INC.		48	\$27,067,049.23	154	0.25%	541519, D319,	Texas
76		F455658922	WE9CMNF51GD5	CRL TECHNOLOGIES, INC		33	\$27,064,072.53	70	0.25%	541330, R425,	Virginia
77		F352234015	JWQRLKWP4J4	VLJM, LLC		0	\$26,719,897.67	73	0.25%	236220, Y1AA,	California
78		F344893546	NE7LHV5QC1N7	R-CON		34	\$26,436,999.10	48	0.25%	236220, Z1JZ,	New Mexico


				CONSTRUCTION, INC.								
79		F015319941	EGN3JL1E8SC6	TOTAL SOLUTIONS, INC.		85	\$26,383,738.42	165	0.25%	541519,	D399,	Alabama
80		F396164835	W4BLGNEXYKD9	VINYL TECHNOLOGY, INC.		303	\$26,351,398.97	127	0.25%	326150,	7210,	California
81		F224213287	KAYAM1VLLTZ3	HDD JV		0	\$26,332,000.00	9	0.25%	238160,	Z2BC,	Virginia
82		F243227737	WND2D27JS6D3	ROCKHILL GROUP, INC., THE		461	\$26,153,640.10	39	0.24%	541990,	R427,	Florida
83		F352603416	LLM9WKLMMM6	G2I/JBI LLC		0	\$25,703,942.92	114	0.24%	236220,	Z2JZ,	New Mexico
84		F353874524	DEMTGHL79QK4	GLOBAL SOLUTIONS VENTURES, LLC	Global Solutions Ventures, LLC	0	\$24,751,849.40	14	0.23%	541330,	R408,	Maryland
85		F082959285	GSF4STFFLXF8	FALCON CAPITAL ADVISORS LLC		7	\$24,559,595.25	50	0.23%	541611,	R499,	D.C.
86		F353629409	J4NWUJSRD6V5	FEDVET CONSTRUCTION	FedVet Construction	8	\$24,428,355.58	72	0.23%	236220,	Z2AA,	California
87		F284083200	KJJFFMNP6Y3	PATRICIO ENTERPRISES, INC.		110,200	\$24,365,267.51	56	0.23%	541712,	AC14,	Virginia
88		F839687787	XGMXFUBQCV24	SAN JOAQUIN FIGS INC		75	\$24,323,874.59	16	0.23%	311423,	8915,	California
89		F330310010	PULSQBSP58H5	COMMUNICATIONS RESOURCE INCORPORATED	Communications Resource Inc	95	\$24,260,855.57	110	0.23%	541519,	D301,	Virginia
90		F353245202	PMYLA513RLK9	SYNERGY LOGISTICS SERVICES, LLC		200	\$23,798,806.28	54	0.22%	561210,	R706,	Missouri
91		F210822265	NHRJBR45X35	LEAD BUILDERS, INC.		25	\$23,686,283.92	52	0.22%	236220,	P400,	California
92		F548549297	HKS1BN6QXJ95	IQ SOLUTIONS, INC.		260	\$23,603,255.39	78	0.22%	511199,	R701,	Maryland
93		F458280922	SYYYBAUWMQ3	GEMINI TECH SERVICES LLC	GTS	200	\$23,529,943.76	106	0.22%	541611,	R707,	Texas
94		F838639726	CJN6YQNAKHQ1	ARETEC, INC.		3	\$23,308,130.37	50	0.22%	541512,	DA01,	Virginia
95		F084720316	NFWMJ8W6YNC8	PROJECT MANAGEMENT SOLUTIONS, LLC		3	\$23,269,970.47	26	0.22%	238210,	J059,	Puerto Rico
96		F380197315	XBLGJCBFM4X7	MIRACORP, INC.		181	\$23,202,081.07	185	0.22%	561320,	R699,	Arizona
97		F352258428	CCLAPUMTLEY1	RAYMOND POND FULL SERVICE SOLUTIONS JV LLC		0	\$23,192,664.88	45	0.22%	541330,	C219,	Georgia
98		F327699670	U6R8AB368KL3	INFINITE ENERGY CONSTRUCTION, INC		53	\$23,137,501.57	161	0.22%	238210,	N061,	Missouri
99		F536366311	C4S6Z1ALKEP1	MONO MACHINES LLC	Mono Machines LLC dba Supply Chimp	10	\$22,953,020.25	77497	0.22%	322230,	7510,	New York
100		F347499924	H2ZDMKZLM472	REASOR BUILDING GROUP, LLC		0	\$22,784,241.81	30	0.21%	238210,	Z2HB,	Florida
101		F534962962	KAKNBZ3MWJV3	DEVELOPMENT INFOSTRUCTURE, INC.		31	\$22,783,052.24	12	0.21%	541519,	D399,	Virginia
102		F084024437	TXM3NNN51S57	X CORP SOLUTIONS INC.	X Corp Solutions	109	\$22,694,653.33	59	0.21%	541611,	R499,	Virginia
103		F303115428	RLP7Z2GU74K4	R B CONSTRUCTION GROUP INC		73	\$22,551,116.37	9	0.21%	236220,	Y1AA,	Puerto Rico
104		F538441322	JCTAHNC3FQ86	SIERTEK, LTD		150	\$22,524,799.62	126	0.21%	541512,	DA01,	Ohio
105		F353054266	CWKEYCF97KB6	COFORMA, LLC		3	\$22,386,230.78	16	0.21%	541519,	DA01,	D.C.
106		F345467352	PKJGXXZ174Q6	MELGAR FACILITY MAINTENANCE LLC		33	\$22,082,691.57	151	0.21%	561730,	S208,	California
107		F454182136	M82PBCZG99E5	SQUARE ONE ARMORING SERVICES CO.		39	\$22,060,604.00	26	0.21%	336992,	2540,	Florida
108		F276777800	FVGV1TCXNB3	ATSG CORPORATION		107	\$21,734,833.41	90	0.20%	541611,	R408,	Virginia

109		F353940197	L477QNN6MM84	SAGUARO BUSINESS SOLUTIONS LLC		0	\$21,597,882.20	10	0.20%	541519,	U099,	Arizona
110		F227212596	JUW9L5VDS8T9	AMERIGUARD SECURITY SERVICES INCORPORATED		250	\$21,516,100.78	28	0.20%	561612,	R430,	California
111		F353525506	Y4BBJEHPZEM4	KJS SUPPORT SERVICES JOINT VENTURE LLC		0	\$21,472,574.07	127	0.20%	561210,	Z2NZ,	Texas
112		F011234738	KQLSDGDM8YJ1	J G CONTRACTING		8	\$21,330,601.65	149	0.20%	236220,	ZZJZ,	California
113		F564750319	WRHHNUK5YBN1	RIVIDIDIUM INC.		70	\$21,031,327.81	145	0.20%	541612,	R799,	Virginia
114		F276133666	LBMXHCLLM6A5	JRC INTEGRATED SYSTEMS, INC.		16	\$20,963,679.85	38	0.20%	541330,	R499,	D.C.
115		F340249866	V3MEN8U4SLX8	ENGENSE INC.		3	\$20,959,399.00	8	0.20%	333999,	8470,	California
116		F353283867	LNSXLJAKUZK8	SIERTEK-PEERLESS JV LLC		0	\$20,824,460.96	31	0.20%	541330,	R408,	Ohio
117		F353309349	JTVLNLJ7JL8T1	JIMENEZ ENGINEERING SOLUTIONS, LLC		16	\$20,418,845.01	11	0.19%	237110,	Y1PZ,	Texas
118		F377642974	PLJEN6KGEHV3	X TECHNOLOGIES, INC.		27	\$20,196,363.30	69	0.19%	541611,	R499,	Texas
119		F280732509	RK1CRZMLXL37	SKYLLA ENGINEERING LTD.		127	\$20,126,637.00	37	0.19%	541330,	R425,	Texas
120		F533203456	RK5ZXQ77CN73	L1 ENTERPRISES INCORPORATED		11	\$20,065,833.53	176	0.19%	339112,	J065,	Maryland
121		F564061593	JTLHYLXUVP77	EGI HSU, JV, LLC		1	\$20,017,864.40	38	0.19%	236220,	ZZJZ,	Maryland
122		F278150007	NNK9K1JVKN1	ADC LTD NM		510	\$19,966,466.22	45	0.19%	541611,	R499,	New Mexico
123		F068244686	LU7GZQJBMLM8	INTERNATIONAL BUSINESS SALES & SERVICES CORPORATION		10	\$19,918,968.89	135	0.19%	541511,	D399,	Maryland
124		F326370081	Z1KXENYHN6N8	SOL SOLUTIONS, LLC		20	\$19,918,165.64	43	0.19%	541620,	F999,	Arizona
125		F206006189	UGPNR19PJF31	TEAM CONSTRUCTION, LLC		0	\$19,805,932.00	16	0.19%	236220,	Y1AA,	North Carolina
126		F080154631	JJKPJR3QLCL5	SANDOW CONSTRUCTION, INC.		12	\$19,727,339.41	79	0.18%	562910,	Z1DA,	Maryland
127		F564467249	RDWHWEJZ9ME6	INNOVATIVE CONSULTING & MANAGEMENT SERVICES, LLC		10	\$19,589,070.49	154	0.18%	541330,	R425,	Maryland
128		F516073297	J6RABVHB87Y5	VICTOR GROUP, INC. THE		85	\$19,460,439.83	40	0.18%	561720,	S201,	Texas
129		F400297793	DWT1XD8JT8M4	NEW RIVER SYSTEMS CORPORATION		45	\$19,452,842.54	45	0.18%	511199,	D399,	Virginia
130		F400956140	D75RYQVNMV3	ITA INTERNATIONAL, LLC		270	\$19,347,224.41	41	0.18%	541330,	R408,	Virginia
131		F314671174	ZLMVRKMN9X54	RE-ENGINEERED BUSINESS SOLUTIONS, INC.	Re-engineered Business Solutions, Inc.	172	\$19,282,692.08	52	0.18%	561210,	S216,	Florida
132		F353588986	KP3WZAS91F44	AMERICAN VETERAN CONTRACTING SOLUTIONS, LLC		3	\$19,207,619.41	10	0.18%	621511,	6515,	Arizona
133		F345944165	YEXAMTSTKRU1	JXR CONSTRUCTORS, INC.	JXR Constructors, Inc.	2	\$19,173,635.00	29	0.18%	238220,	J045,	California
134		F565061859	NFZ6NXT47Y76	WITHIN INTERIOR DESIGN, INC.		20	\$19,086,840.13	16	0.18%	236220,	Y1DB,	Virginia
135		F393452059	NNEVE1A97JS3	MERIDIEN GROUP, LLC	Meridien Group LLC	3	\$19,033,295.95	40	0.18%	811310,	Z1AA,	Virginia
136		F456013662	M13YRXDTBBP5	PUERTO RICO APPAREL MANUFACTURING (PRAMA) CORP.		201	\$18,946,191.30	45	0.18%	315210,	8415,	Puerto Rico
137				DCM ARCHITECTURE &		18	\$18,889,001.67	63	0.18%	236220,	ZZAA,	New Jersey

		F455442051	NWLKEJJSEBQ1	ENGINEERING, LLC								
138		F408839926	Z53JAXMKWJ48	VESA HEALTH & TECHNOLOGY, INC.		365	\$18,603,579.37	122	0.17%	561320,	Q201,	Texas
139		F224066874	V1N3ESZ827M5	TACTICAL INFRASTRUCTURE MAINTENANCE SOLUTIONS, LLC		0	\$18,523,025.75	10	0.17%	237990,	Z1QA,	Arizona
140		F353611896	HKLTKVVB5R3	KJS MP JOINT VENTURE, LLC		40	\$18,469,428.43	121	0.17%	561210,	S216,	Texas
141		F458709820	HM97EKNWL4T7	LOGICAL INNOVATIONS, INC		35	\$18,057,887.33	28	0.17%	561110,	R699,	Texas
142		F085650623	SR9YMM6QE8B5	SYSCOM, INC		1	\$18,038,859.30	95	0.17%	561720,	S201,	Colorado
143		F086363372	RL6YZXF8R87	DIVERSE SOLUTIONS GROUP INC.	Diverse Solutions Group, Inc.	6	\$17,918,208.04	60	0.17%	561621,	Z1JZ,	Illinois
144		F839504763	QTGBJMFN6DC3	MACRO Z TECHNOLOGY COMPANY		42	\$17,858,000.00	7	0.17%	236220,	Y1AZ,	California
145		F824771227	HJWTVNBGPBV6	MAN-MACHINE SYSTEMS ASSESSMENT (MSA), INCORPORATED		30	\$17,793,296.12	30	0.17%	541330,	R408,	Texas
146		F560563343	WUSTCRNJKLT6	ANALYTICA LLC		50	\$17,781,148.18	86	0.17%	541611,	R499,	D.C.
147		F210507811	R3R4T15M39R4	CSCG INC		96	\$17,650,373.94	1	0.17%	236220,	Y1AZ,	Puerto Rico
148		F221794611	W69MM3ESGPM3	UNITED SUPPORT SERVICES, INC.		31	\$17,637,351.36	35	0.17%	541330,	R499,	California
149		F224667830	KTKAJMT825V8	INVICTA DEFENSE LLC		0	\$17,613,306.18	39	0.16%	561210,	S216,	Texas
150		F533663729	G443A3NY7ET1	AMERICA'S STAFFING PARTNER, INC.		65	\$17,580,112.03	104	0.16%	541614,	R706,	Pennsylvania
151		F512622223	NKUFT4RGWYE3	ROMANA PROSPERITY CONSTRUCTION CORPORATION		2	\$17,579,965.91	60	0.16%	236220,	Z2AA,	Maryland
152		F320340298	JPJQVK2A21C5	EXCEL GARMENT MANUFACTURING, LTD.		200	\$17,533,432.47	98	0.16%	315210,	8415,	Texas
153		F317087079	M227DFMCJY67	INTUITIVE RESEARCH AND TECHNOLOGY CORPORATION		108	\$17,514,909.91	195	0.16%	541712,	R425,	Alabama
154		F340597106	N9VMHXDPMNT5	ASIRTEK FEDERAL SERVICES, LLC		0	\$17,289,735.95	40	0.16%	541330,	R408,	Texas
155		F285149698	JQUWCG4P3N21	RIO VISTA MANAGEMENT, LLC		14	\$17,226,485.46	28	0.16%	236220,	Z2EZ,	Utah
156		F565558402	C19UCN8MLRE5	ADVANTIX ENGINEERING, CORP.	ENGINEERING AND CONSTRUCTION	20	\$17,179,878.81	56	0.16%	237990,	Y1PZ,	Puerto Rico
157		F353783684	LNQTCW36RCZ4	GIAMED ALLIANCE JV LLC		0	\$16,998,513.29	138	0.16%	622110,	Q201,	Florida
158		F224155020	GC2ZPH2W8J14	SANCHEZ GROUP OF COMPANIES, LLC, THE	The Sanchez Group	0	\$16,710,867.75	11	0.16%	237310,	Z1BD,	Maryland
159		F353915969	VKMGG LNMJJC8	NORTHBOUND SOLUTIONS LLC		0	\$16,695,556.89	158	0.16%	541611,	R699,	Virginia
160		F221894691	ZL4UC4TMFY19	DOMA TECHNOLOGIES, LLC		200	\$16,544,466.77	27	0.15%	518210,	D399,	Virginia
161		F358653254	RCDCJ4GKA7S3	MAIN BUILDING MAINTENANCE, INC.		248	\$16,323,210.58	22	0.15%	561720,	S299,	Texas
162		F513512982	VCASGYK6ADM4	SYNCON, LLC		12	\$16,056,430.21	75	0.15%	236220,	Z2AA,	Virginia
163		F086642846	XD6PZ3H92U27	JOSE ERNESTO SALAZAR, LLC		35	\$15,896,554.29	38	0.15%	561720,	S201,	Texas
164		F864424767	KL36P1L5H833	PROFESSIONAL AND SCIENTIFIC ASSOCIATES, INC.	PSA	84	\$15,701,504.24	557	0.15%	561599,	V211,	Virginia
165		F560381417	J84GXV5ZJK9	ABBA TECHNOLOGIES,		34	\$15,653,412.63	206	0.15%	541519,	7035,	New Mexico

				INC.								
166		F283230933	DAZ1CRQF3F16	TRISON CONSTRUCTION INC		5	\$15,586,961.95	22	0.15%	236220,	Y1AA,	Maryland
167		F263118907	NB31NPVJHRZ5	SIGMA SCIENCE, INC.	Sigma Science, Inc.	20	\$15,562,636.58	76	0.15%	541330,	R425,	New Mexico
168		F402322976	ZN18CLHUHKK4	BIRMINGHAM INDUSTRIAL CONSTRUCTION, LLC		40	\$15,297,778.21	63	0.14%	236220,	Y1DA,	Alabama
169		F339996354	UY8JZPLM51S4	JARIA LLC		0	\$15,231,766.60	15	0.14%	541611,	R499,	Virginia
170		F181496219	HCXGD55NNBA3	WEIL CONSTRUCTION, INC.		32	\$15,220,295.28	159	0.14%	236220,	Z2AA,	New Mexico
171		F345533337	DUS6AVEQ2LH8	MIG GOV, LLC		8	\$15,208,759.25	114	0.14%	332999,	6515,	Virginia
172		F224984255	UBK2CH7YGM23	REASOR-ASTURIAN JV LLC	Reasor-Asturian JV LLC	0	\$15,188,977.12	7	0.14%	236220,	Z2JZ,	Florida
173		F086754750	GKU1XRD7BCX7	CENTRAL SOUTHERN CONSTRUCTION CORP.	CENTRAL SOUTHERN CONSTRUCTION CORP	49	\$15,123,232.00	17	0.14%	237310,	Y1LB,	Florida
174		F348789702	C722A7TELNX3	L&M TECHNOLOGIES, INC.		83	\$15,104,039.64	88	0.14%	541614,	R706,	New Mexico
175		F352283114	MXM7BV29X8D5	ZLC SOLUTIONS LLC		0	\$14,957,411.00	130	0.14%	561990,	6910,	Virginia
176		F390087961	NU7AU7Z3PLL7	BILBRO CONSTRUCTION COMPANY, INC.		26	\$14,887,030.97	24	0.14%	237990,	Z2PZ,	California
177		F568896494	K419UQVX8L48	REPAINTEX COMPANY		135	\$14,743,728.89	109	0.14%	561210,	Z1AA,	Virginia
178		F564363550	PWVLYL3MVHL5	DEF-LOGIX, INC.	Def-Logix, Inc.	20	\$14,679,298.67	17	0.14%	541512,	DA01,	Texas
179		F345720398	WG9BBL96G436	VYSNOVA PARTNERS, INC.		38	\$14,644,549.77	84	0.14%	621111,	Q509,	Maryland
180		F336813644	HB45A9S7VQ68	JC & ASSOCIATES PROPERTY MANAGEMENT GROUP, INC.		0	\$14,170,510.00	1	0.13%	237310,	Y1LB,	Puerto Rico
181		F266111747	KR8YUDRDK1M7	IPSECURE INC.		0	\$14,158,253.99	45	0.13%	541512,	D399,	Texas
182		F270391196	U7LLVBW1A646	AMBER ENTERPRISES, INC.		21	\$13,960,000.00	1	0.13%	236220,	Y1JA,	Maryland
183		F397810042	JHARC6U9CLA5	GE FORESTRY, INC	N/A	85	\$13,950,294.36	181	0.13%	115310,	F014,	Oregon
184		F321328948	XL1HXLG5L2G8	DIMENSIONS CONSTRUCTION, INC.		23	\$13,907,166.62	11	0.13%	236220,	Y1JZ,	California
185		F568729476	NPLJBZW52NF3	DE LA FUENTE CONSTRUCTION, INC.	De La Fuente Construction, Inc.	25	\$13,826,438.56	38	0.13%	236220,	Z2DZ,	California
186		F530804491	C9KKR521WLG3	IMPERIAL FORESTRY, INCORPORATED		90	\$13,718,191.21	174	0.13%	115310,	F018,	Oregon
187		F345147076	G7F4L74ULJK6	WESTWIND TEAM LLP	Westwind Team LLP	13	\$13,495,243.68	37	0.13%	541519,	7H20,	New Mexico
188		F340275524	GRYKNJ8BGFC8	SANCORP CONSULTING, LLC		1	\$13,477,611.05	37	0.13%	541330,	R499,	Virginia
189		F257311477	P4ZFK5BMEKF4	ME&A, INC.		20	\$13,390,656.68	39	0.13%	541611,	R499,	Maryland
190		F082542411	EKG2TC6LL4Q3	NATIONAL CONTRACTING SERVICES, LLC		22	\$13,390,615.01	193	0.13%	236220,	Z2AA,	Kentucky
191		F829168558	GJ63QJ2D2MM3	MULTI AIR SERVICES ENGINEERS, CORP.		25	\$13,387,146.19	171	0.13%	531312,	R610,	Puerto Rico
192		F277199570	C18YJS28KEK5	ABLE HEATING & AIR CONDITIONING, INC.	HVAC MECHANICAL	0	\$13,321,093.10	9	0.12%	238220,	Z2NZ,	California
193		F820658015	QLHNZ89S1B37	VENTURI, INC.		81	\$13,274,217.30	16	0.12%	541614,	R706,	Alabama
194		F866453452	VHJCGLCDKNM7	JARDON & HOWARD TECHNOLOGIES,	Jardon & Howard Technologies,	411	\$13,243,416.75	42	0.12%	541611,	R425,	Florida

				INCORPORATED	Inc.							
195		F837491150	LWBHJMDUAJ84	COGAR GROUP, LTD., THE		220	\$13,186,066.98	46	0.12%	561612,	S206,	Virginia
196		F590279895	URAWZCAL5KM7	MEI TECHNOLOGIES, INC.		287	\$13,178,906.84	77	0.12%	541715,	AR14,	Texas
197		F339285310	N95CYLE4M8G3	MARTEK GLOBAL SERVICES, INC.		40	\$12,996,608.74	42	0.12%	541611,	R499,	Maryland
198		F378919920	MFP3NPP378C5	NEXTSTEP TECHNOLOGY, INC		20	\$12,879,751.85	82	0.12%	541511,	D399,	California
199		F345865415	T5QBL4EATCW3	CONCIERGE BUSINESS SOLUTIONS, INC.	Conciege Business Solutions, Inc.	5	\$12,873,038.72	4	0.12%	238320,	R499,	Georgia
200		F345569444	XND5YKUF6GZ3	ARK CONSTRUCTION MANAGEMENT LLC		2	\$12,860,349.84	73	0.12%	236220,	Z2AA,	Pennsylvania

Source:  FEDMINE analysis of Federal Procurement Data system - Next Generation Data (FPDS-NG)

Copyright © 2023 FEDMINE™