




Customized Listing from Search Criteria

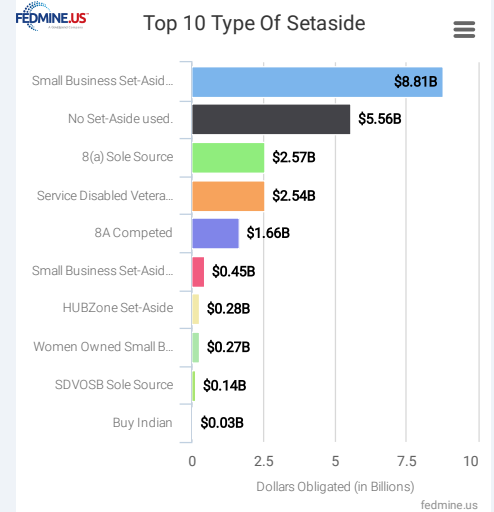
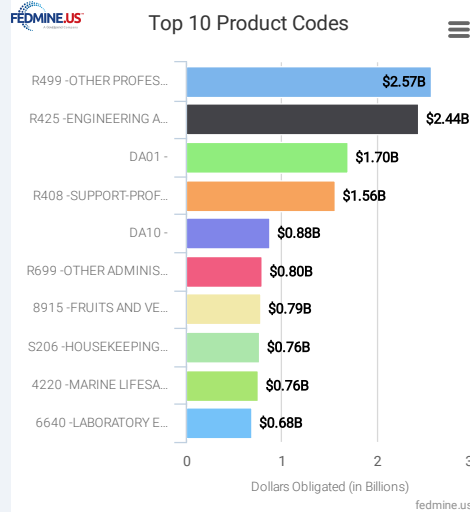
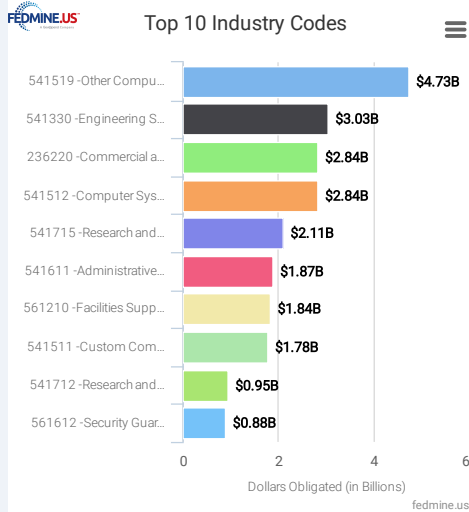
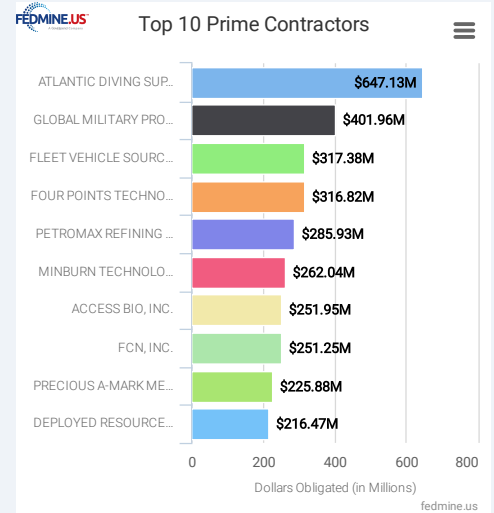
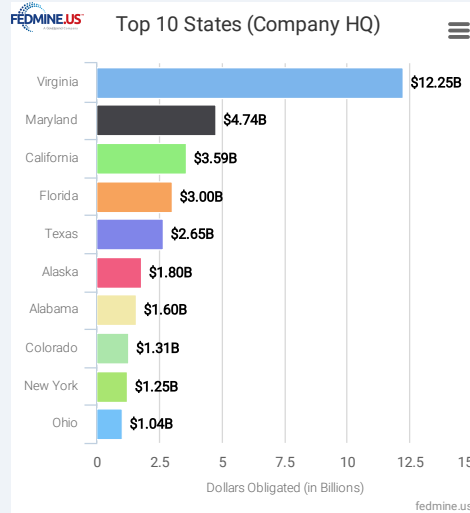
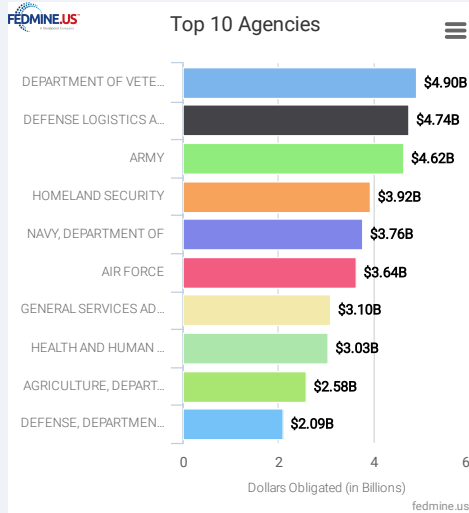
FY: 2023 

-  **TIP 1:** Reveal specific federal markets by clicking any dark blue NAICS or PSC code from their respective columns
-  **TIP 2:** Click on any Fedmine ID to view its FEDMINE Company Profile
-  **TIP 3:** Click on any light blue dollar amount to view details comprising that total

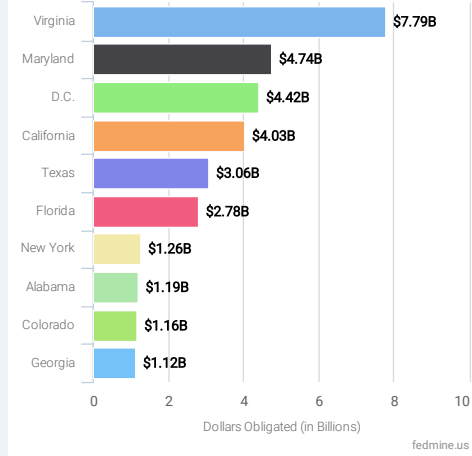
Total Actions : 1,208,019
Total Amount : \$48,976,971,143
Total Companies : 53,140

Selected Criteria

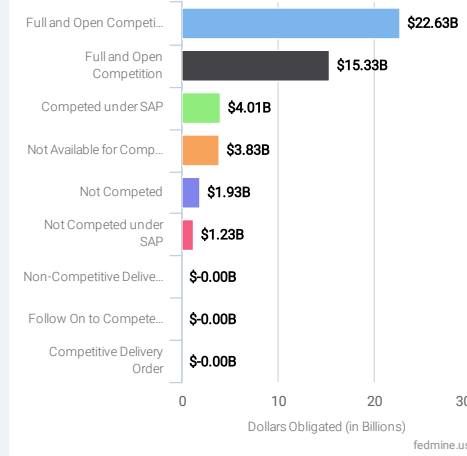
Year: 2023 Type: By (Contracting) Agency Agency: SHOWING RESULTS FOR ALL AGENCIES Socio Economic Indicator: Small Business



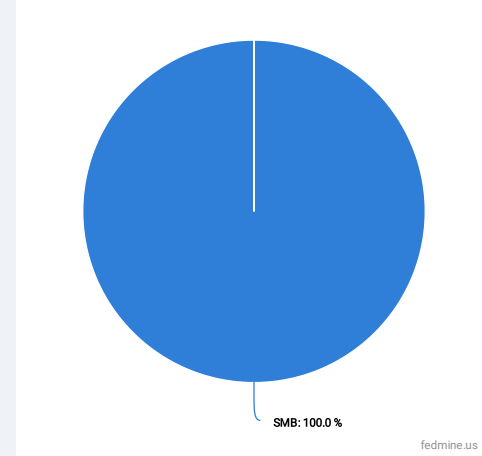
FEDMINE.US Top 10 States (Place Of Performance)



FEDMINE.US Top 10 Competition Categories



FEDMINE.US Small Business vs Other than Small Business



Rank	Verified VOSB / SDVOSB	Fedmine ID	UEI	Company Name	Division Name	# Employees	Total Dollars	No of Actions	%	NAICS Code	PSC Code	State (HQ)
1		F364340448	GJMSFBCNMSK3	ATLANTIC DIVING SUPPLY INCORPORATED		61	\$647,130,536.89	19492	1.32%	339999	8405	Virginia
2		F082806070	L168LBGMAA13	GLOBAL MILITARY PRODUCTS, INC.	Global Military Products, Inc.	3,000	\$401,957,073.00	6	0.82%	332993	1395	Florida
3		F315219058	CGAKREGGN9J3	FLEET VEHICLE SOURCE, INC.		7	\$317,379,217.00	5181	0.65%	336111	2310	Nevada
4		F350508414	H1KHJPJH9R51	FOUR POINTS TECHNOLOGY, L.L.C.		51	\$316,817,485.95	945	0.65%	541519	DA10	Virginia
5		F219254389	YD3QNKMHFJ8	PETROMAX REFINING COMPANY LLC		1	\$285,929,943.01	34	0.58%	324110	9130	Texas
6		F089712529	WN8JFVZTBCA5	MINBURN TECHNOLOGY GROUP, LLC		10	\$262,035,616.74	362	0.54%	541519	DA10	Virginia
7		F228842717	EZEJBJ28AMV4	ACCESS BIO, INC.		25	\$251,950,000.00	6	0.51%	325413	6640	New Jersey
8		F829145334	JEANDJTZ8HJ3	FCN, INC.	FCN, Inc.	100	\$251,253,495.05	1029	0.51%	541519	D320	Maryland
9		F391590933	CJZ8EW1Q7JJ6	PRECIOUS A-MARK METALS INC		20	\$225,884,203.58	50	0.46%	331491	9660	California
10		F321522048	GFTGQRJ8F959	DEPLOYED RESOURCES, LLC		15	\$216,469,507.87	42	0.44%	541614	S216	New York
11		F530554287	UER4AJLUB8D5	THUNDERCAT TECHNOLOGY, LLC		54	\$205,108,903.78	707	0.42%	541519	7030	Virginia
12		F450334387	X1JJYEW4HAN9	FOUR LLC		26	\$196,607,670.24	281	0.40%	541519	DA10	Virginia
13		F535586905	J4KHM5JY79E3	V3GATE, LLC		32	\$192,131,948.44	233	0.39%	541519	DG11	Colorado
14		F397091114	RSKJC51FNLR3	IHEALTH LABS INC.		1,500	\$190,800,000.00	5	0.39%	325413	6640	California
15		F262862178	GHHZCMTGD6J4	COINS 'N THINGS, INC.		32	\$175,077,683.78	33	0.36%	331491	9660	Massachusetts
16		F216307138	TLSDQXVD51D7	RANGER LAND SYSTEMS, INC.		174	\$149,210,110.46	38	0.30%	561210	E1PZ	Alabama
17		F363270131	XK11LLUL61A7	NEW TECH SOLUTIONS, INC.		30	\$130,886,869.48	1524	0.27%	541519	7A21	California
18		F234023690	YLE5AAYNVPK6	NOBLE SALES CO., INC.		10	\$126,864,036.70	50472	0.26%	339940	7510	Massachusetts
19		F396078507	R5X5DXMX96M4	SO-PAK-CO, INC.	SOPAKCO, INC.	700	\$124,965,142.10	96	0.26%	311611	8970	South Carolina
20		F353836461	NWKQVQED4C81	DEFENSE SYSTEMS AND SOLUTIONS		1	\$123,942,362.07	72	0.25%	336413	1905	Alabama
21		F354807535	PJ2SP76D3HJ3	SCIENCE SYSTEMS AND APPLICATIONS, INC.		698	\$114,026,852.52	48	0.23%	541712	AJ53	Maryland
22		F516033325	SVSAKVZJN1S7	B3 GROUP, INC.		44	\$111,260,909.10	32	0.23%	541512	D322	Virginia

23		F266929435	YA63J5PVEZE6	TORCH TECHNOLOGIES INC		270	\$110,715,521.94	83	0.23%	541712,	AZ14,	Alabama
24		F187682922	S9L9DZ8RBNL6	PATRIOT CONTRACT SERVICES, LLC	PATRIOT CONTRACT SERVICES, LLC	450	\$109,936,791.50	277	0.22%	483111,	M1PZ,	California
25		F511247173	RQ68XNJUBBV5	HERITAGE HEALTH SOLUTIONS, INC.	HERITAGE HEALTH SOLUTIONS, INC.	47	\$108,430,795.91	22	0.22%	524292,	R408,	Texas
26		F248325523	MST2Z1EG1HV7	OASIS SYSTEMS, LLC		1,172	\$108,097,693.79	104	0.22%	541715,	D399,	Massachusetts
27		F272350373	M46UYHVH4B1	AFFIGENT, LLC		59	\$108,079,310.08	251	0.22%	541519,	7A21,	Virginia
28		F454376005	JP1AJYKRSMC4	INFORMATION TECHNOLOGY COALITION, INC.		50	\$97,191,645.63	34	0.20%	541512,	DD01,	Virginia
29		F339307576	TENRPZGMAGJ6	W. S. DARLEY & CO.		200	\$96,412,985.99	853	0.20%	423990,	R499,	Illinois
30		F576217055	FCZYF8MGM1K6	NATIONAL AIR CARGO GROUP, INC.		227	\$95,224,986.33	140	0.19%	481211,	V121,	Florida
31		F227296257	Y79RWFLHWDM6	ORASURE TECHNOLOGIES, INC.		256	\$95,015,195.95	19	0.19%	541714,	AN13,	Pennsylvania
32		F082437548	NEMDM7AC9V68	CLASSIC AIR CHARTER INC.	CLASSIC AIR CHARTERS INC	3	\$92,743,773.00	7	0.19%	481219,	V211,	Florida
33		F212781439	JGSGGJJTAMK1	PETRO STAR INC.		308	\$92,006,218.10	218	0.19%	324110,	9140,	Alaska
34		F228394320	HTYJC5P9ZMH5	SUPPLYCORE INC.	HEADQUARTERS	80	\$91,585,677.87	6803	0.19%	332510,	5120,	Illinois
35		F353594762	TL1KC3N18G37	CHENEGA GLOBAL PROTECTION, LLC		0	\$88,117,371.93	121	0.18%	561612,	S206,	Virginia
36		F254257953	C6AJS6W1KBW3	CHEROKEE CRC, LLC		45	\$87,597,926.81	16	0.18%	238910,	P500,	Oklahoma
37		F089740581	D84JK2RNL7V4	GOVERNMENTCIO LLC	GovCIO LLC	322	\$87,567,015.23	10	0.18%	541512,	D318,	Virginia
38		F338723091	P4X8JNU7TMQ7	SOFTRAMS LLC		8	\$84,196,935.08	35	0.17%	541511,	DA01,	Virginia
39		F380152526	LEEMJD9WKDC9	EA ENGINEERING, SCIENCE, AND TECHNOLOGY, INC., PBC		363	\$83,806,687.50	228	0.17%	562910,	F108,	Maryland
40		F015689589	EJMMJHYDFH6	SOFTWARE INFORMATION RESOURCE CORP.		17	\$83,341,382.89	487	0.17%	541519,	DA10,	D.C.
41		F224270358	VDGANBVH9TT5	SGJV, LLC		0	\$81,949,811.42	9	0.17%	236220,	Y1AZ,	Virginia
42		F225705384	R3X2PL2N63L3	ADVANCED C4 SOLUTIONS, INC.		190	\$81,889,787.82	7	0.17%	518210,	D321,	Florida
43		F340236610	H6WGLRDCU6D8	ASRC FEDERAL FIELD SERVICES, LLC		41	\$81,299,364.09	115	0.17%	561210,	M1HB,	Maryland
44		F332315231	K97DGB4NAKJ5	LS TECHNOLOGIES, LLC		220	\$80,562,544.45	185	0.16%	541330,	R425,	Virginia
45		F015650964	MKF6VA9NZLR8	EXECUTIVE INFORMATION SYSTEMS, LLC		17	\$79,697,863.12	164	0.16%	541519,	7030,	Maryland
46		F539549425	FZNCCKF4X6D9	CREDENCE MANAGEMENT SOLUTIONS LIMITED LIABILITY COMPANY		25	\$77,817,422.18	93	0.16%	541512,	D399,	Virginia
47		F334300027	XJTA AHL58NB6	EASTERN SHIPBUILDING GROUP, INC.		1,265	\$77,736,808.80	5	0.16%	336611,	1905,	Florida
48		F274283327	J3KF WB7L63U6	OCEAN SHIPS, INC.		250	\$76,224,346.38	31	0.16%	483111,	V124,	Texas
49		F283490219	Y928UVG75CT6	ALVAREZ LLC		12	\$75,435,982.68	358	0.15%	541519,	7A21,	Virginia
50		F599362736	UKFCF2NY4AA3	PACIFIC RIM CONSTRUCTORS INC	Pacific Rim Constructors, Inc.	0	\$74,742,314.42	3	0.15%	238210,	Z2BD,	Guam
51		F345549412	Z3BPH2N9K1L9	FIRST NATION GROUP, LLC		100	\$73,564,642.84	233	0.15%	339112,	6515,	Florida
52		F363644110	J4DN P7JJ1MU3	AXLE INFORMATICS, LLC		5	\$73,518,621.80	206	0.15%	541715,	R499,	Maryland
53		F340027462	FD7JDCJ4AMF9	ASRC FEDERAL SYSTEM SOLUTIONS, LLC		48	\$72,549,580.08	137	0.15%	541513,	DF10,	Maryland


54		F226892118	YNMDHJ4MWM98	MEDICAL PLACE INC.		39	\$71,419,147.62	29	0.15%	339113,	6515,	Alabama
55		F834449575	TL1CKPTLR8V7	TACTICAL & SURVIVAL SPECIALTIES, INC.		46	\$69,649,282.02	210	0.14%	315990,	1680,	Virginia
56		F081769166	QDHNQJ9FHJW1	UNITED CAPITAL INVESTMENT GROUP, INC.		8	\$68,941,350.07	481	0.14%	324110,	9130,	Virginia
57		F551911540	PX72BSBQTKJ3	DMS PHARMACEUTICAL GROUP INC.		31	\$67,703,284.07	9161	0.14%	325412,	6505,	Illinois
58		F863759648	RU2SY2JCWKP4	BRASADA FORD, LTD.		199	\$66,816,233.00	624	0.14%	336112,	2320,	Texas
59		F534797873	R8KMUKAJRKJ6	MODERN TECHNOLOGY SOLUTIONS, INC.	Modern Technology Solutions Inc	550	\$66,549,656.95	47	0.14%	541712,	R408,	Virginia
60		F228201733	CGE8ABMZLN9	ADVANCED COMPUTER CONCEPTS, INC.		45	\$65,981,911.54	370	0.13%	541519,	7A20,	Virginia
61		F340560636	GCR1BVZ4SLP5	TEYA ENTERPRISES LLC		0	\$65,744,875.82	66	0.13%	561210,	S216,	Alaska
62		F569386521	Z78DJNKYJ2K5	DYNAMIC SYSTEMS, INC.		39	\$65,510,745.32	170	0.13%	541519,	DA10,	California
63		F533772499	JXL3M7N4DWX5	SPARKSOFT CORPORATION		1	\$64,939,193.86	21	0.13%	541511,	H970,	Maryland
64		F512283083	HLLKJP6ZVFB3	AVMAC LLC		164	\$64,696,118.82	19	0.13%	561210,	R408,	Virginia
65		F224788598	V9BHF33RNSG1	SENECA STRATEGIC PARTNERS, LLC		0	\$64,474,895.60	21	0.13%	541519,	7A21,	New York
66		F291030540	JW7MRKSZ6YL3	CONTINENTAL ELECTRONICS CORPORATION		85	\$64,264,193.19	10	0.13%	334220,	5840,	Texas
67		F351886028	FJS8P9C6B368	DCS CORPORATION		1,045	\$63,565,574.40	101	0.13%	541330,	R425,	Virginia
68		F337801037	MKJGBYTR5MM4	WIDEPOINT INTEGRATED SOLUTIONS CORP.	WidePoint Integrated Solution Corp	12	\$63,255,778.49	78	0.13%	517312,	DA01,	Virginia
69		F216900885	KLYLRLJG9921	SEVATEC INC.		125	\$62,036,214.47	23	0.13%	541519,	D399,	Virginia
70		F088585998	C5D6CL7CMPH5	MANHATTAN TELECOMMUNICATIONS CORPORATION		300	\$61,396,015.55	217	0.13%	517311,	D304,	New York
71		F224330277	ULMYTS8ANMF4	HANFORD LABORATORY MANAGEMENT AND INTEGRATION LLC		0	\$60,000,000.00	9	0.12%	562910,	F999,	Washington
72		F568115705	UDNBG3G6ZMM6	SYNERGY BUSINESS INNOVATION & SOLUTIONS INC.	Synergy Business Innovation	9	\$59,919,407.72	36	0.12%	541511,	D302,	Virginia
73		F082833646	DJACUETFQUL8	GOVSMART, INC.		15	\$59,627,207.37	428	0.12%	541519,	J065,	Virginia
74		F353844437	C6EMRJ67V4M3	AGILE DECISION SCIENCES, LLC		0	\$59,199,165.92	131	0.12%	541990,	R499,	Alabama
75		F244358290	JQVHPQK77633	IMT DEFENSE CORP.		475	\$58,653,000.00	2	0.12%	332993,	1320,	Ohio
76		F389947851	JT4FKJQPH454	LOC PERFORMANCE PRODUCTS, INC.		170	\$57,951,216.22	17	0.12%	336330,	2540,	Michigan
77		F277601818	CN4KSKX2UQY5	COUNTERTRADE PRODUCTS, INC.		42	\$56,739,066.67	441	0.12%	541519,	7021,	Colorado
78		F403057258	KJQXXKB5WF89	DEEP MILE NETWORKS, LLC		0	\$56,735,004.43	10	0.12%	611430,	R499,	Virginia
79		F331193456	VLXGTHQESES7	DEYENS SHIPYARDS, INC		370	\$55,671,726.08	43	0.11%	336611,	J998,	South Carolina
80		F224724017	KXABSMPRN3C8	MITCHELL VANTAGE SYSTEMS, LLC	Mitchell Vantage Systems LLC	0	\$55,511,337.04	9	0.11%	541715,	R425,	Oklahoma
81		F831527397	R98MW4ZKUUK3	GOVERNMENT ACQUISITIONS, INC.		45	\$55,355,797.78	560	0.11%	541519,	DA10,	Ohio
82		F304363410	VNAKZRHYAUC7	QUIDEL CORPORATION		322	\$54,091,144.49	9	0.11%	325413,	6640,	California
83		F352722904	NPDECKQ2XK43	PACIFIC-GULF MARINE, INC.		40	\$53,843,780.82	167	0.11%	483111,	M1PZ,	Louisiana
84		F084554255	NWH9FNLK5KK1	TATITLEK FEDERAL SERVICES, INC.		1	\$53,673,351.66	62	0.11%	541611,	R499,	Alaska

85		F394396102	FAA2LVENETH4	TECHNICAL RESOURCES INTERNATIONAL, INC.		180	\$53,627,303.00	19	0.11%	541715, AN13,	Maryland
86		F291064564	P75FAJZ6M9J6	FRONTIER TECHNOLOGY INC.		95	\$53,256,823.10	43	0.11%	541715, AC32,	Ohio
87		F330458719	JALLS9K5XQ8	MITCHELL BROTHERS, INC.		34	\$53,170,000.00	3	0.11%	236220, Z1FC,	South Carolina
88		F232003431	VKK6BGN5BDH3	CRIDER, INC.		475	\$52,852,850.68	28	0.11%	311615, 8905,	Georgia
89		F352655797	M7H2UMXAD9V3	AERODYNE-SGT ENGINEERING SERVICES, LLC		0	\$52,232,057.70	9	0.11%	541715, R425,	Florida
90		F224973778	CLN7QEM9NCE1	LPC CONTRACTORS INC.		0	\$51,993,137.50	2	0.11%	237310, Y1LB,	Puerto Rico
91		F262432094	MDC5LDZKQAM4	BLUE TECH INC.		40	\$51,382,952.42	494	0.10%	541519, DA10,	California
92		F068235329	SNSLU2QXJ7Z5	NW CONSTRUCTION, INC.	NW Construction Inc	10	\$51,126,200.65	6	0.10%	237990, Z2KA,	Montana
93		F452404426	NUNVJJM2UY1	EMERGENT, LLC		50	\$50,714,703.54	132	0.10%	511210, 7A20,	Virginia
94		F340709514	GN2VKJH7LBC3	TUKNIK GOVERNMENT SERVICES LLC		2	\$50,663,829.23	72	0.10%	541519, R408,	Alaska
95		F353790272	P9T2ZBZBZH26	BRICE BUILDERS, LLC	Brice Builders LLC	0	\$50,448,737.03	17	0.10%	334220, 5820,	Alaska
96		F390197589	K18HRGF7HW21	INSERSO CORPORATION		30	\$50,255,894.91	32	0.10%	541512, 7E20,	Virginia
97		F352355397	D3DYHNPJ6W14	GREAT HILL SOLUTIONS LLC		0	\$50,135,596.04	8	0.10%	541611, R408,	Virginia
98		F998708143	CYX7XBK19BU4	ANACAPA MICRO PRODUCTS, INC.		25	\$50,078,342.29	137	0.10%	541519, 7B22,	California
99		F516668536	WTERVPLW2SS6	KARSUN SOLUTIONS LLC	Karsun Solutions LLC	91	\$49,938,065.92	84	0.10%	541519, R425,	Virginia
100		F353103780	JN68CJWMU6K5	DISTINCTIVE HEALTH SPECTRUM CARE JV, LLC	Distinctive Health Spectrum Care JV LLC	0	\$49,893,765.93	153	0.10%	622110, Q201,	Maryland
101		F340840493	L8VHV5CNBV97	AMERICAN CENTRIFUGE OPERATING, LLC		0	\$49,674,107.06	10	0.10%	541715, AZ15,	Maryland
102		F353351764	KVMTJANNET58	GREENBRIER GOVERNMENT SOLUTIONS INC.		18	\$49,609,581.71	39	0.10%	721110, V231,	West Virginia
103		F347235248	EETHKCLA2VB4	TECOLOTE RESEARCH, INC.	CORPORATE HEADQUARTERS	526	\$49,530,597.86	99	0.10%	541712, R499,	California
104		F822930399	L73LK1JJCVM7	TISTA SCIENCE AND TECHNOLOGY CORPORATION		115	\$49,528,139.90	28	0.10%	541512, D399,	Maryland
105		F353555515	KYNNE53LWS99	EAGLE HARBOR, LLC		0	\$48,794,878.22	42	0.10%	541330, R408,	Alaska
106		F538902235	CXD5EEEUBM63	PLACID REFINING COMPANY LLC		222	\$48,792,861.31	11	0.10%	324110, 9130,	Louisiana
107		F345649477	X59QG6BTBZK65	BIRDON AMERICA INC		80	\$48,636,939.56	99	0.10%	336611, 1905,	Colorado
108		F280557978	NQL3JEME2443	GROVE RESOURCE SOLUTIONS, INC.		194	\$48,510,433.85	60	0.10%	541512, D399,	Maryland
109		F353855972	XQJFSL4MCKR9	AKIMA DATA MANAGEMENT, LLC		0	\$48,080,034.68	17	0.10%	541519, R408,	Virginia
110		F565775573	EZAFPH5GL3E9	CHEROKEE NATION FEDERAL CONSULTING, L.L.C.		1	\$47,961,584.67	11	0.10%	561110, R699,	Oklahoma
111		F322042010	MHJ2S6K2LKP5	MILLENNIUM ENGINEERING AND INTEGRATION CO.		300	\$47,784,635.00	55	0.10%	541712, AC26,	Virginia
112		F224858019	N6CTZBFDV5J6	AC JV ONE, LLC		0	\$47,518,681.66	4	0.10%	238220, Z1DZ,	Illinois
113		F998045534	Z5LLHNEXM9L8	CARTRIDGE TECHNOLOGIES, LLC		25	\$47,423,806.26	732	0.10%	811212, J070,	Maryland
114		F299157262	C4KLXJ2N4G91	SEMANTICBITS, LLC		30	\$47,212,462.12	28	0.10%	541512, D399,	Virginia
115		F260275823	LJZTDJWPG431	STEAMPUNK, INC.		85	\$47,165,424.25	48	0.10%	541512, DA01,	Virginia
116		F511249024	J1ADW6BL8MN5	SPATIAL FRONT		15	\$47,134,264.22	104	0.10%	511210, 7A21,	Virginia

				INCORPORATED								
117		F355763302	D7GMZLLJLXB3	COSMIC ADVANCED ENGINEERED SOLUTIONS, INC.	Kratos Space, Training & Cyber	22	\$46,820,066.67	6	0.10%	541715,	AC21,	Colorado
118		F222953334	PJ2BS3KYWKS5	REGAN TECHNOLOGIES CORPORATION		15	\$46,664,120.68	119	0.10%	335999,	J059,	Connecticut
119		F086400056	NF34JCA2PME3	ALPHA OMEGA INTEGRATION LLC		2	\$45,640,896.31	61	0.09%	541511,	D399,	Virginia
120		F086147272	XQJMR89SR6J7	HCI MANAGEMENT SERVICES COMPANY		49	\$45,596,282.47	175	0.09%	561110,	R497,	Nebraska
121		F512822498	WTMSNFD6P9J3	ITCON SERVICES LLC		6	\$45,427,547.79	18	0.09%	541519,	D302,	Virginia
122		F340727611	DSHBDPKJC569	CREATIVE IT SOLUTIONS, LLC		1	\$45,146,115.77	200	0.09%	541519,	DA01,	Oklahoma
123		F530435100	MV7PBX3HLST1	FOXMAR, INC.	CORPORATE OFFICE	650	\$45,144,458.34	50	0.09%	611519,	M1CZ,	Kentucky
124		F293047171	G4QHA4XRAA86	RSI ENTECH, LLC		270	\$44,859,368.46	31	0.09%	562910,	R799,	Tennessee
125		F338291426	TTB1W4DX7YL5	BONGARDS' CREAMERIES	BONGARDS' CREAMERIES	480	\$44,649,889.94	53	0.09%	311513,	8910,	Minnesota
126		F339121451	LZQBKXG9JKD3	S&M AND ASSOCIATES, INC.	CONSTRUCTION DIVISION	5	\$44,478,151.75	9	0.09%	238160,	Y1QA,	Georgia
127		F218945686	HNK6ED5J3BN9	INTREPID, L.L.C.		1	\$43,670,652.25	24	0.09%	541712,	R425,	Alabama
128		F825987228	D1MTH1DW5C65	QUANTITECH LLC	N/A	58	\$43,594,343.05	28	0.09%	541330,	R408,	Alabama
129		F260576884	CSPNRK2TA2X3	FORS MARSH GROUP LLC		165	\$43,304,178.87	15	0.09%	511199,	R701,	Virginia
130		F353301656	EN8CWL63K8N7	BOWHEAD PROGRAM MANAGEMENT & OPERATIONS, LLC		0	\$42,795,610.59	68	0.09%	541512,	DA01,	Virginia
131		F224342273	HUL8QJNGQJ15	CQ JV, LLC		0	\$42,625,731.81	20	0.09%	541715,	R408,	Alabama
132		F534657042	H33XV7N1QDX3	ADNET SYSTEMS, INC.		260	\$42,405,209.89	12	0.09%	541712,	AR21,	Maryland
133		F513812562	NYRFDK7TH454	HERVE CODY CONTRACTOR LLC		0	\$42,343,349.38	3	0.09%	237990,	Y1PZ,	North Carolina
134		F388342572	L77SPK6HB5G5	MLU SERVICES, INC.		5	\$42,217,254.72	22	0.09%	236220,	N045,	Georgia
135		F075006730	KYAVL4M9LEW5	CREW TRAINING INTERNATIONAL INCORPORATED		245	\$41,950,272.39	21	0.09%	611430,	U006,	Tennessee
136		F225359734	DVB4FP2XNLJ5	WOLFTEK MISSION GROUP LLC		0	\$41,847,875.44	18	0.09%	541519,	7A21,	Virginia
137		F340153037	K5L5KR3MZ538	ASRC FEDERAL DATA SOLUTIONS, LLC		66	\$41,816,618.08	102	0.09%	541512,	DF10,	Maryland
138		F244917452	T1ETNSAYNB31	AIR CENTER HELICOPTERS, INC.		28	\$41,732,250.64	30	0.09%	481211,	V121,	Texas
139		F321396235	VMRTJLWMQRH7	HALVIK CORP		30	\$41,672,006.83	97	0.09%	541511,	DA01,	Virginia
140		F338172336	QWKQJHDDMVN7	GOODMAN FOOD PRODUCTS	DON LEE FARMS	255	\$41,574,662.00	15	0.08%	311611,	8905,	California
141		F098266736	E7NQ6R9QG17	PYRAMID SYSTEMS, INC.		30	\$41,394,914.19	14	0.08%	541511,	D399,	Virginia
142		F353250654	RCTSGXMDGP51	BUSINESS MISSION EDGE LLC		0	\$41,363,778.92	7	0.08%	541519,	R408,	Maryland
143		F9A812F8ESJ5V	J1A9ES28FV5	SGJV2, LLC		0	\$41,290,000.00	2	0.08%	237130,	Y1NB,	Virginia
144		F085665741	D8WPNBKRHB4	KING & GEORGE, LLC		69	\$41,219,132.28	339	0.08%	561210,	Z1AA,	Texas
145		F320416318	C8HAGXJ86WL7	DONALD L MOONEY ENTERPRISES, LLC		600	\$41,184,072.78	87	0.08%	622110,	Q201,	Texas
146		F284553252	JKJ7JTLJJHR6	IGOV TECHNOLOGIES, INC.	IGov Technologies Inc.	86	\$41,099,746.20	41	0.08%	541519,	7035,	Virginia
147		F352609826	ZZYLVTN9ZCQ8	KONIAG MANAGEMENT SOLUTIONS LLC		0	\$41,089,528.09	87	0.08%	541519,	DA01,	Alaska
148		F322483053	ZSTBMNLHZ5P9	GARGIULO, FRANK M & SON INC		145	\$40,930,579.93	29933	0.08%	311991,	8915,	New Jersey
149		F352365787	N8Q9B2ALVYP3	LDRM, LLC		0	\$40,726,058.00	4	0.08%	541513,	M1AZ,	Virginia

150		F224362775	L2LMMGFF12A3	APTIVE HTG, LLC		1	\$40,579,002.05	34	0.08%	541611, R499,	Virginia
151		F516509359	LUDNH5K4XQU9	AKIMA GLOBAL SERVICES, LLC		59	\$40,469,177.78	13	0.08%	561612, S206,	Alaska
152		F079514620	MU3CM1145E44	PROGENY SYSTEMS CORPORATION		469	\$40,335,975.52	122	0.08%	541330, R425,	Virginia
153		F239884732	EBHPGDLGQLB5	DEV TECHNOLOGY GROUP INCORPORATED		40	\$39,998,200.52	42	0.08%	541519, D301,	Virginia
154		F094393551	JMVMGGNJGA29	GOVPLACE, INC.		50	\$39,888,850.31	130	0.08%	541519, DJ10,	Virginia
155		F085250478	FNFHF474NHC8	HIGHLAND TECHNOLOGY SERVICES INC.		48	\$39,656,107.90	6	0.08%	541519, 7010,	Maryland
156		F353680951	P5GKBX8FR3M3	BERING GLOBAL SOLUTIONS, LLC		0	\$39,454,297.50	83	0.08%	561210, S216,	Alaska
157		F340825821	H3D3JMQ4NCN7	NEWWAVE-GDIT, LLC		0	\$39,398,443.00	2	0.08%	541512, D399,	Maryland
158		F288880476	DPQEDJ6CXZM5	PANAMERICA COMPUTERS, INC.		20	\$39,183,973.53	201	0.08%	541519, DA10,	Virginia
159		F262464944	MXTJKYDAEDQ9	CYBER MEDIA TECHNOLOGIES		10	\$39,117,188.17	32	0.08%	541511, DF01,	Virginia
160		F352303700	H2EKDUKQLD3	ASRC FEDERAL PROFESSIONAL SERVICES LLC		0	\$39,052,003.07	41	0.08%	541330, AC12,	Maryland
161		F225376305	NS7TRNRTKWG4	NH1 JV		0	\$38,892,236.00	6	0.08%	236220, Y1GA,	Utah
162		F227195869	N69MTSWBLK77	J. F. TAYLOR, INC.		329	\$38,829,677.70	66	0.08%	336413, 1680,	Maryland
163		F279797256	CL69E7KATK59	MICROTECHNOLOGIES LLC	MicroTech	80	\$38,796,943.32	223	0.08%	541519, J070,	Virginia
164		F084344575	K22WGLWY6ZK6	A SQUARE GROUP LLC		4	\$38,759,363.37	18	0.08%	541512, DA01,	Maryland
165		F353455170	KC3CH2MSK7Q3	ANDURIL INDUSTRIES, INC.		0	\$38,268,558.37	20	0.08%	541715, 6350,	California
166		F565699951	Z6ZVR3MXC9L4	C&C CONTRACTORS, LLC		30	\$38,239,430.23	29	0.08%	237990, Y1AZ,	Alabama
167		F368532780	G23RYXN1EEJ9	GUIDRY LIASON GROUP, INC.	LIASON INTERNATIONAL	2	\$38,108,680.08	37	0.08%	311911, 8915,	California
168		F831267926	E4ZQM4DEJZB5	PRECISE SYSTEMS INC		179	\$38,068,186.54	85	0.08%	541330, R425,	Maryland
169		F332568864	YQWKDTNVB4J9	JAMAICA BEARINGS CO. INC.		123	\$37,996,527.58	1111	0.08%	332991, 3110,	New York
170		F214992404	M9V9QTHR1H28	MAPP BIOPHARMACEUTICAL, INC.		9	\$37,926,533.84	12	0.08%	541715, AN13,	California
171		F321363859	K7U4K35DBUM4	PLANET TECHNOLOGIES, INC.		0	\$37,885,462.11	30	0.08%	541519, 7H20,	Maryland
172		F224288003	WGPCPHF95RY6	RSI-QUANTITECH JV LLC		0	\$37,764,141.58	18	0.08%	541715, R425,	Alabama
173		F511236651	ZE98MPEDJD37	AKTARIUS LLC		18	\$37,649,977.23	27	0.08%	561210, Z1AA,	Florida
174		F353889842	UJHHLTAPK7N5	FIREFLY AEROSPACE INC		0	\$36,804,028.93	3	0.08%	481212, AR14,	Texas
175		F455537352	JKNLLBMXNKV3	ADVANCED TECHNOLOGY LEADERS, INC.		2	\$36,660,963.64	26	0.07%	541512, DA01,	Georgia
176		F560544165	JY5SWCCPG5L7	EPSILON, INC.	EPSILON INC.	135	\$36,657,925.18	19	0.07%	541512, R499,	North Carolina
177		F560608880	RFT6PGN45CG5	MINDPOINT GROUP, LLC		22	\$36,566,536.10	25	0.07%	541613, D308,	Virginia
178		F348111017	D5KEFN62CJ97	PARATEK PHARMACEUTICALS, INC.		0	\$36,398,438.00	3	0.07%	541714, 6505,	Massachusetts
179		F353392569	MHNFNJ1J5RF5	ODDBALL, INC.	Oddball Inc.	31	\$36,375,141.89	20	0.07%	541511, DA01,	D.C.
180		F862876861	H893H8FL41D3	CPS PROFESSIONAL SERVICES, LLC		50	\$36,259,581.05	34	0.07%	541611, R499,	Virginia
181		F310968612	EHD6UHNJVH66	BARRIOS TECHNOLOGY, LTD.		383	\$36,151,866.64	51	0.07%	541715, R408,	Texas

182		F345905762	GNQLG1RS4C84	SCHUYLER LINE NAVIGATION COMPANY, LLC		25	\$36,069,165.08	17	0.07%	483111, V115,	Maryland
183		F340686629	GNBCWPZ4DFG7	ALUTIIQ ESSENTIAL SERVICES, LLC		22	\$35,932,277.64	56	0.07%	561210, 6115,	Alaska
184		F340471295	K8RNMK1CCQW3	PARAGON PROFESSIONAL SERVICES LLC		1	\$35,538,211.72	29	0.07%	562910, F999,	Alaska
185		F453764514	EELNFQLNS977	PHOENIX LOGISTICS, LLC		85	\$35,505,860.39	17	0.07%	541512, R425,	Arizona
186		F534097244	XL62ZMCVAJQ7	NEPTUNE AVIATION SERVICES, INC.		180	\$34,989,220.10	56	0.07%	481212, V119,	Montana
187		F8Q8J1HZY6H7C	HJQ8Y681ZHC7	MEDVOLT TEPA EC JV		0	\$34,943,000.00	1	0.07%	236220, Y1GZ,	Colorado
188		F266840665	XX2WFHJEFB45	KAMPI COMPONENTS CO., INC.		65	\$34,921,562.40	3470	0.07%	313240, 8310,	Pennsylvania
189		F273783651	KTU8QJE27RN8	COMPQSOFT, INC.		20	\$34,913,367.33	33	0.07%	541512, D399,	Texas
190		F512324575	Y54FQAPG4TN5	LOYAL SOURCE GOVERNMENT SERVICES LLC		25	\$34,868,725.71	14	0.07%	561320, Q512,	Florida
191		F458463448	JH4EWQC5P261	LAZARUS ENERGY HOLDINGS LLC		91	\$34,767,441.63	153	0.07%	324110, 9130,	Texas
192		F532146646	RW1NA7E92XR5	QED ENTERPRISES INC.		12	\$34,625,617.63	12	0.07%	236220, Y1EZ,	Virginia
193		F565503492	CP2JANC9NLK1	APTIVE RESOURCES LLC		27	\$34,608,497.72	54	0.07%	541613, R701,	Virginia
194		F260137992	HB9HZZ9R8AX4	ACTION FACILITIES MANAGEMENT, INC.		201	\$34,565,708.99	222	0.07%	561210, Z1AA,	West Virginia
195		F459534822	J49CN39QTNW3	GOVERNMENT SCIENTIFIC SOURCE INCORPORATED		125	\$34,451,785.71	4048	0.07%	334516, 6550,	Virginia
196		F293146131	T1GVZ5Z6K5L4	EPSILON SYSTEMS SOLUTIONS, INC.	MISSION READINESS GROUP	888	\$34,352,043.77	138	0.07%	336611, J998,	Virginia
197		F266309280	KJDQBTJ7KUH4	AMERICAN ELECTRONIC WARFARE ASSOCIATES, INCORPORATED		220	\$34,234,555.52	37	0.07%	541715, AC14,	Maryland
198		F534003156	KHUUB19KDMA3	APPLIED RESEARCH SOLUTIONS, INC.	Applied Research Solutions, Inc.	580	\$33,950,477.22	48	0.07%	541712, U008,	Ohio
199		F224768337	G9VQESMM8525	APIJECT SYSTEMS AMERICA, INC.		0	\$33,925,554.66	6	0.07%	326199, 9330,	Connecticut
200		F340633615	PQNNHF72NNM6	CHEROKEE NATION STRATEGIC PROGRAMS, LLC	Cherokee Nation Strategic Programs	51	\$33,894,729.17	66	0.07%	561612, R430,	Oklahoma

Source:  FEDMINE analysis of Federal Procurement Data system - Next Generation Data (FPDS-NG)

Copyright © 2023 FEDMINE™