

Customized Listing from Search Criteria

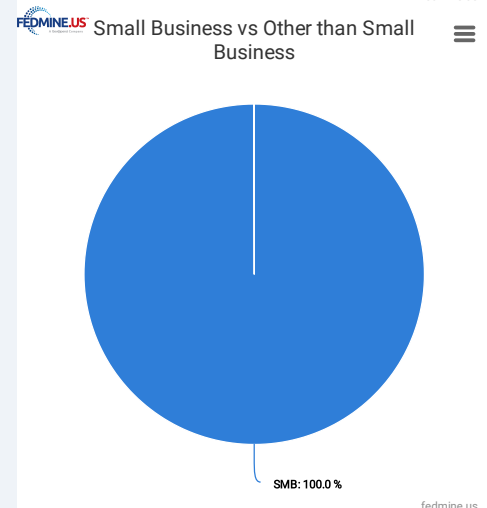
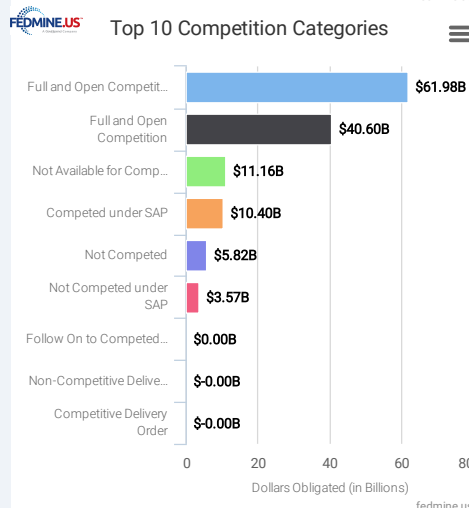
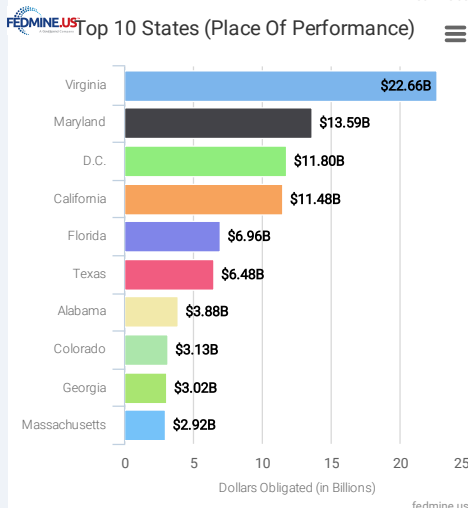
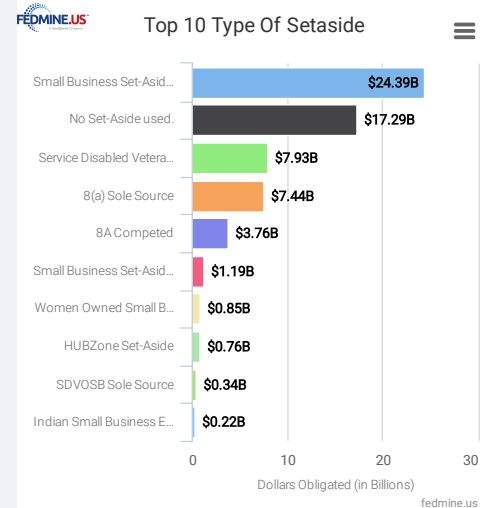
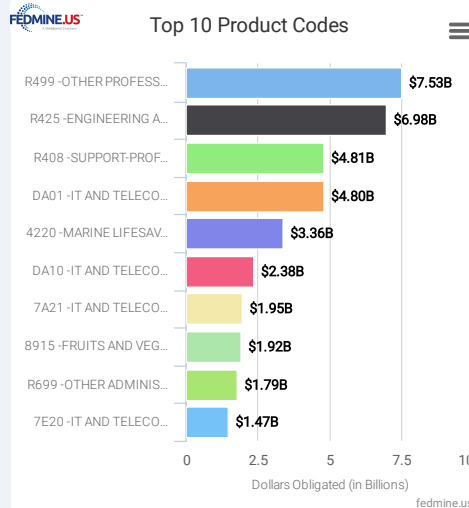
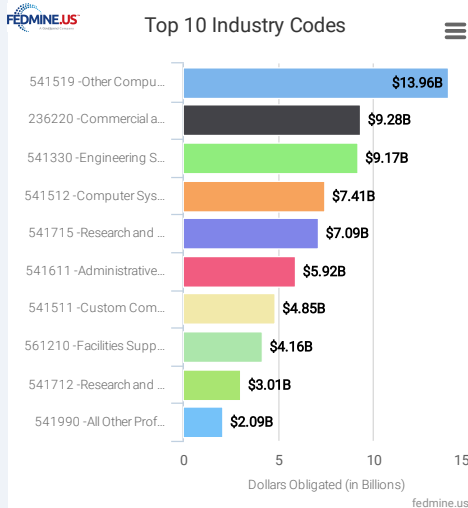
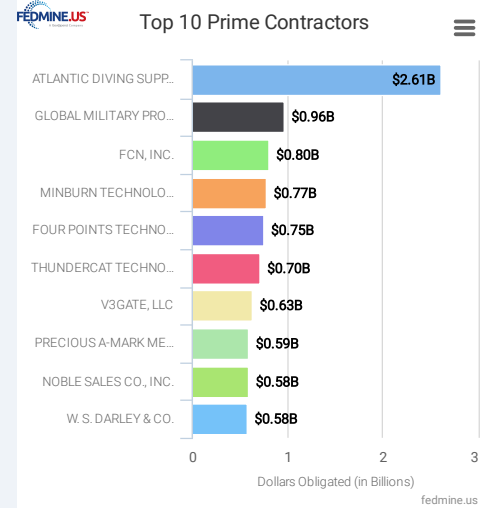
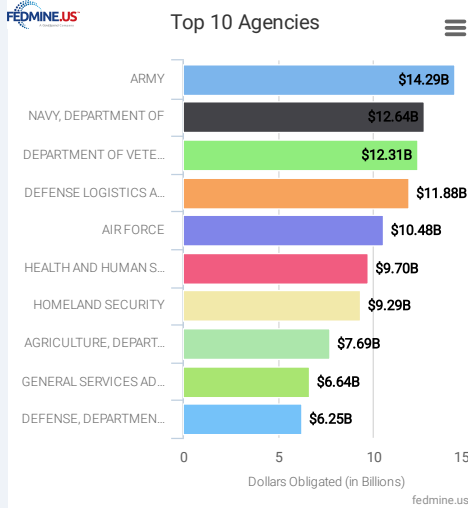
FY: 2023

- TIP 1:** *Reveal specific federal markets by clicking any dark blue NAICS or PSC code from their respective columns*
- TIP 2:** *Click on any Fedmine ID to view its FEDMINE Company Profile*
- TIP 3:** *Click on any light blue dollar amount to view details comprising that total*

Total Actions : 2,566,251
Total Amount : \$133,561,771,658
Total Companies : 74,660

Selected Criteria



Year: 2023 Type: By (Contracting) Agency Agency: SHOWING RESULTS FOR ALL AGENCIES Socio Economic Indicator: Small Business



Rank	Verified VOSB / SDVOSB	Fedmine ID	UEI	Company Name	Division Name	# Employees	Total Dollars	No of Actions	%	NAICS Code	PSC Code	State (HQ)
1		F364340448	GJMSFBCNMSK3	ATLANTIC DIVING SUPPLY INCORPORATED		61	\$2,606,095,042.08	53592	1.95%	339999	8405	Virginia
2		F082806070	L168LBGMAA13	GLOBAL MILITARY PRODUCTS, INC.	Global Military Products, Inc.	3,000	\$957,818,073.60	15	0.72%	332993	1395	Florida
3		F829145334	JEANDJTZ8HJ3	FCN, INC.	FCN, Inc.	100	\$804,927,358.78	2569	0.60%	541519	D320	Maryland
4		F089712529	WN8JFVZTBCA5	MINBURN TECHNOLOGY GROUP, LLC		10	\$773,444,704.93	747	0.58%	541519	DA10	Virginia
5		F350508414	H1KHJPJH9R51	FOUR POINTS TECHNOLOGY, L.L.C.		51	\$751,850,039.08	1804	0.56%	541519	DA10	Virginia
6		F530554287	UER4AJLUB8D5	THUNDERCAT TECHNOLOGY, LLC		54	\$703,609,540.43	1766	0.53%	541519	7030	Virginia
7		F535586905	J4KHM5JY79E3	V3GATE, LLC		32	\$625,147,242.46	602	0.47%	541519	DG11	Colorado
8		F391590933	CJZ8EW1Q7JJ6	PRECIOUS A-MARK METALS INC		20	\$587,783,653.02	113	0.44%	331491	9660	California
9		F234023690	YLE5AAYNVPK6	NOBLE SALES CO., INC.		10	\$583,675,104.84	90634	0.44%	339940	7510	Massachusetts
10		F339307576	TENRPZGMAGJ6	W. S. DARLEY & CO.		200	\$575,733,464.22	2481	0.43%	423990	R499	Illinois
11		F219254389	YD3QNKMHFJ8	PETROMAX REFINING COMPANY LLC		1	\$479,234,596.37	75	0.36%	324110	9130	Texas
12		F315219058	CGAKREGGN9J3	FLEET VEHICLE SOURCE, INC.		7	\$473,366,987.20	8603	0.35%	336111	2310	Nevada
13		F266929435	YA63J5PVEZE6	TORCH TECHNOLOGIES INC		270	\$407,167,248.65	245	0.30%	541712	AZ14	Alabama
14		F450334387	X1JJYEW4HAN9	FOUR LLC		26	\$398,236,056.24	700	0.30%	541519	DA10	Virginia
15		F262862178	GHHZCMTGD6J4	COINS 'N THINGS, INC.		32	\$391,028,771.68	71	0.29%	331491	9660	Massachusetts
16		F363270131	XK11LLUL61A7	NEW TECH SOLUTIONS, INC.		30	\$389,275,420.77	4007	0.29%	541519	7A21	California
17		F394396102	FAA2LVENETH4	TECHNICAL RESOURCES INTERNATIONAL, INC.		180	\$382,807,259.60	53	0.29%	541715	AN13	Maryland
18		F397091114	RSKJCS1FNLR3	IHEALTH LABS INC.		1,500	\$357,750,000.00	6	0.27%	325413	6640	California
19		F228842717	EZEJBJ28AMV4	ACCESS BIO, INC.		25	\$340,654,000.00	7	0.26%	325413	6640	New Jersey
20		F084785830	CHEUP6NNZHL9	THOMA-SEA MARINE CONSTRUCTORS, L.L.C.	Headquarters	329	\$321,965,055.17	43	0.24%	336611	J999	Louisiana
21		F228394320	HTYJCS9ZMH5	SUPPLYCORE INC.	HEADQUARTERS	80	\$280,431,631.93	18238	0.21%	332510	5120	Illinois
22		F353836461	NWKQVQED4C81	DEFENSE SYSTEMS AND SOLUTIONS		1	\$270,229,118.89	192	0.20%	336413	1905	Alabama
23		F345895713	QST7A5N63TL4	RICHARD GROUP LLC		8	\$264,062,932.49	76	0.20%	236220	Z1DA	Illinois
24		F831527397	R98MW4ZKUUK3	GOVERNMENT ACQUISITIONS, INC.		45	\$259,257,669.33	1618	0.19%	541519	DA10	Ohio
25		F187682922	S9L9DZ8RBNL6	PATRIOT CONTRACT SERVICES, LLC	Patriot Contract Services, LLC	450	\$259,047,058.36	462	0.19%	483111	M1PZ	California
26		F354807535	PJ2SP76D3HJ3	SCIENCE SYSTEMS AND APPLICATIONS, INC.		698	\$241,584,830.39	100	0.18%	541712	AJ53	Maryland
27		F277601818	CN4KSKX2UQY5	COUNTERTRADE PRODUCTS, INC.		42	\$239,722,652.08	1100	0.18%	541519	7021	Colorado
28		F272350373	M46UYVHVH4B1	AFFIGENT, LLC		59	\$235,285,081.72	568	0.18%	541519	7A21	Virginia
29		F262432094	MDC5LDZKQAM4	BLUE TECH INC.		40	\$233,733,896.98	1335	0.18%	541519	DA10	California
30		F516033325	SVSAKVZJN1S7	B3 GROUP, INC.		44	\$222,287,873.47	47	0.17%	541512	D322	Virginia
31		F015689589	EJMMJHYDFH6	SOFTWARE INFORMATION RESOURCE CORP.		17	\$220,416,041.46	1310	0.17%	541519	DA10	D.C.

32		F321522048	GFTGQRJ8F959	DEPLOYED RESOURCES, LLC		15	\$217,764,474.39	49	0.16%	541614, S216,	New York
33		F340471295	K8RNMK1CCQW3	PARAGON PROFESSIONAL SERVICES LLC		1	\$213,913,199.43	83	0.16%	562910, F999,	Alaska
34		F534003156	KHUUB19KDMA3	APPLIED RESEARCH SOLUTIONS, INC.	Applied Research Solutions, Inc.	580	\$212,934,831.81	130	0.16%	541712, U008,	Ohio
35		F534797873	R8KMUKAJRKJ6	MODERN TECHNOLOGY SOLUTIONS, INC.	Modern Technology Solutions Inc	550	\$203,367,438.56	107	0.15%	541712, R408,	Virginia
36		F248325523	MST2Z1EG1HV7	OASIS SYSTEMS, LLC		1,172	\$189,905,413.35	265	0.14%	541715, D399,	Massachusetts
37		F224788598	V9BHF33RNSG1	SENECA STRATEGIC PARTNERS, LLC		0	\$189,561,188.06	142	0.14%	541519, 7A21,	New York
38		F340919617	J4TDZHLUCGW3	METGREEN SOLUTIONS INC		2	\$186,656,402.54	227	0.14%	541519, 6680,	Nebraska
39		F228201733	CGE8ABMZLN9	ADVANCED COMPUTER CONCEPTS, INC.		45	\$185,590,566.85	940	0.14%	541519, 7A20,	Virginia
40		F576217055	FCZYF8MGM1K6	NATIONAL AIR CARGO GROUP, INC.		227	\$185,194,349.35	346	0.14%	481211, V121,	Florida
41		F212781439	JGSGGJTAMK1	PETRO STAR INC.		308	\$184,568,110.92	515	0.14%	324110, 9140,	Alaska
42		F224793759	NANQLBFHT5E1	ACCELGOV LLC		0	\$184,148,519.05	31	0.14%	541511, DA01,	Maryland
43		F340027462	FD7JDCJ4AMF9	ASRC FEDERAL SYSTEM SOLUTIONS, LLC		48	\$183,892,923.63	301	0.14%	541513, DF10,	Maryland
44		F353455170	KC3CH2MSK7Q3	ANDURIL INDUSTRIES, INC.		0	\$183,226,376.38	61	0.14%	541715, 6350,	California
45		F254257953	C6AJS6W1KBW3	CHEROKEE CRC, LLC		45	\$181,479,562.15	35	0.14%	238910, P500,	Oklahoma
46		F216307138	TLSDQXVD51D7	RANGER LAND SYSTEMS, INC.		174	\$180,134,666.04	58	0.13%	561210, E1PZ,	Alabama
47		F459321629	T8BVM29MEWU5	I3 FEDERAL, LLC		8	\$173,875,111.37	68	0.13%	541519, 7035,	Virginia
48		F551911540	PX72BSBQTKJ3	DMS PHARMACEUTICAL GROUP INC.		31	\$170,744,740.16	26066	0.13%	325412, 6505,	Illinois
49		F082833646	DJACUETFQUL8	GOVSMART, INC.		15	\$169,114,488.06	1045	0.13%	541519, J065,	Virginia
50		F380152526	LEEMJD9WKDC9	EA ENGINEERING, SCIENCE, AND TECHNOLOGY, INC., PBC		363	\$167,854,243.39	499	0.13%	562910, F108,	Maryland
51		F538902235	CXDSEEEUBM63	PLACID REFINING COMPANY LLC		222	\$166,681,637.51	76	0.12%	324110, 9130,	Louisiana
52		F539549425	FZNCCKF4X6D9	CRENDENCE MANAGEMENT SOLUTIONS LIMITED LIABILITY COMPANY		25	\$163,560,667.72	218	0.12%	541512, D399,	Virginia
53		F283490219	Y928UVG75CT6	ALVAREZ LLC		12	\$163,103,642.67	785	0.12%	541519, 7A21,	Virginia
54		F334300027	XJTAAHL58NB6	EASTERN SHIPBUILDING GROUP, INC.		1,265	\$161,292,384.72	14	0.12%	336611, 1905,	Florida
55		F353844437	C6EMRJ67V4M3	AGILE DECISION SCIENCES, LLC		0	\$161,080,489.79	270	0.12%	541990, R499,	Alabama
56		F340727611	DSHBDPKJCS69	CREATIVE IT SOLUTIONS, LLC		1	\$160,259,128.73	543	0.12%	541519, DA01,	Oklahoma
57		F347235248	EETHKLA2VB4	TECOLOTE RESEARCH, INC.	CORPORATE HEADQUARTERS	526	\$159,187,669.05	203	0.12%	541712, R499,	California
58		F274283327	J3KFWB7L63U6	OCEAN SHIPS, INC.		250	\$158,732,010.20	60	0.12%	483111, V124,	Texas
59		F312007625	YXRLX5PDCWK4	RADIANCE TECHNOLOGIES INC		455	\$158,704,344.50	146	0.12%	334290, 7G20,	Alabama
60		F363644110	J4DNP7JJ1MU3	AXLE INFORMATICS, LLC		5	\$155,035,261.97	411	0.12%	541519, R499,	Maryland
61		FXDGLFH7TLU41	ULDXTLGF7H14	CLEAR VANTAGE POINT SOLUTIONS II		0	\$154,948,480.27	1	0.12%	541611, R410,	Virginia


				LLC								
62		F599366819	L2SXZC41NQK7	A&R PACIFIC-GARNEY FEDERAL JV		0	\$154,913,555.00	6	0.12%	236220,	Y1AA,	Guam
63		F085546621	GJ5YALPQMCH1	IT CONCEPTS, INC.		73	\$153,712,280.79	68	0.12%	541511,	DF01,	Virginia
64		F236401783	D5BNEHB3UL89	CSI AVIATION SERVICES, INC.		25	\$153,112,834.86	50	0.11%	481211,	V121,	Texas
65		F317087079	M227DFMICY67	INTUITIVE RESEARCH AND TECHNOLOGY CORPORATION		108	\$150,165,787.82	228	0.11%	541715,	R706,	Alabama
66		F512698931	JHLYFJDMC8H1	POVOLNY GROUP, INC, THE		19	\$149,490,299.02	59	0.11%	238220,	J045,	Minnesota
67		F345549412	Z3BPH2N9K1L9	FIRST NATION GROUP, LLC		100	\$147,617,014.69	493	0.11%	339112,	6515,	Florida
68		F225343836	VYJDXNS158N5	SAFESOURCE DIRECT, L.L.C.	SafeSource Direct, LLC	0	\$144,763,969.00	1	0.11%	541715,	AN35,	Louisiana
69		F340560636	GCR1BVZ4SLP5	TEYA ENTERPRISES LLC		0	\$142,925,516.28	129	0.11%	561210,	S216,	Alaska
70		F353135763	R3G6PWHQRAY5	FAIRWINDS TECHNOLOGIES, LLC		1	\$142,487,101.30	88	0.11%	541519,	7C21,	Maryland
71		F352609826	ZZYLVTN9ZCQ8	KONIAG MANAGEMENT SOLUTIONS LLC		0	\$139,032,630.02	244	0.10%	541519,	DA01,	Alaska
72		F366984035	ZYLCHL6TZ3N1	MCP COMPUTER PRODUCTS INC.	MCPGOV	0	\$138,055,566.77	271	0.10%	541519,	7035,	California
73		F352655797	M7H2UMXAD9V3	AERODYNE-SGT ENGINEERING SERVICES, LLC		0	\$136,296,184.82	20	0.10%	541715,	R425,	Florida
74		F260275823	LJZTDJWPG431	STEAMPUNK, INC.		85	\$135,316,799.93	110	0.10%	541512,	DA01,	Virginia
75		F353594762	TL1KC3N18G37	CHENEGA GLOBAL PROTECTION, LLC		0	\$133,855,859.42	251	0.10%	561612,	S206,	Virginia
76		F224858019	N6CTZBFDV5J6	AC JV ONE, LLC		0	\$132,265,783.26	10	0.10%	238220,	Z1DZ,	Illinois
77		F345404422	LQ6WU15EKEN1	STUTZ PACKING COMPANY	Stutz Packing Company	35	\$131,858,255.21	83	0.10%	311911,	8915,	California
78		F340236610	H6WGLRDCU6D8	ASRC FEDERAL FIELD SERVICES, LLC		41	\$131,752,401.12	237	0.10%	561210,	M1HB,	Maryland
79		F352648860	FQGHTNZ5MTN5	SIGNATURE CHOICE LLC		2	\$130,386,322.59	10	0.10%	524292,	R499,	Virginia
80		F222953334	PJ2BS3KYWK55	REGAN TECHNOLOGIES CORPORATION		15	\$130,278,160.83	312	0.10%	335999,	J059,	Connecticut
81		F396078507	R5X5DXMX96M4	SO-PAK-CO, INC.	SOPAKCO, INC.	700	\$129,766,474.01	348	0.10%	311611,	8970,	South Carolina
82		F998708143	CYX7XBK19BU4	ANACAPA MICRO PRODUCTS, INC.		25	\$129,174,213.24	354	0.10%	541519,	7B22,	California
83		F379598866	ENG5KSE6FZV5	ANALYTICAL MECHANICS ASSOCIATES, INC.		431	\$128,988,451.03	97	0.10%	541712,	AJ14,	Virginia
84		F338291426	TTB1W4DXY7L5	BONGARDS' CREAMERIES	BONGARDS' CREAMERIES	480	\$128,920,331.19	99	0.10%	311513,	8910,	Minnesota
85		F291064564	P7SFAJZ6M9J6	FRONTIER TECHNOLOGY INC.		95	\$128,652,135.35	107	0.10%	541715,	AC32,	Ohio
86		F279797256	CL69E7KATK59	MICROTECHNOLOGIES LLC	MicroTech	80	\$127,752,387.89	557	0.10%	541519,	J070,	Virginia
87		F226892118	YNMDHJ4MWM98	MEDICAL PLACE INC.		39	\$126,081,710.06	45	0.09%	339113,	6515,	Alabama
88		F568115705	UDNBG3G6ZMM6	SYNERGY BUSINESS INNOVATION & SOLUTIONS INC.	Synergy Business Innovation	9	\$125,738,924.25	74	0.09%	541511,	D302,	Virginia
89		F244358290	JQVHPQK77633	IMT DEFENSE CORP.		475	\$125,586,630.64	7	0.09%	332993,	1320,	Ohio
90		F340633615	PQNNHF72NNM6	CHEROKEE NATION STRATEGIC PROGRAMS, LLC	Cherokee Nation Strategic Programs	51	\$123,149,209.46	165	0.09%	561612,	R430,	Oklahoma
91		FPGKZHFQXKC5Q	CZGPXKKHGFQ5	FORGEN-ODIN JV		0	\$122,032,880.00	3	0.09%	237990,	Y1KA,	California
92				GREENBRIER		18	\$121,531,113.38	110	0.09%	721110,	V231,	West Virginia

		F353351764	KVMTJANNET58	GOVERNMENT SOLUTIONS INC.								
93		F338723091	P4X8JNU7TMQ7	SOFTRAMS LLC		8	\$121,410,098.61	52	0.09%	541511, DA01,	Virginia	
94		F557198760	Y6PYN1Q8UKY7	AMTEC CORPORATION		1,078	\$121,178,206.74	17	0.09%	325920, 1377,	Wisconsin	
95		F512463078	F4M9NB1HD785	COLOSSAL CONTRACTING, LLC	Colossal Contracting, LLC	28	\$120,857,926.44	641	0.09%	541512, N060,	Virginia	
96		F353201970	S58NJBBDKRF5	KADIAK, LLC		1	\$119,010,833.57	140	0.09%	541110, R418,	Alaska	
97		F511249024	J1ADW6BL8MN5	SPATIAL FRONT INCORPORATED		15	\$118,351,231.61	226	0.09%	511210, 7A21,	Virginia	
98		F284553252	JKJ7JTLJJHR6	IGOV TECHNOLOGIES, INC.	iGov Technologies Inc.	86	\$115,604,240.34	128	0.09%	541519, 7035,	Virginia	
99		F218945686	HNK6ED5J3BN9	INTREPID, L.L.C.		1	\$113,748,315.73	56	0.09%	541712, R425,	Alabama	
100		F243631200	KC9TJYEW3KC4	APOGEE ENGINEERING, LLC		62	\$113,548,910.51	110	0.09%	541330, R499,	Colorado	
101		F831267926	E4ZQM4DEJZB5	PRECISE SYSTEMS INC		179	\$113,046,495.84	183	0.08%	541330, R425,	Maryland	
102		F403057258	KJQXXKB5WF89	DEEP MILE NETWORKS, LLC		0	\$112,967,126.58	22	0.08%	611430, R499,	Virginia	
103		F454376005	JP1AJYKRSMC4	INFORMATION TECHNOLOGY COALITION, INC.		50	\$112,846,287.46	75	0.08%	541512, DD01,	Virginia	
104		F086147272	XQJMR89SR6J7	HCI MANAGEMENT SERVICES COMPANY		49	\$112,296,778.29	335	0.08%	561110, R497,	Nebraska	
105		F082437548	NEMDM7AC9V68	CLASSIC AIR CHARTER INC.	Classic Air Charters Inc	3	\$111,871,807.73	14	0.08%	481219, V211,	Florida	
106		F839065678	E7RRWZMHYG13	AKIRA TECHNOLOGIES, INC		50	\$111,681,220.18	327	0.08%	541519, D305,	D.C.	
107		F332315231	K97DGB4NAKJ5	LS TECHNOLOGIES, LLC		220	\$109,822,995.94	282	0.08%	541330, R425,	Virginia	
108		F216723275	LERTSV4EQKB3	ESA SOUTH, INC.		30	\$109,445,962.21	44	0.08%	236220, Z2DA,	Florida	
109		F303410513	GUXLUYETMM48	ODYSSEY SYSTEMS CONSULTING GROUP, LTD.	N/A	80	\$108,546,895.85	108	0.08%	541712, R499,	Massachusetts	
110		F511247173	RQ68XNJUBBV5	HERITAGE HEALTH SOLUTIONS, INC.	Heritage Health Solutions, Inc.	47	\$108,140,946.68	29	0.08%	524292, R408,	Texas	
111		F280557978	NQL3JEME2443	GROVE RESOURCE SOLUTIONS, INC.		194	\$107,910,334.67	132	0.08%	541512, D399,	Maryland	
112		F288880476	DPQEDJ6CXZM5	PANAMERICA COMPUTERS, INC.		20	\$107,774,714.02	567	0.08%	541519, DA10,	Virginia	
113		F086400056	NF34JCA2PME3	ALPHA OMEGA INTEGRATION LLC		2	\$106,465,656.86	114	0.08%	541511, D399,	Virginia	
114		F533772499	JXL3M7N4DWX5	SPARKSOFT CORPORATION		1	\$106,172,027.26	41	0.08%	541511, H970,	Maryland	
115		F838068480	QEHMNH93DYH6	INNOVATIVE DEFENSE TECHNOLOGIES, LLC		100	\$106,153,839.38	63	0.08%	541715, AC12,	Virginia	
116		F201076837	S7Q4GKNGGA81	HYDROGEOLOGIC, INC.		328	\$105,315,519.92	208	0.08%	562910, F108,	Virginia	
117		F452572353	C134QVM1QLB5	HXS,, LLC		0	\$105,137,740.35	221	0.08%	541712, R425,	Florida	
118		F288889679	XVNB1QJY5N4	TRIBALCO, LLC		50	\$104,380,508.47	220	0.08%	339113, 6545,	Maryland	
119		F225705384	R3X2PL2N63L3	ADVANCED C4 SOLUTIONS, INC.		190	\$104,099,787.82	17	0.08%	518210, D321,	Florida	
120		F861494486	WBKKAR6MS7H5	CONCO, INC.		120	\$103,989,039.17	10	0.08%	332439, 8140,	Kentucky	
121		F015650964	MKF6VA9NZLR8	EXECUTIVE INFORMATION SYSTEMS, LLC		17	\$103,892,413.11	372	0.08%	541519, 7030,	Maryland	
122		F221534848	T65LCYKJCW58	NETCENTRIC TECHNOLOGY, LLC	NetCentric Technology, LLC	531	\$103,105,930.11	35	0.08%	561210, DG11,	New Jersey	
123		F335205762	MHMPN3F73NX3	ENVIRONMENTAL RESTORATION, L.L.C.		355	\$102,828,829.29	614	0.08%	562910, F108,	Missouri	
124				TUKNIK GOVERNMENT		2	\$102,511,695.72	218	0.08%	541519, R408,	Alaska	

	F340709514	GN2VKJH7LBC3	SERVICES LLC									
125	F299157262	C4KLXJ2N4G91	SEMANTICBITS, LLC		30	\$102,253,658.40	46	0.08%	541512,	D399,	Virginia	
126	F087065787	SA7ZWUEM9RG4	SYSTEMS & TECHNOLOGY RESEARCH LLC		3	\$102,208,500.00	107	0.08%	541712,	AD92,	Massachusetts	
127	F352334146	V4GVJZF4S263	NAKUPUNA SOLUTIONS, LLC		0	\$101,832,957.74	117	0.08%	541512,	DA01,	Virginia	
128	F321396235	VMRTJLWMQRH7	HALVIK CORP		30	\$101,802,226.30	219	0.08%	541511,	DA01,	Virginia	
129	F452404426	NUNVJJM2UYY1	EMERGENT, LLC		50	\$101,562,041.65	207	0.08%	511210,	7A20,	Virginia	
130	F569386521	Z78DJN KYJ2K5	DYNAMIC SYSTEMS, INC.		39	\$101,408,943.69	422	0.08%	541519,	DA10,	California	
131	F236016430	FZK7KZZJYNQ9	FEDERAL RESOURCES CORPORATION		50	\$101,245,233.54	232	0.08%	541519,	DA10,	Pennsylvania	
132	F239884732	EBHPGDLGQLB5	DEV TECHNOLOGY GROUP INCORPORATED		40	\$100,936,293.24	75	0.08%	541519,	D301,	Virginia	
133	 F459534822	J49CN39QTNW3	GOVERNMENT SCIENTIFIC SOURCE INCORPORATED		125	\$100,280,302.21	11753	0.08%	334516,	6550,	Virginia	
134	F530435100	MV7PBX3HLST1	FOXMAR, INC.	CORPORATE OFFICE	650	\$100,076,073.74	101	0.07%	611519,	M1CZ,	Kentucky	
135	F391559837	NY98VECEW8H6	TECHNOLOGY SERVICE CORPORATION		366	\$99,836,033.30	79	0.07%	541715,	AZ13,	Virginia	
136	 F565268162	GW9FLBWB5625	TRILLAMED, LLC		9	\$98,638,968.96	861	0.07%	339112,	J065,	Michigan	
137	F079514620	MU3CM1145E44	PROGENY SYSTEMS CORPORATION		469	\$98,240,533.92	170	0.07%	541330,	R425,	Virginia	
138	F564583133	C2T2JWN1D2K4	TEKSYNAP CORPORATION	0005155445256	8	\$97,808,013.09	159	0.07%	561990,	H199,	Virginia	
139	F352365787	N8Q9B2ALYVP3	LDRM, LLC		0	\$97,410,895.00	10	0.07%	541513,	M1AZ,	Virginia	
140	F291030540	JW7MRKSZ6YL3	CONTINENTAL ELECTRONICS CORPORATION		85	\$97,299,957.38	22	0.07%	334220,	5840,	Texas	
141	F351886028	FJS8P9C6B368	DCS CORPORATION		1,045	\$96,886,596.82	171	0.07%	541330,	R425,	Virginia	
142	F224724017	KXABSMPRN3C8	MITCHELL VANTAGE SYSTEMS, LLC	Mitchell Vantage Systems LLC	0	\$94,734,628.78	15	0.07%	541715,	R425,	Oklahoma	
143	F533718427	E41LV9AJGHQ1	PARAGON MICRO INC.		20	\$94,697,327.74	371	0.07%	541519,	7A21,	Illinois	
144	F094393551	JMVMGGNJGA29	GOVPLACE, INC.		50	\$94,537,681.89	363	0.07%	541519,	DJ10,	Virginia	
145	F337801037	MKJGBYTR5MM4	WIDEPOINT INTEGRATED SOLUTIONS CORP.	WidePoint Integrated Solution Corp	12	\$93,953,299.05	173	0.07%	517312,	DA01,	Virginia	
146	F317782440	Q56SJRJSJSE4	SECURIGENCE LLC		20	\$93,781,990.94	29	0.07%	541519,	DA01,	Virginia	
147	F512019346	RZB5P2ZLLUF1	SEALASKA CONSTRUCTORS, LLC		23	\$93,625,649.99	76	0.07%	236220,	Z2EB,	Washington	
148	F293047171	G4QHA4XRAA86	RSI ENTECH, LLC		270	\$93,269,484.85	59	0.07%	562910,	R799,	Tennessee	
149	F224973778	CLN7QEM9NCE1	LPC CONTRACTORS INC.		0	\$93,108,137.50	3	0.07%	237310,	Y1LB,	Puerto Rico	
150	 F345797841	HH52KZGMV2Y6	VETERANS EZ INFO INC.	Software Development Services	69	\$92,420,043.19	43	0.07%	541512,	D399,	California	
151	F332568864	YQWKDTNVB4J9	JAMAICA BEARINGS CO. INC.		123	\$92,286,622.04	2708	0.07%	332991,	3110,	New York	
152	F340488791	SM3DL16FHN43	ARCTICOM, LLC		9	\$92,230,407.71	172	0.07%	541611,	R499,	Alaska	
153	F863759648	RU2S2JCWKP4	BRASADA FORD, LTD.		199	\$92,059,356.00	909	0.07%	336112,	2320,	Texas	
154	F514455661	FFFBN9JMAKK3	POWERTRAIN INC		30	\$91,925,085.75	278	0.07%	541519,	U009,	Maryland	
155	F186468334	XCPKWEM58CV5	RHO FEDERAL SYSTEMS DIVISION, INC.		331	\$91,399,286.78	19	0.07%	541715,	AN11,	North Carolina	
156			AKIMA GLOBAL		59	\$90,889,395.16	37	0.07%	561612,	S206,	Alaska	

	F516509359	LUDNH5K4XQU9	SERVICES, LLC									
157	F353787271	K218AKKG7SH6	SUNIK, LLC		0	\$90,499,667.22	125	0.07%	561210,	Z1DB,	Virginia	
158	F331193456	VLXGTHQE5E57	DEYENS SHIPYARDS, INC		370	\$90,458,808.08	82	0.07%	336611,	J998,	South Carolina	
159	F353555515	KYNNE53LWS99	EAGLE HARBOR, LLC		0	\$89,668,637.56	96	0.07%	541330,	R408,	Alaska	
160	F309193757	JLAZY7RHKPJ3	SMS DATA PRODUCTS GROUP, INC.		270	\$89,379,354.65	59	0.07%	517110,	D399,	Virginia	
161	F340190143	LSY9B62DKAC8	GOLDBELT C6, LLC		12	\$89,009,393.58	249	0.07%	541715,	R499,	Virginia	
162	F355763302	D7GMZLLJLXB3	COSMIC ADVANCED ENGINEERED SOLUTIONS, INC.	Kratos Space, Training & Cyber	22	\$88,805,007.33	10	0.07%	541715,	AC21,	Colorado	
163	F324777208	PLXPJBXC84H5	NOVA TECHNOLOGIES AN EMPLOYEE OWNED ENGINEERING COMPANY		110	\$88,772,040.18	24	0.07%	336413,	J069,	Florida	
164	F534550851	MCLPKDBC DKY7	LYNKER TECHNOLOGIES LLC		23	\$88,729,123.55	191	0.07%	541511,	7A21,	Virginia	
165	F084554255	NWH9FNLK5KK1	TATITLTK FEDERAL SERVICES, INC.		1	\$88,570,997.33	162	0.07%	541611,	R499,	Alaska	
166	F535221986	Y6EBGJ91P6R5	TATITLTK TECHNOLOGIES, INC.		1	\$87,816,473.47	358	0.07%	541611,	R408,	Alaska	
167	F371669934	HSY2YML3VMQ7	ASSOCIATED MILK PRODUCERS, INC.		1,190	\$87,778,371.26	52	0.07%	311513,	8910,	Minnesota	
168	F353663587	FMWVU3EYSVF7	CHEROKEE NATION SYSTEM SOLUTIONS, LLC		1	\$87,608,441.19	547	0.07%	541990,	R499,	Oklahoma	
169	F458463448	JH4EWQC5P261	LAZARUS ENERGY HOLDINGS LLC		91	\$87,555,575.24	413	0.07%	324110,	9130,	Texas	
170	F2JQPKXLXSN1P	NPJ2XSQKLPX1	BARUPON L. L. C.		0	\$86,400,000.00	1	0.06%	325413,	6650,	California	
171	F453764514	EELNFQLNS977	PHOENIX LOGISTICS, LLC		85	\$86,125,768.18	49	0.06%	541512,	R425,	Arizona	
172	F348268124	F1DLCM6EGD31	INN FOODS, INC.		51	\$85,662,550.69	220	0.06%	311411,	8915,	California	
173	F322483053	ZSTBMNLHZ5P9	GARGIULO, FRANK M & SON INC		145	\$85,524,063.36	74995	0.06%	311991,	8915,	New Jersey	
174	F224330277	ULMYTS8ANMF4	HANFORD LABORATORY MANAGEMENT AND INTEGRATION LLC		0	\$85,471,762.44	15	0.06%	562910,	F999,	Washington	
175	F353979158	JYBLAXNKT647	CHENEGA ENTERPRISE SYSTEMS & SOLUTIONS, LLC		0	\$85,238,908.60	196	0.06%	541611,	U008,	Virginia	
176	F353889842	UJHHLTAPK7N5	FIREFLY AEROSPACE INC		0	\$85,044,913.93	11	0.06%	481212,	AR14,	Texas	
177	 F224362775	L2LMMGFF12A3	APTIVE HTG, LLC		1	\$84,517,040.24	63	0.06%	541611,	R499,	Virginia	
178	F340206256	LT1AZYC3CXK5	DIGNARI, LLC		9	\$84,457,594.04	49	0.06%	541513,	D399,	Virginia	
179	F353855972	XQJFSL4MCKR9	AKIMA DATA MANAGEMENT, LLC		0	\$84,325,065.27	54	0.06%	541519,	R408,	Virginia	
180	F353184045	LG4AXJ2HMHN3	CHUGACH TECHNICAL SOLUTIONS LLC		0	\$84,312,239.05	122	0.06%	541330,	R408,	Alaska	
181	F266840665	XX2WFHJEFB45	KAMPI COMPONENTS CO., INC.		65	\$83,529,439.15	8461	0.06%	313240,	8310,	Pennsylvania	
182	F210728934	PBCXB1D4K1C9	R.A. BURCH CONSTRUCTION CO., INC.		25	\$83,484,732.74	20	0.06%	236220,	Y1JZ,	California	
183	F340153037	K5L5KR3MZ538	ASRC FEDERAL DATA SOLUTIONS, LLC		66	\$83,428,014.68	244	0.06%	541512,	DF10,	Maryland	
184	F212457469	F65SGFW2TUC6	SABEL SYSTEMS TECHNOLOGY SOLUTIONS, LLC		26	\$83,339,618.27	116	0.06%	541611,	R499,	Ohio	
185	 F516877258	NP4TUKF8QCM5	SIERRA 7		113	\$83,084,480.36	182	0.06%	541511,	R710,	Virginia	
186	 F353392569	MHNFNJ1J5RF5	ODDBALL, INC.	Oddball Inc.	31	\$82,863,395.87	47	0.06%	541511,	DA01,	D.C.	

187		F822930399	L73LKJ1JCV M7	TISTA SCIENCE AND TECHNOLOGY CORPORATION		115	\$82,676,189.02	51	0.06%	541512, D399,	Maryland
188		F224270358	VDGANBVH9TT5	SGJV, LLC		0	\$82,570,259.62	20	0.06%	236220, Y1AZ,	Virginia
189		F270962578	NDYNH8RJT3G8	WWC GLOBAL LLC		20	\$81,958,480.17	119	0.06%	541330, R405,	Florida
190		F340144120	NEQUZGMGAKJ7	ALUTIQ INFORMATION MANAGEMENT, LLC		38	\$81,739,425.57	223	0.06%	541611, R408,	Alaska
191		F310968612	EHD6UHNJVH66	BARRIOS TECHNOLOGY, LTD.		383	\$81,497,947.56	112	0.06%	541715, R408,	Texas
192		F232003431	VKK6BGN5BDH3	CRIDER, INC.		475	\$81,362,077.57	63	0.06%	311615, 8905,	Georgia
193		F081769166	QDHNQJ9FHJW1	UNITED CAPITAL INVESTMENT GROUP, INC.		8	\$81,027,587.16	612	0.06%	324110, 9130,	Virginia
194		F353301656	EN8CWL G3K8N7	BOWHEAD PROGRAM MANAGEMENT & OPERATIONS, LLC		0	\$80,839,358.48	159	0.06%	541512, DA01,	Virginia
195		F353520436	WB3LFMA4KM45	BLACK CANYON CONSULTING LLC		0	\$80,630,744.60	46	0.06%	541611, R499,	Virginia
196		F353680951	P5GK BX8FR3M3	BERING GLOBAL SOLUTIONS, LLC		0	\$80,199,111.31	183	0.06%	561210, S216,	Alaska
197		F516540472	NKZQDVEJXJ34	AKIMA SUPPORT OPERATIONS, LLC		233	\$80,117,202.19	99	0.06%	561210, S216,	Virginia
198		F338971568	N8NGW9BXG5R8	MANAGEMENT SERVICES GROUP, INC.	VIRGINIA BEACH OPERATIONS	68	\$79,951,404.93	122	0.06%	334290, 7G20,	Virginia
199		F512283083	HLLKJP6ZVFB3	AVMAC LLC		164	\$79,949,617.15	41	0.06%	561210, R408,	Virginia
200		F516668536	WTERVPLW2SS6	KARSUN SOLUTIONS LLC	Karsun Solutions LLC	91	\$79,871,386.04	133	0.06%	541519, R425,	Virginia

Source:  FEDMINE analysis of Federal Procurement Data system - Next Generation Data (FPDS-NG)

Copyright © 2023 FEDMINE™