

## Customized Listing from Search Criteria

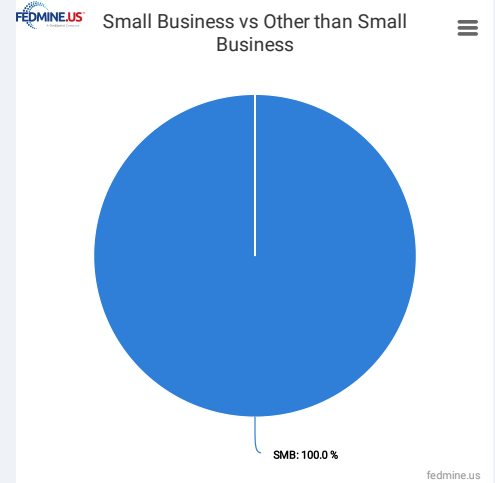
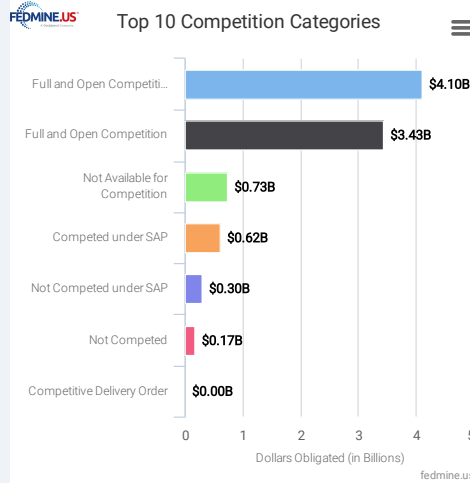
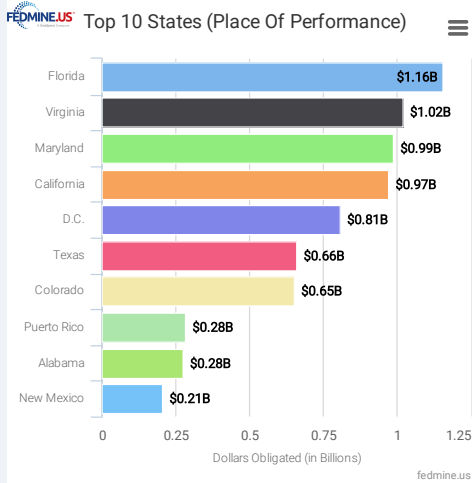
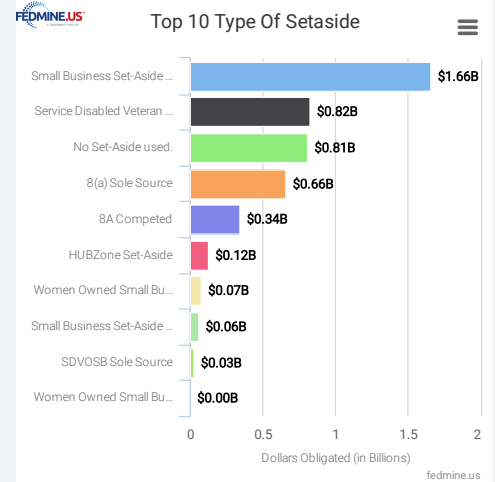
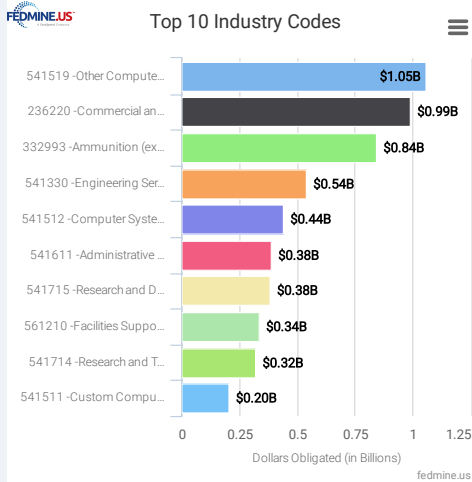
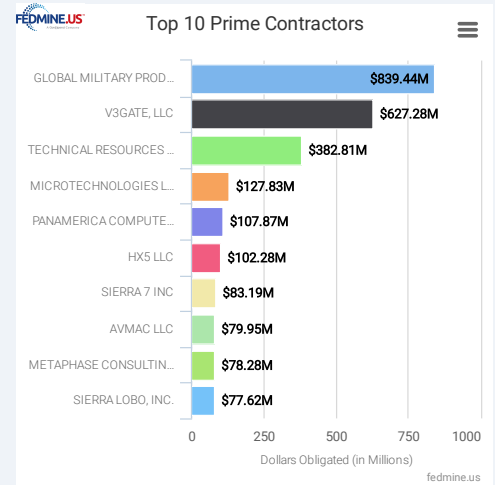
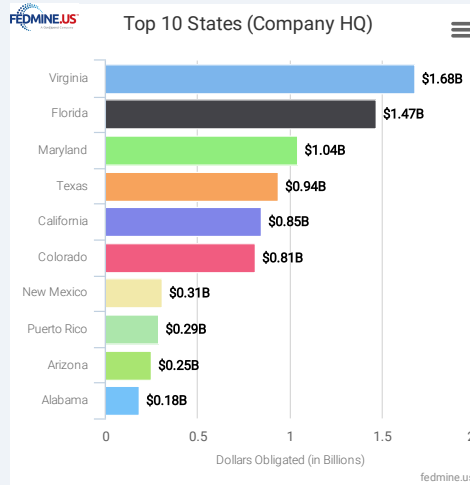
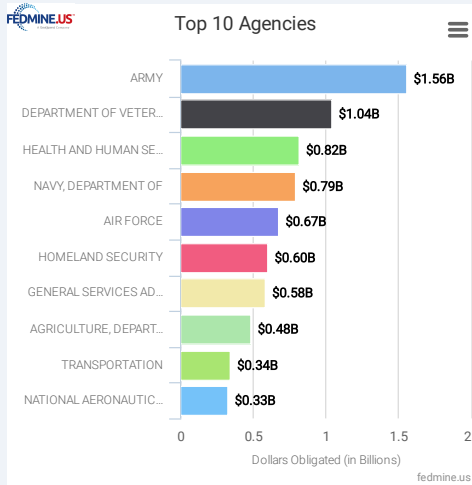
FY: 2023

- ▲ **TIP 1:** Reveal specific federal markets by clicking any dark blue NAICS or PSC code from their respective columns
- ▲ **TIP 2:** Click on any Fedmine ID to view its FEDMINE Company Profile
- ▲ **TIP 3:** Click on any light blue dollar amount to view details comprising that total

Total Actions : 142,287  
Total Amount : \$9,342,673,807  
Total Companies : 4,068

### Selected Criteria

Year: 2023 Type: By (Contracting) Agency Socioeconomic Indicator: Hispanic American Owned Business Agency: SHOWING RESULTS FOR ALL AGENCIES



Rank	Verified	Fedmine ID	UEI	Company Name	Division Name	#	Total	No of	%	NAICS	State (HQ)
------	----------	------------	-----	--------------	---------------	---	-------	-------	---	-------	------------

	VOSB / SDVOSB					Employees	Dollars	Actions		Code	PSC Code	
1		F082806070	L168LBGMAA13	GLOBAL MILITARY PRODUCTS, INC.	Global Military Products, Inc.	3,000	\$839,442,334.00	14	8.99%	332993,	1395,	Florida
2		F535586905	J4KHM5JY79E3	V3GATE, LLC		32	\$627,284,793.05	607	6.71%	541519,	DG11,	Colorado
3		F394396102	FAA2LVENETH4	TECHNICAL RESOURCES INTERNATIONAL, INC.		180	\$382,807,259.60	53	4.10%	541715,	AN13,	Maryland
4		F279797256	CL69E7KATK59	MICROTECHNOLOGIES LLC	MicroTech	80	\$127,830,592.29	562	1.37%	541519,	J070,	Virginia
5		F288880476	DPQEDJ6CXZM5	PANAMERICA COMPUTERS, INC.		20	\$107,865,192.40	571	1.15%	541519,	DA10,	Virginia
6		F452572353	C134QVM1QLB5	HX5,, LLC		0	\$102,284,369.44	223	1.09%	541712,	R425,	Florida
7		F516877258	NP4TUKF8QCM5	SIERRA 7		113	\$83,186,672.86	184	0.89%	541511,	R710,	Virginia
8		F512283083	HLLKJP6ZVFB3	AVMAC LLC		164	\$79,949,617.15	41	0.86%	561210,	R408,	Virginia
9		F310364288	ZH8ACM4ZWDL7	METAPHASE CONSULTING LLC	MetaPhase Consulting LLC	6	\$78,281,868.37	172	0.84%	541330,	R408,	Virginia
10		F065605051	ERWXLW98LM84	SIERRA LOBO, INC.		512	\$77,619,528.55	47	0.83%	541715,	AR11,	Ohio
11		F225068775	UFU3KV3SYHR3	SERRATO CORPORATION		150	\$75,897,312.19	102	0.81%	611519,	M1CZ,	Arizona
12		F345765425	H294NPGNMEB5	BUILDING PEOPLE, LLC, THE	The Building People, LLC	7	\$73,652,672.34	401	0.79%	541611,	R410,	Virginia
13		F236384145	EH2ULQUQ2KG9	COLSA CORPORATION		950	\$73,587,423.02	89	0.79%	541712,	R425,	Alabama
14		F339060523	CQJFK8JL6MM7	NAVARRO RESEARCH AND ENGINEERING, INC.		695	\$73,209,173.35	97	0.78%	562910,	F999,	Tennessee
15		F277257106	JL6AV7K3EMW1	ELEVATION LIMITED		5	\$67,369,232.15	29	0.72%	541613,	R701,	D.C.
16		F397466997	UCR9VMCCN3H5	PRESCIENT EDGE CORPORATION		12	\$66,142,744.60	57	0.71%	541715,	AC33,	Virginia
17		F516325603	GK55J77VGN84	CYNERGY PROFESSIONAL SYSTEMS LLC		10	\$64,284,061.45	366	0.69%	541519,	D399,	California
18		F220615896	NRF7MEAF1359	MILITARY & FEDERAL CONSTRUCTION COMPANY, INC.		15	\$64,231,644.71	31	0.69%	236220,	Z2JZ,	North Carolina
19		F085665741	D8WPNBKRHB4	KING & GEORGE, LLC		69	\$61,199,450.37	648	0.66%	561210,	Z1AA,	Texas
20		F352675632	LDUXMM3MZU46	FRUTA ROYAL LLC	FRUTA ROYAL LLC	0	\$53,709,867.56	35	0.57%	311991,	8915,	California
21		F268181798	Z1NYY8TDZYH1	ROBERT H BARRIOS		90	\$52,701,487.29	143	0.56%	311411,	8915,	California
22		F320420372	CM9VW5P6GKB6	PROJECT ENHANCEMENT CORPORATION		85	\$51,956,342.81	82	0.56%	541620,	R699,	Maryland
23		F347869187	DKYXDAHNYD36	BASTION TECHNOLOGIES, INC.	BASTION TECHNOLOGIES INC.	530	\$47,821,456.49	36	0.51%	541715,	R425,	Texas
24		F560482463	HXBBEPUC48F5	BELLESE TECHNOLOGIES, LLC		13	\$44,569,303.19	16	0.48%	541512,	D399,	Maryland
25		F405612690	L3LZRJNCQA6	GAMA-1 TECHNOLOGIES, LLC	GAMA-1 Technologies, LLC	29	\$43,530,266.49	37	0.47%	541513,	6015,	Maryland
26		F998045534	Z5LLHNEXM9L8	CARTRIDGE TECHNOLOGIES, LLC		25	\$42,052,512.43	749	0.45%	811212,	J070,	Maryland
27		F548585981	ZF2JKBE7K285	WESTWIND COMPUTER PRODUCTS, INC.	Westwind Computer Products, Inc.	14	\$41,487,166.35	240	0.44%	541519,	7A20,	New Mexico
28		F224973778	CLN7QEM9NCE1	LPC CONTRACTORS INC		0	\$41,115,000.00	1	0.44%	237310,	Y1LB,	Puerto Rico
29		F534788632	HB6GKZYMMW89	LUKOS, LLC		51	\$39,606,006.08	96	0.42%	541611,	R408,	Florida
30		F569797094	HN6NLGLPEAJ2	DILLIGAS CORP		133	\$39,510,996.19	181	0.42%	561320,	Q509,	Texas
31		F402322976	ZN18CLHUHKK4	BIRMINGHAM INDUSTRIAL CONSTRUCTION, LLC		40	\$39,462,136.82	46	0.42%	236220,	Z2FZ,	Alabama
32		F868405859	KEQ1SSDKM6L5	NEXGEN DATA SYSTEMS, INC.		75	\$39,453,618.77	34	0.42%	541511,	D399,	South Carolina

33		F353054266	CWKEYCF97KB6	COFORMA, LLC		3	\$38,280,922.89	32	0.41%	541511, DA01,	D.C.
34		F536366311	C4S6Z1ALKEP1	MONO MACHINES LLC	Mono Machines LLC dba Supply Chimp	10	\$37,595,036.43	75429	0.40%	322230, 7510,	New York
35		F455170831	LREZCR4GTFM5	RESEARCH MANAGEMENT CONSULTANTS INC.		97	\$37,113,522.03	52	0.40%	541519, D308,	Colorado
36		F533203456	RK5ZXQ77CN73	L1 ENTERPRISES INCORPORATED		11	\$36,208,445.19	177	0.39%	339112, J065,	Maryland
37		F548549297	HKS1BN6QXJ95	IQ SOLUTIONS, INC.		260	\$35,589,743.44	50	0.38%	511199, R701,	Maryland
38		F278150007	NNK9K1JVKN01	ADC LTD NM		510	\$34,732,483.45	45	0.37%	561612, S206,	New Mexico
39		F557780367	W5EHV29UX9J1	TRI STAR ENGINEERING, INC.		180	\$34,657,548.01	107	0.37%	541330, R408,	Indiana
40		F233265358	J7FUYPW933N6	BIXAL SOLUTIONS INCORPORATED		42	\$34,577,926.50	77	0.37%	541613, D308,	Virginia
41		F534962962	KAKNBZ3MWJV3	DEVELOPMENT INFOSTRUCTURE, INC.		31	\$34,533,280.13	6	0.37%	541512, R408,	Virginia
42		F353897571	CYTHXD2LMD05	ANALYTIC ACQUISITIONS LLC		0	\$32,630,954.92	10	0.35%	541519, D399,	Maryland
43		F352141798	G8QGKEG9PBA7	SYNERGY LOGISTICS SERVICES II, LLC		0	\$30,613,421.06	32	0.33%	493110, S215,	Missouri
44		F087596218	WBV3EXMXX8C7	M M MANUFACTURING LLC		330	\$29,527,316.77	78	0.32%	315210, 8415,	Puerto Rico
45		F010353675	VKKVJKSKMDS6	NORTH AMERICAN SECURITY, INCORPORATED		275	\$29,270,381.38	87	0.31%	561612, S206,	Oklahoma
46		F321501818	ZAG3K25C4KU7	NETWORK MANAGEMENT RESOURCES, INC.	Network Management Resources Inc	110	\$29,135,548.97	25	0.31%	541513, D399,	Virginia
47		F348788111	SJKJDZ29RB9	PATE CONSTRUCTION CO., INC.		55	\$29,003,062.50	7	0.31%	237990, P500,	Colorado
48		F345873790	E7K8F1ULJR64	GIACARE AND MEDTRUST JV, LLC		16	\$28,306,957.83	13	0.30%	621399, Q401,	Florida
49		F218002700	UXPXC811WRS3	VALDEZ INTERNATIONAL CORPORATION		160	\$27,336,340.98	8	0.29%	541513, D301,	Colorado
50		F085158666	TSL3JWEH5XX1	FEDBIZ IT SOLUTIONS LLC		7	\$26,918,257.94	159	0.29%	541519, 7030,	Virginia
51		F011945569	WLNAGKKNW53	ENGINEERING SERVICES NETWORK, INC.		130	\$26,622,426.43	88	0.28%	541330, R425,	Virginia
52		F352191787	ZSFHH7DE9N85	INVICTA GLOBAL, LLC		0	\$25,691,096.45	64	0.27%	561210, S216,	Texas
53		F513604898	SLM7RNSKD525	HERMAN CONSTRUCTION GROUP, INC.		42	\$25,656,360.65	44	0.27%	236220, Y1AZ,	California
54		F345821015	WUYNHZFVR6R3	KENT, CAMPA AND KATE INCORPORATED		119	\$25,375,382.04	41	0.27%	561110, R699,	Virginia
55		F330310010	PULSQBSP58H5	COMMUNICATIONS RESOURCE INCORPORATED	Communications Resource Inc	95	\$25,358,310.11	75	0.27%	541519, R410,	Virginia
56		F358653254	RCDJC4GKA753	MAIN BUILDING MAINTENANCE, INC.		248	\$25,330,028.95	22	0.27%	561720, S299,	Texas
57		F341962232	GDQLRDFJNRD3	MERLIN INTERNATIONAL, INC.		133	\$25,295,673.55	40	0.27%	334111, D319,	Virginia
58		F530285236	MKFJCFVQ9B8	ZEMITEK, LLC		19	\$25,279,037.13	44	0.27%	541611, R402,	Maryland
59		F080154631	JJKPJR3QLCL5	SANDOW CONSTRUCTION INC		12	\$25,027,311.74	71	0.27%	562910, F108,	Maryland
60		F353874524	DEMTGHL79QK4	GLOBAL SOLUTIONS VENTURES, LLC	Global Solutions Ventures, LLC	0	\$24,869,790.69	12	0.27%	541330, R408,	Maryland
61		F275373418	GG88Z283HTH3	CAPE ENVIRONMENTAL MANAGEMENT INC.		230	\$24,809,442.10	54	0.27%	562910, F108,	Georgia
62		F380197315	XBLGJCBFM4X7	MIRACORP, INC.		181	\$24,701,134.14	112	0.26%	561110, R699,	Arizona
63		F226306417	HZNQS2GNUME4	ALAMO CITY CONSTRUCTORS, INC.		20	\$24,275,074.88	11	0.26%	237310, Y1LB,	Texas
64		F565558402	C19UCN8MLRE5	ADVANTIX ENGINEERING, CORP.	ENGINEERING AND CONSTRUCTION	20	\$23,679,026.22	53	0.25%	238220, N041,	Puerto Rico


65		F565417294	NK24DGVNDFX9	I TECH AG LLC		17	\$23,493,239.66	37	0.25%	541512,	R499,	Virginia
66		F080070987	RM9GACFMSLG7	COMPETITIVE RANGE SOLUTIONS, LLC		87	\$23,461,468.34	93	0.25%	541611,	D399,	Illinois
67		F345467352	PKJGXZ174Q6	MELGAR FACILITY MAINTENANCE LLC		33	\$23,262,036.81	139	0.25%	561720,	S201,	California
68		F068244686	LU7GZQJBMLM8	INTERNATIONAL BUSINESS SALES & SERVICES CORPORATION		10	\$22,627,542.13	124	0.24%	541511,	D399,	Maryland
69		F296264813	F3XNVGD59VH7	CUSTOM MECHANICAL SYSTEMS, CORP.		60	\$22,383,463.99	69	0.24%	236220,	J012,	Indiana
70		F224992448	HNACGTYK29J7	KGJJ ENGINEERING SOLUTIONS, LLC		0	\$22,221,219.96	17	0.24%	561210,	M1AZ,	Texas
71		F377111404	N3LGEC9N9ZA5	HEFFLER CONTRACTING GROUP		15	\$22,103,627.77	107	0.24%	236220,	ZZJZ,	California
72		F353245202	PMYLAS13RLK9	SYNERGY LOGISTICS SERVICES, LLC		200	\$22,049,324.34	35	0.24%	561210,	R706,	Missouri
73		F862763002	MU5BJR4UM2V3	CSSI, INC.		280	\$21,676,520.93	60	0.23%	541330,	R499,	D.C.
74		F314671174	ZLMVRKMN9X54	RE-ENGINEERED BUSINESS SOLUTIONS, INC.	Re-engineered Business Solutions, Inc.	172	\$21,644,353.61	51	0.23%	561210,	M1AZ,	Florida
75		F217341357	H5EHZJMD3MM7	BRUNET GARCIA ADVERTISING INC		17	\$21,567,689.94	47	0.23%	541613,	R410,	Florida
76		F353121745	EP5NXCQGB6K6	RIOS PARTNERS, LLC		21	\$21,242,194.66	45	0.23%	541611,	R707,	Virginia
77		F210822265	NHRJBRC4SX35	LEAD BUILDERS, INC.		25	\$21,183,820.31	25	0.23%	236220,	ZZJZ,	California
78		F086367092	F7FYWKK4NRN7	PERIKIN ENTERPRISES, LLC		10	\$20,593,542.28	50	0.22%	236220,	N061,	New Mexico
79		F564467249	RDWHWEJZ9ME6	INNOVATIVE CONSULTING & MANAGEMENT SERVICES, LLC		10	\$20,423,203.46	142	0.22%	561210,	Z1DB,	Maryland
80		F345192812	N2H6YLMHS5J9	TST TACTICAL DEFENSE SOLUTIONS, INC.		49	\$20,405,393.84	27	0.22%	236220,	Z1DA,	Virginia
81		F263118907	NB31NPVJHRZ5	SIGMA SCIENCE, INC.	Sigma Science, Inc.	20	\$20,285,620.74	86	0.22%	541330,	R425,	New Mexico
82		F455658922	WE9CMNF51GD5	CRL TECHNOLOGIES, INC		33	\$20,206,439.41	91	0.22%	541330,	R425,	Virginia
83		F345944165	YEXAMTSTKRU1	JXR CONSTRUCTORS INC	JXR Constructors, Inc.	2	\$20,183,328.30	23	0.22%	333415,	J041,	California
84		F377642974	PLJEN6KGEHV3	X TECHNOLOGIES, INC.		27	\$20,090,752.91	54	0.22%	541512,	D399,	Texas
85		F269773149	G2MAQCKH5DR1	M2 TECHNOLOGY, INC.		8	\$20,018,188.62	199	0.21%	334111,	7010,	Texas
86		F821425053	JMCNAETH3RM5	FIORE INDUSTRIES INC.	Fiore Industries Inc	44	\$19,665,378.34	18	0.21%	561612,	S206,	New Mexico
87		F224213290	SDDLCAUEAN5	ARETECSBD LLC		0	\$19,617,995.00	23	0.21%	541512,	DJ01,	Virginia
88		F340146393	GJ38U159CDH7	OCS CONSTRUCTION SERVICES, INC.		6	\$19,364,835.90	74	0.21%	238220,	ZZAZ,	California
89		F839687787	XGMXFUBQCV24	SAN JOAQUIN FIGS INC		75	\$19,348,536.87	15	0.21%	111335,	8915,	California
90		F512374770	G4XLNY9MGNN5	IMG-CROWN ENERGY SERVICES JOINT VENTURE		60	\$19,315,781.44	14	0.21%	518210,	R702,	Virginia
91		F564750319	WRHHNUKSYBN1	RIVIDIU INC.		70	\$19,109,361.19	103	0.20%	541612,	R799,	Virginia
92		F530804491	C9KKR521WLG3	IMPERIAL FORESTRY, INCORPORATED		90	\$18,583,362.55	146	0.20%	115310,	F004,	Oregon
93		F085693145	JCJ5T8BDKC73	ENVISTACOM, L.L.C.	ENVISTACOM, L.L.C.	40	\$18,582,487.81	27	0.20%	541512,	D399,	Georgia
94		F864424767	KL36P1L5H833	PROFESSIONAL AND SCIENTIFIC ASSOCIATES, INC.	PSA	84	\$18,317,269.55	704	0.20%	561920,	R706,	Virginia
95		F353783684	LNQTWC36RCZ4	GIAMED ALLIANCE JV LLC		0	\$18,187,159.35	90	0.19%	622110,	Q401,	Florida
96		F560563343	WUSTCRNJKLT6	ANALYTICA LLC		50	\$17,838,412.60	95	0.19%	519190,	7A21,	D.C.
97		F221794611	W69MM3ESGPM3	UNITED SUPPORT SERVICES, INC.		31	\$17,750,026.92	28	0.19%	541330,	DA01,	California
98		F224066874	V1N3ESZ827M5	TACTICAL INFRASTRUCTURE		0	\$17,728,166.58	13	0.19%	237990,	Z1QA,	Arizona

				MAINTENANCE SOLUTIONS, LLC								
99		F243227737	WND2DZ7JS6D3	ROCKHILL GROUP, INC., THE		461	\$17,673,075.39	24	0.19%	611512, U099,	Florida	
100		F400297793	DWT1XD8JT8M4	NEW RIVER SYSTEMS CORPORATION		45	\$17,654,558.32	36	0.19%	511199, 7J20,	Virginia	
101		F458280922	SYYYBAUWMQG3	GEMINI TECH SERVICES LLC	GTS	200	\$17,595,926.48	102	0.19%	541611, R699,	Texas	
102		F454182136	M82PBCZG99E5	SQUARE ONE ARMORING SERVICES CO.		39	\$17,519,848.44	34	0.19%	336992, J023,	Florida	
103		F820420801	TK17ZGD5YNA9	WILDFLOWER INTERNATIONAL, LTD.	Wildflower International, Ltd.	0	\$17,290,866.44	357	0.19%	541519, 7A21,	New Mexico	
104		F348789702	C722A7TELNX3	L&M TECHNOLOGIES, INC.		83	\$17,191,273.45	74	0.18%	541614, R706,	New Mexico	
105		F072064053	CL9WYVJ7MKY5	FASONE CONSTRUCTION, INC.		15	\$17,174,487.77	46	0.18%	236220, Z2AA,	California	
106		F539558315	Q21TPXX7LCF7	TRIDENT TECHNOLOGIES, LLC		25	\$17,170,174.08	30	0.18%	541330, R408,	Alabama	
107		F455442051	NWLKEJSEBQ1	DCM ARCHITECTURE & ENGINEERING, LLC		18	\$17,112,599.72	61	0.18%	236220, Z2AA,	New Jersey	
108		F560381417	J84GXV5ZKJK9	ABBA TECHNOLOGIES, INC.		34	\$16,842,114.06	155	0.18%	334111, 7C20,	New Mexico	
109		F085650623	SR9YMMGQE8B5	SYSCOM, INC		1	\$16,505,724.53	47	0.18%	541990, DE01,	Colorado	
110		F224667830	KTKAJMT825V8	INVICTA DEFENSE LLC		0	\$16,161,703.66	33	0.17%	561210, S216,	Texas	
111		F383130349	Y29LV4MTUNK7	RELIANCE MEDICAL TRANSPORT, LLC		15	\$15,984,112.40	19	0.17%	621910, V225,	Virginia	
112		F458681200	MPJ7FA3XTPQ6	ATA AEROSPACE, LLC		50	\$15,945,745.58	15	0.17%	541712, 1820,	New Mexico	
113		F240956773	MEKSHDL5THP8	SOUZA CONSTRUCTION, INC.		25	\$15,943,544.00	21	0.17%	236220, Y1AA,	California	
114		F212376670	GZB5BXPVN3M5	PENTAQ MANUFACTURING, CORP.		250	\$15,890,228.56	30	0.17%	315210, 8415,	Puerto Rico	
115		F353588986	KP3WZAS91F44	AMERICAN VETERAN CONTRACTING SOLUTIONS, LLC		3	\$15,778,958.04	9	0.17%	621511, 6515,	Arizona	
116		F378919920	MFP3NPP378C5	NEXTSTEP TECHNOLOGY, INC		20	\$15,433,203.68	66	0.17%	541330, R699,	California	
117		F516073297	J6RABVHB87Y5	VICTOR GROUP, INC. THE		85	\$15,378,212.10	20	0.16%	561720, S201,	Texas	
118		F227212596	JUW9L5VDS8T9	AMERIGUARD SECURITY SERVICES, INC.		250	\$15,374,135.61	14	0.16%	561612, S206,	California	
119		F340694491	LKUGGSQH6PK9	HERMAN/JCG CO JV		1	\$15,297,640.27	9	0.16%	236220, Z2JZ,	California	
120		F565558213	EYUYGMBP46G6	UNIFIED CONTRACTOR, INC.		6	\$15,259,143.54	21	0.16%	236220, Y1QA,	New Mexico	
121		F276133666	LBMXHCLLM6A5	JRC INTEGRATED SYSTEMS INC		16	\$15,188,641.35	48	0.16%	541519, DA01,	D.C.	
122		F321741564	KKAMAV6PC4C8	KANDOR MANUFACTURING, INC		70	\$15,081,185.40	44	0.16%	315220, 8405,	Puerto Rico	
123		F224186123	Y1VMLB3LKNK9	NOVEL CONSTRUCTION LLC	Novel Construction LLC	0	\$14,972,812.96	6	0.16%	237310, Y1LB,	Puerto Rico	
124		F837491150	LWBHJMDUJ84	COGAR GROUP, LTD., THE		220	\$14,965,952.96	44	0.16%	561612, S206,	Virginia	
125		F824771227	HJWTVNBGPBV6	MAN-MACHINE SYSTEMS ASSESSMENT (MSA), INCORPORATED		30	\$14,894,703.53	24	0.16%	541330, H910,	Texas	
126		F531411118	H7RGNK5VDC3	ALANTE SECURITY GROUP INC		250	\$14,835,104.97	28	0.16%	561612, S206,	New York	
127		F539269813	ZL7MRVE6E4N3	EASTERN CONSTRUCTION & ELECTRIC INC.		46	\$14,792,279.06	69	0.16%	236220, Z2AA,	New Jersey	
128		F312850951	MG75EJJPJFZ7	RED CARROT INC	Red Carrot Inc	12	\$14,781,246.08	77	0.16%	541613, R408,	Florida	
129		F456013662	M13YRXDTBBP5	PUERTO RICO APPAREL MANUFACTURING (PRAMA) CORP.		201	\$14,733,877.58	31	0.16%	315210, 8415,	Puerto Rico	
								6				

130		F353940197	L477QNN6MM84	SAGUARO BUSINESS SOLUTIONS LLC		0	\$14,535,914.36		0.16%	611512,	U009,	Arizona
131		F839504763	QTGBJMFN6DC3	MACRO-Z-TECHNOLOGY COMPANY		42	\$14,474,522.33	6	0.15%	236220,	Y1AZ,	California
132		F098065624	JBNZZ87KNTZ8	ACCEL CONSTRUCTION SERVICES GROUP, LLC		8	\$14,414,792.28	52	0.15%	236220,	Z2AA,	Illinois
133		F340528533	SQNKMR3172H7	ALPHA SPACE TEST AND RESEARCH ALLIANCE, LLC		1	\$14,337,084.00	20	0.15%	541715,	AR12,	Texas
134		F250723629	TMRCWZ2UQRL8	MORGAN BUSINESS CONSULTING, LLC		23	\$14,325,646.53	22	0.15%	541330,	R408,	Virginia
135		F015319941	EGN3JL1E8SC6	TOTAL SOLUTIONS, INC.		85	\$14,161,002.89	172	0.15%	541611,	R699,	Alabama
136		F280732509	RK1CRZMLXL37	SKYLLA ENGINEERING LTD.		127	\$14,139,992.16	18	0.15%	541330,	J058,	Texas
137		F365089857	YUS3LBSE3WB6	MARTIN BROTHERS CONSTRUCTION		75	\$14,138,159.44	12	0.15%	237990,	Y1PA,	California
138		F353525506	Y4BBJEHPZEM4	KJS SUPPORT SERVICES JOINT VENTURE LLC		0	\$14,087,202.14	86	0.15%	561210,	Z2BZ,	Texas
139		F340275524	GRYKNJ8BGF8	SANCORP CONSULTING, LLC		1	\$13,991,394.18	32	0.15%	541690,	R408,	Virginia
140		F350276252	H51CAWUENR58	LENTECH, INC.		16	\$13,681,594.06	55	0.15%	541512,	D399,	New Mexico
141		F408839926	Z53JAXMKWJ48	VESA HEALTH & TECHNOLOGY, INC.		365	\$13,636,616.33	40	0.15%	561320,	Q201,	Texas
142		F276777800	FVGVBT1CXNB3	ATSG CORPORATION		107	\$13,631,839.74	74	0.15%	541611,	R406,	Virginia
143		F380738410	WRLNL96Z2KE4	EAST COAST REPAIR & FABRICATION, L.L.C.		178	\$13,603,976.41	131	0.15%	336611,	J998,	Virginia
144		F397810042	JHARC6U9CLA5	GE FORESTRY, INC.	N/A	85	\$13,602,850.65	128	0.15%	115310,	F005,	Oregon
145		F570117287	HBMLZLJ3KQF5	PANAMERICA COMPUTERS, INC.		14	\$13,588,349.17	96	0.15%	443120,	7010,	Virginia
146		F340597106	N9VMHXDPMNT5	ASIRTEK FEDERAL SERVICES, LLC		0	\$13,378,740.39	22	0.14%	541330,	R408,	Texas
147		F269121392	GFHQVAFQJ1B5	METROSTAR SYSTEMS, INC.	OPERATIONS/DEVELOPMENT	136	\$13,304,904.14	27	0.14%	541512,	R707,	Virginia
148		F820391722	CVK4HL3P5D54	THOMAS CASTRO GUTIERREZ CPA, LLC		30	\$13,213,019.13	99	0.14%	541219,	R704,	Virginia
149		F224213287	KAYAM1VLLTZ3	HDDJV		0	\$13,210,811.20	4	0.14%	236220,	Y1JZ,	Virginia
150		F513512982	VCASGYK6ADM4	SYNCON, LLC		12	\$13,210,298.20	43	0.14%	236220,	Z2AA,	Virginia
151		F339996354	UY8JZPLM51S4	JARIA LLC		0	\$13,175,502.06	11	0.14%	541611,	R499,	Virginia
152		F590279895	URAWZCAL5KM7	AEGIS AEROSPACE INC		287	\$13,155,751.09	35	0.14%	541712,	AR67,	Texas
153		F560705048	U3QJUBM7ZFA6	BEAT, LLC		82	\$13,152,632.10	48	0.14%	541512,	D399,	Texas
154		F376792052	YF39CKB7W4Y3	RENOVA ENVIRONMENTAL COMPANY		18	\$12,981,724.90	34	0.14%	237110,	Y1ND,	New Jersey
155		F339887597	VNMWLB2K1E5	SYNECTICS FOR MANAGEMENT DECISIONS, INC.		0	\$12,832,441.69	20	0.14%	541511,	R699,	Virginia
156		F823983921	Z28YM74GHC84	ALCAZAR TRADES, INC.		90	\$12,756,792.51	47	0.14%	561720,	S201,	Texas
157		F237248047	DXW1NX44AL61	GLOBAL ENGINEERING & TECHNOLOGY, INC.		9	\$12,661,938.85	10	0.14%	541611,	R707,	Florida
158		F532003613	N6F2MJSH4WM8	PATRIOT CONSTRUCTION, INC.		35	\$12,607,726.57	65	0.13%	236220,	Z2JZ,	California
159		F224234060	JQBZNDZDZAN3	OS-DB-JV-2 LLC		0	\$12,548,293.72	6	0.13%	561720,	S201,	Puerto Rico
160		F221761846	E8AGTGFKYR38	DORADO SERVICES, INC.		75	\$12,520,593.09	78	0.13%	562111,	S205,	Florida
161		F513483580	J3C8JNEM8SB9	APC CONSTRUCTION, LLC		90	\$12,394,028.83	66	0.13%	236220,	Z2PZ,	Louisiana
162		F569241360	CZDTMKG31J6	A-G ASSOCIATES, INC.		10	\$12,310,763.00	22	0.13%	611430,	U005,	Maryland
163		F085321406	NLSBAKHB8VD9	AVANTGARDE LLC		15	\$12,286,268.04	69	0.13%	541612,	R431,	Texas

164		F512212671	JERGN4TKXC5	GLC ON-THE-GO, INC.	Government Services	175	\$12,241,941.32	270	0.13%	561320,	Q517,	Florida
165		F76PTGCQQDY57	YTG7QDPGQC75	M.E.R.I.T., INC.	M.E.R.I.T., INC.	5	\$12,236,980.92	49	0.13%	236220,	Z2JZ,	New Jersey
166		F086071554	T7AWSMLMHY74	ALLEGIENT DEFENSE, INC.		19	\$12,048,855.94	29	0.13%	541512,	D399,	Virginia
167		F345643425	PFFLN9MQXD9	AMERICAN RENEWABLE ENERGY		2	\$12,047,933.87	111	0.13%	236220,	Z2AA,	Texas
168		F345533337	DUS6AVEQ2LH8	MIG GOV, LLC		8	\$11,919,360.97	104	0.13%	236220,	Y1JZ,	Virginia
169		F393452059	NNEVE1A97J53	MERIDIEN GROUP, LLC	Meridien Group LLC	3	\$11,798,773.70	37	0.13%	238290,	Z2AA,	Virginia
170		F340771998	KYHDKNKPLNK1	ACC3 INTERNATIONAL INCORPORATED		2	\$11,636,502.67	28	0.12%	541512,	DA01,	California
171		F538685008	HSPNN66K4HC7	BEXAR-ADVANCED SOLUTIONS GROUP, LLC		2	\$11,586,812.69	22	0.12%	236220,	Z2DA,	Utah
172		F353662545	E396F57VCJX5	ALETO, INC.		0	\$11,458,081.73	101	0.12%	541611,	R408,	Virginia
173		F224334283	ZYKJNWKH37Z6	CLEAR LINCOS LLC		0	\$11,432,387.20	34	0.12%	541990,	R699,	Colorado
174		F353629409	J4NWUJ5RD6V5	FEDVET CONSTRUCTION	FedVet Construction	8	\$11,426,382.08	41	0.12%	561720,	S201,	California
175		F242185926	F4JWAJHGXR9	CNF TECHNOLOGIES CORPORATION		17	\$11,339,413.00	27	0.12%	541512,	D399,	Texas
176		F352670513	KDFNUSDN8DG6	CJW JOINT VENTURE		0	\$11,294,221.60	15	0.12%	236220,	Z2JZ,	California
177		F181496219	HXCXGD55NNBA3	WEIL CONSTRUCTION, INC.		32	\$11,256,230.50	95	0.12%	236220,	Z2AA,	New Mexico
178		F230097133	NTWMJL8FV354	JM CARIBBEAN BUILDERS CORP		40	\$11,253,000.00	2	0.12%	237310,	Y1LB,	Puerto Rico
179		F339285310	N95CYLE4M8G3	MARTEK GLOBAL SERVICES, INC.		40	\$11,243,567.97	29	0.12%	541511,	DA01,	Maryland
180		F568896494	K419UQVX8L48	REPAINTEX COMPANY		135	\$11,156,858.32	56	0.12%	561720,	S201,	Virginia
181		F535659366	FQ1AVUFXKME6	TURNER STRATEGIC TECHNOLOGIES, LLC		44	\$11,125,537.00	26	0.12%	236220,	Z2JZ,	Virginia
182		F353500274	VPNGK7N8DD59	NCS/EML SB JOINT VENTURE, LLC		0	\$11,091,316.46	37	0.12%	561210,	S216,	Kentucky
183		F345720398	WG9BBL96G436	VYSNOVA PARTNERS, INC.		38	\$11,031,154.53	73	0.12%	621111,	Q509,	Maryland
184		F340772976	L16CDAGJ1UL4	SIE CONSULTING GROUP LLC		12	\$11,015,285.19	18	0.12%	541511,	R408,	Virginia
185		F353383652	Q6SMWAFUFDL7	AMERICAN VETERAN CONSTRUCTION CORP.		1	\$10,976,695.79	12	0.12%	236220,	Y1DZ,	New Jersey
186		F320340298	JPJQVK2A21C5	EXCEL GARMENT MANUFACTURING, LTD.		200	\$10,976,536.22	43	0.12%	315210,	8415,	Texas
187		F547164291	JGZNBXJHXS44	OAC ACTION CONSTRUCTION CORP.		12	\$10,907,490.71	21	0.12%	236220,	Y1AA,	Florida
188		F080968345	XDAHVNBMF8B5	GUZMAN & GRIFFIN TECHNOLOGIES, INC.		4	\$10,881,419.26	27	0.12%	611430,	R499,	New Jersey
189		F080898466	HF1ZEGLB42E8	FS3 INC		3	\$10,803,339.85	12	0.12%	236220,	Y1AA,	California
190		F271376263	HJ4MSGDU9634	NETSYNC NETWORK SOLUTIONS, INC.		48	\$10,645,372.88	96	0.11%	541519,	D307,	Texas
191		F538441322	JCTAHNC3FQ86	SIERTEK, LTD		150	\$10,535,032.91	40	0.11%	541611,	R699,	Ohio
192		F340671212	DV9FJK9Y3MD3	CAPITAL BRAND GROUP, LLC		0	\$10,514,073.20	137	0.11%	236220,	Z2AA,	Maryland
193		F564363550	PWVLYL3MVHL5	DEF-LOGIX, INC	Def-Logix, Inc.	20	\$10,447,386.00	12	0.11%	511210,	7030,	Texas
194		F224244021	QTL4LAN6J3U5	PARADIGM PARACHUTE AND DEFENSE INC	Paradigm Parachute and Defense	0	\$10,356,162.00	18	0.11%	314999,	1670,	Florida
195		F353041078	JBXBFMKMY8Q1	TARA-CAMPBELL JV LLP		0	\$10,280,995.46	29	0.11%	236220,	2920,	Massachusetts
196		F332419598	H2Y8PEVT5NP8	QUALITY SERVICES INTERNATIONAL, LLC		124	\$10,278,129.12	25	0.11%	561210,	J035,	Texas
197		F820658015	QLHZN89S1B37	VENTURI, INC.		81	\$10,256,264.09	15	0.11%	541614,	R706,	Alabama
198		F345569444	XND5YKUGG6Z3	ARK CONSTRUCTION MANAGEMENT LLC		2	\$10,242,079.57	54	0.11%	236220,	C1JZ,	Pennsylvania

199	F257311477	P4ZFK5BMEKF4	ME&A, INC.	20	\$10,201,629.46	41	0.11%	541611,	R410,	Maryland
200	F325663564	EFLJKV3P5WU3	RUBECON GENERAL CONTRACTING, INC.	17	\$10,193,010.00	1	0.11%	236220,	Z2JZ,	California

Source:  FEDMINE analysis of Federal Procurement Data system - Next Generation Data (FPDS-NG)

Copyright © 2023 FEDMINE™