

Customized Listing from Search Criteria

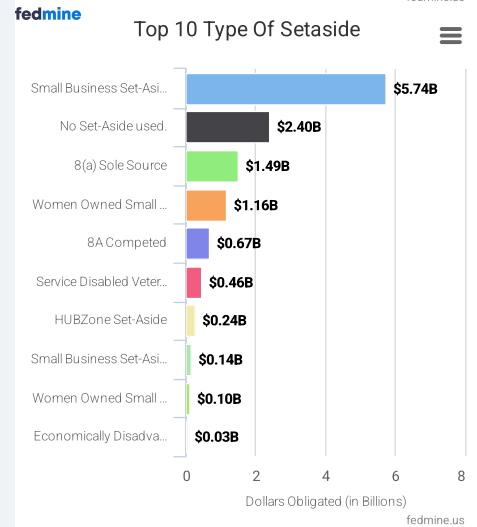
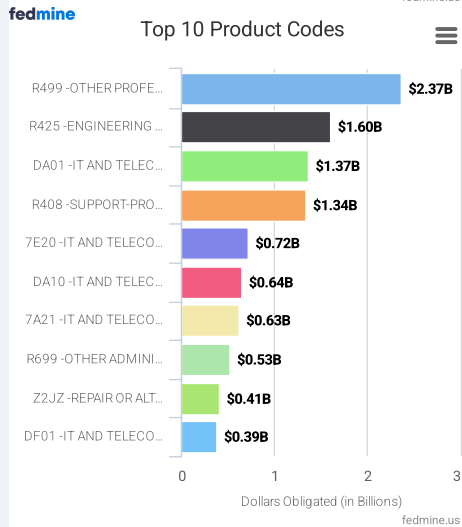
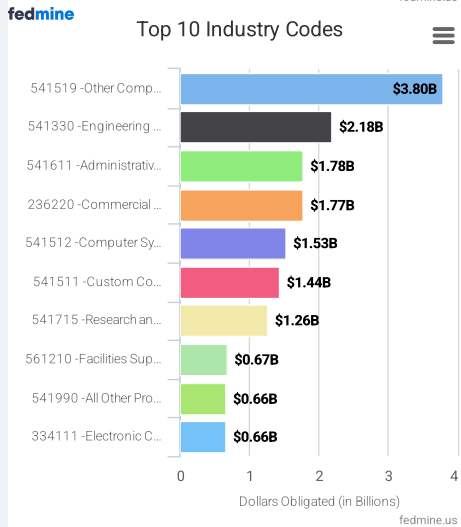
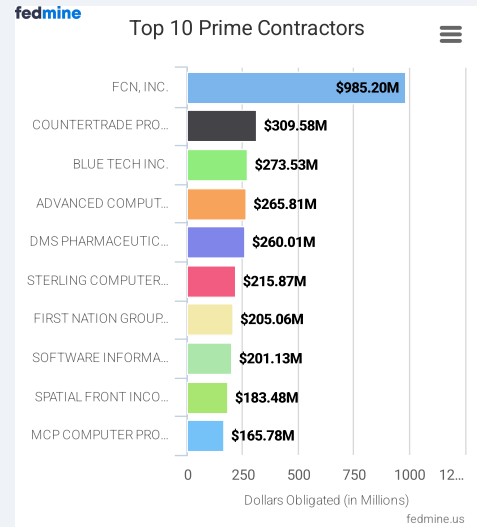
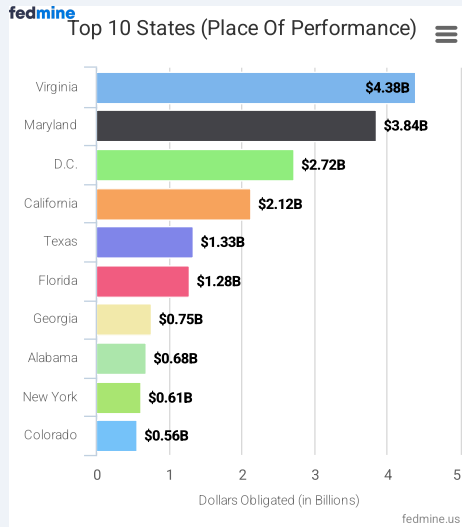
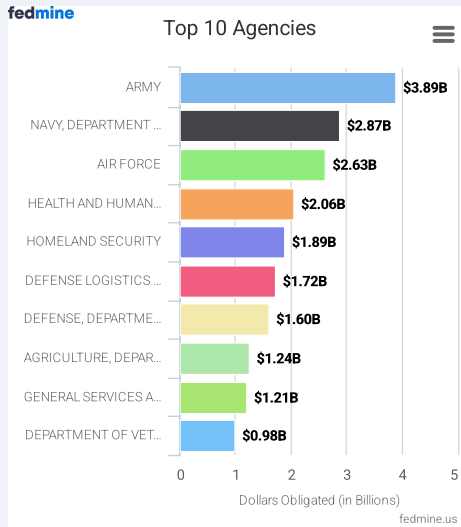
FY: 2024

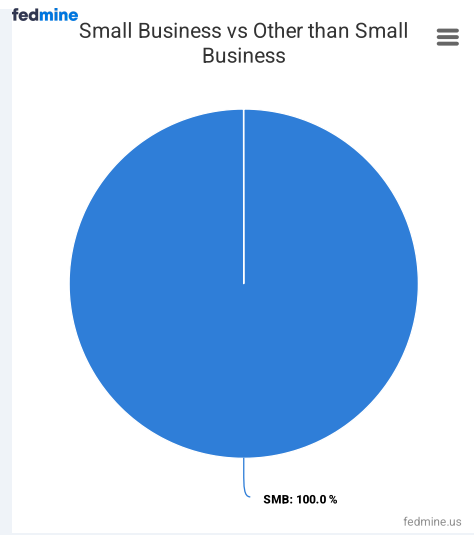
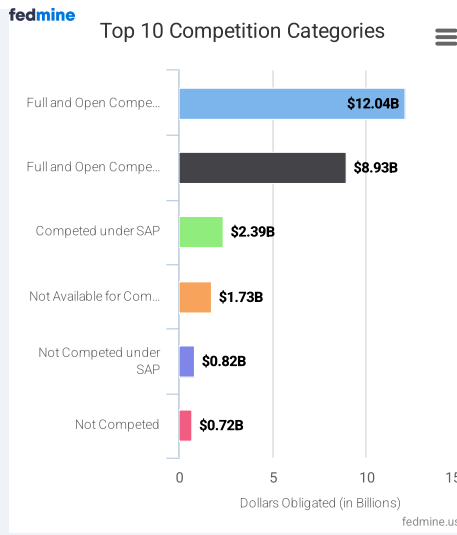
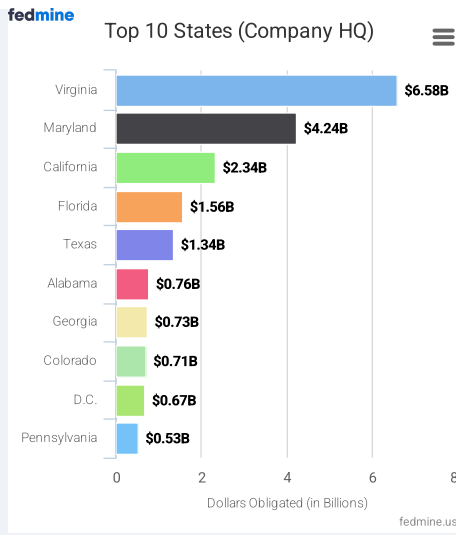
- TIP 1: Reveal specific federal markets by clicking any dark blue NAICS or PSC code from their respective columns
- TIP 2: Click on any Fedmine ID to view its FEDMINE Company Profile
- TIP 3: Click on any light blue dollar amount to view details comprising that total

Total Actions : 483,194
 Total Amount : \$26.64B
 Total Companies : 13,957

Selected Criteria

Year: 2024 Type: By (Contracting) Agency Socioeconomic Indicator: Women Owned Small Business Agency: SHOWING RESULTS FOR ALL AGENCIES





| Rank | Verified VOSB / SDVOSB | Fedmine ID | UEI | Company Name | Division Name | # Employees | Total Dollars | No of Actions | % | NAICS Code | PSC Code | State (HQ) |
|------|------------------------|------------|--------------|-------------------------------------|---------------|-------------|------------------|---------------|-------|------------|----------|--------------|
| 1 | | F829145334 | JEANDJTZ8HJ3 | FCN, INC. | FCN, Inc. | 100 | \$985,198,995.57 | 3117 | 3.70% | 541519 | D320 | Maryland |
| 2 | | F277601818 | CN4KSKX2UQY5 | COUNTERTRADE PRODUCTS INC | | 42 | \$309,583,343.29 | 1189 | 1.16% | 541519 | DA10 | Colorado |
| 3 | | F262432094 | MDC5LDZKQAM4 | BLUE TECH INC. | | 40 | \$273,526,527.29 | 1870 | 1.03% | 541519 | DA10 | California |
| 4 | | F228201733 | CGE8ABMZLN9 | ADVANCED COMPUTER CONCEPTS, INC. | | 45 | \$265,813,523.06 | 1310 | 1.00% | 541519 | DH10 | Virginia |
| 5 | | F551911540 | PX72BSBQTKJ3 | DMS PHARMACEUTICAL GROUP INC. | | 31 | \$260,014,981.66 | 38898 | 0.98% | 325412 | 6505 | Illinois |
| 6 | | F015518972 | YZTLALWM4UC7 | STERLING COMPUTERS CORPORATION | | 104 | \$215,873,309.69 | 1315 | 0.81% | 334111 | 7010 | South Dakota |
| 7 | | F345549412 | Z3BPH2N9K1L9 | FIRST NATION GROUP, LLC | | 100 | \$205,058,198.92 | 569 | 0.77% | 339112 | 6515 | Florida |
| 8 | | F015689589 | EJMMJHYDFH6 | SOFTWARE INFORMATION RESOURCE CORP. | | 17 | \$201,130,929.51 | 1565 | 0.75% | 541519 | DA10 | D.C. |
| 9 | | F511249024 | J1ADW6BL8MN5 | SPATIAL FRONT INCORPORATED | | 15 | \$183,484,519.76 | 212 | 0.69% | 541511 | DH01 | Maryland |
| 10 | | F366984035 | ZYLCHL6TZ3N1 | MCP COMPUTER PRODUCTS INC. | MCPGOV | 0 | \$165,780,474.07 | 287 | 0.62% | 334111 | 7E20 | California |
| 11 | | F569386521 | Z78DJNKYJ2K5 | DYNAMIC SYSTEMS, INC. | | 39 | \$147,458,891.71 | 505 | 0.55% | 541519 | 7A21 | California |
| 12 | | F452572353 | C134QVM1QLB5 | HX5 LLC | | 0 | \$140,192,156.92 | 237 | 0.53% | 541715 | R408 | Florida |
| 13 | | F288880476 | DPQEDJ6CXZM5 | PANAMERICA COMPUTERS, INC. | | 20 | \$128,691,233.35 | 524 | 0.48% | 541519 | DA10 | Virginia |
| 14 | | F321396235 | VMRTJLWMQRH7 | HALVIK CORP | | 30 | \$124,391,541.09 | 177 | 0.47% | 541511 | DA01 | Virginia |
| 15 | | F868803530 | EY61HHUAJH94 | DAWSON'S REALTY & MORTGAGES, INC. | | 0 | \$120,109,862.09 | 20 | 0.45% | 531210 | R402 | Georgia |
| 16 | | F225985031 | WDTLX4NKRKC8 | ENERGY TECHNOLOGY ALLIANCE LLC | | 0 | \$117,718,826.68 | 203 | 0.44% | 562910 | R425 | Oregon |
| 17 | | F340206256 | LT1AZYC3CXK5 | DIGNARI, LLC | | 9 | \$115,949,129.82 | 83 | 0.44% | 541513 | R408 | Virginia |
| 18 | | F363644110 | J4DNP7JJ1MU3 | AXLE INFORMATICS, LLC | | 5 | \$115,711,648.49 | 474 | 0.43% | 541690 | R499 | Maryland |
| 19 | | F455864788 | KEPTQ65QJHQ5 | KERBEROS INTERNATIONAL, INC. | | 3 | \$109,398,439.57 | 150 | 0.41% | 561612 | S206 | Texas |

| | | | | | | | | | | | | |
|----|---|---------------|---------------|--|--------------------------------|-----|------------------|-----|-------|---------|-------|---------------|
| 20 | | F340134200 | RKC7W5JFU2L3 | CONNECTED ALLIANCES LLC | | 0 | \$106,839,425.66 | 69 | 0.40% | 541990, | R499, | New Hampshire |
| 21 | | F228036515 | K729HYTM8J23 | LITE COMS LLC | | 0 | \$106,540,854.54 | 30 | 0.40% | 517410, | 7G22, | New York |
| 22 | | F224342273 | HUL8QJNGQJ15 | CQ JV, LLC | | 0 | \$106,455,314.58 | 65 | 0.40% | 541715, | R408, | Alabama |
| 23 | | F994989527 | E4PYLU3XDL39 | LANTANA CONSULTING GROUP, INC. | | 20 | \$101,994,230.15 | 26 | 0.38% | 541519, | R499, | Vermont |
| 24 |  | F565503492 | CP2JANC9NLK1 | APTIVE RESOURCES LLC | | 27 | \$96,023,010.82 | 111 | 0.36% | 541613, | T010, | Virginia |
| 25 |  | F516325603 | GK55J77VGN84 | CYNERGY PROFESSIONAL SYSTEMS LLC | | 10 | \$94,652,111.27 | 419 | 0.36% | 541519, | J063, | California |
| 26 | | F310968612 | EHD6UHNJVH66 | BARRIOS TECHNOLOGY LTD | | 383 | \$94,395,459.31 | 144 | 0.35% | 541715, | R408, | Texas |
| 27 | | F354807535 | PJ2SP76D3HJ3 | SCIENCE SYSTEMS AND APPLICATIONS, INC. | | 698 | \$93,725,821.51 | 34 | 0.35% | 541715, | R425, | Maryland |
| 28 | | FG4RJK13STY5L | YJ4GSTRK31L5 | ROTHERS ARES JV, LLC | | 0 | \$91,845,087.11 | 40 | 0.34% | 541519, | DF10, | Texas |
| 29 | | F353320202 | HTCQFJB8LLV3 | ESIMPLICITY, INC. | | 0 | \$91,340,091.51 | 51 | 0.34% | 541512, | DF01, | Maryland |
| 30 | | F353311082 | M9ALV9LKVDC3 | RAFT LLC | Raft LLC | 5 | \$90,525,811.25 | 105 | 0.34% | 541511, | DF01, | Virginia |
| 31 | | F545011579 | LJZRP7SE5LN4 | STRATEGIC COMMUNICATIONS, LLC | | 29 | \$88,126,244.48 | 381 | 0.33% | 811212, | 7010, | Kentucky |
| 32 |  | F340357277 | QSYWD21GKVA1 | BIGELOW FAMILY HOLDINGS LLC | | 9 | \$87,710,980.45 | 31 | 0.33% | 541330, | R499, | Michigan |
| 33 | | F557000702 | EPECF2DJKJM4 | FACILITY SERVICES MANAGEMENT, INC. | | 120 | \$87,646,440.90 | 125 | 0.33% | 561210, | S216, | Tennessee |
| 34 | | F339060523 | CQJFK8JL6MM7 | NAVARRO RESEARCH AND ENGINEERING, INC. | | 695 | \$83,334,205.68 | 73 | 0.31% | 562910, | F999, | Tennessee |
| 35 | | F353520436 | WB3LFMA4KM45 | BLACK CANYON CONSULTING LLC | | 0 | \$81,238,534.59 | 34 | 0.30% | 541611, | R499, | Virginia |
| 36 | | F224339471 | PZJMAWLDYJJ8 | MP SOLUTIONS, LLC | | 0 | \$81,014,893.77 | 21 | 0.30% | 541330, | R707, | Virginia |
| 37 | | F338971568 | N8NGW9BXXG5R8 | MANAGEMENT SERVICES GROUP, INC. | VIRGINIA BEACH OPERATIONS | 68 | \$80,925,395.76 | 43 | 0.30% | 541712, | R425, | Virginia |
| 38 | | F339393178 | FBRMCGPMN963 | ENTERPRISE TECHNOLOGY SOLUTIONS, INC. | | 4 | \$80,410,048.58 | 950 | 0.30% | 541519, | 7A21, | Maryland |
| 39 | | F085693145 | JCJ5T8BDKC73 | ENVISTACOM, L.L.C. | ENVISTACOM, L.L.C. | 40 | \$79,492,461.76 | 40 | 0.30% | 334220, | R425, | Georgia |
| 40 | | F275735945 | JH12DNNH87E1 | ACTION MANUFACTURING COMPANY | | 235 | \$79,305,981.00 | 10 | 0.30% | 332993, | 1390, | Pennsylvania |
| 41 | | F327083590 | NM2LLLZ5PFL7 | BRYCE SPACE AND TECHNOLOGY, LLC | | 0 | \$76,434,367.99 | 107 | 0.29% | 541611, | R408, | Virginia |
| 42 |  | F352335572 | EGLRC9AH8XA7 | TITAN ALPHA LLC | | 2 | \$76,222,748.58 | 65 | 0.29% | 541611, | R499, | Virginia |
| 43 |  | F224362775 | L2LMMGFF12A3 | APTIVE HTG, LLC | | 1 | \$75,492,240.78 | 70 | 0.28% | 541611, | R410, | Virginia |
| 44 | | F084344575 | K22WGLWY6ZK6 | A SQUARE GROUP LLC | | 4 | \$75,287,062.62 | 33 | 0.28% | 541611, | R499, | Maryland |
| 45 | | F355763302 | D7GMZLLJLXB3 | COSMIC ADVANCED ENGINEERED SOLUTIONS, INC. | Kratos Space, Training & Cyber | 22 | \$74,826,632.97 | 15 | 0.28% | 541715, | AC21, | Colorado |
| 46 |  | F224224432 | LTRQBRKY3DNS | STRATEGIC ALLIANCE SOLUTIONS LLC | | 0 | \$74,779,759.95 | 54 | 0.28% | 541330, | R410, | Virginia |
| 47 | | F280215635 | T5QWP5D9LJS1 | HIGH NOON UNLIMITED, INCORPORATED | | 0 | \$72,991,275.13 | 27 | 0.27% | 332999, | 8465, | Florida |
| 48 | | F087596218 | WBV3EXMXX8C7 | M M MANUFACTURING | | 330 | \$71,200,845.03 | 136 | 0.27% | 315250, | 8405, | Puerto Rico |

| | | | | | | | | | | | | |
|----|---|------------|---------------|---|----------------------------------|-----|-----------------|------|-------|---------|-------|---------------|
| | | | | LLC | | | | | | | | |
| 49 | | F357276459 | KNEFNMMWXBK39 | JO-KELL INC. | Jo-Kell Inc. | 58 | \$68,526,184.88 | 2450 | 0.26% | 334519, | 6145, | Virginia |
| 50 | | F390701875 | PS8NEAKW1MM4 | JEFFERSON CONSULTING GROUP, LLC | | 35 | \$68,221,643.83 | 161 | 0.26% | 541330, | R499, | D.C. |
| 51 | | F260137992 | HB9HZZ9R8AX4 | ACTION FACILITIES MANAGEMENT, INC. | | 201 | \$68,180,401.79 | 420 | 0.26% | 561210, | Z1AA, | West Virginia |
| 52 | | F212457469 | F65SGFW2TUC6 | SABEL SYSTEMS TECHNOLOGY SOLUTIONS, LLC | | 26 | \$67,988,435.42 | 80 | 0.26% | 541511, | DA01, | Virginia |
| 53 | | F374458659 | NKL3G5BCBTY7 | TWO ONE TWO NEW YORK, INC. | | 0 | \$67,921,798.32 | 2 | 0.25% | 339112, | 6515, | New York |
| 54 | | F399141496 | JAQNMK1AMJT1 | BRADLEY TECHNOLOGIES INCORPORATED | | 150 | \$66,167,420.53 | 94 | 0.25% | 561612, | S206, | Maryland |
| 55 | | F514455661 | FFFBN9JMAKK3 | POWERTRAIN INC | | 30 | \$65,711,805.93 | 162 | 0.25% | 541519, | U009, | Maryland |
| 56 | | F863514254 | PKRNNKG98NH6 | DIVERSIFIED CONSTRUCTION OF OKLAHOMA INC | | 36 | \$62,957,615.58 | 32 | 0.24% | 236210, | Y1JZ, | Oklahoma |
| 57 | | F014940624 | RH63VKMG2Q83 | MI TECHNICAL SOLUTIONS INC | HQ | 26 | \$62,487,656.73 | 25 | 0.23% | 334112, | DA01, | Virginia |
| 58 | | F548585981 | ZF2JKBE7K285 | WESTWIND COMPUTER PRODUCTS, INC. | Westwind Computer Products, Inc. | 14 | \$60,469,543.35 | 274 | 0.23% | 541519, | 7J20, | New Mexico |
| 59 | | F372235476 | GJJRGECWBFK9 | CSP ENTERPRISES LLC | | 10 | \$60,391,601.47 | 376 | 0.23% | 334111, | 7021, | Maryland |
| 60 | | F225377398 | TNPCRLHGD9N6 | SIMULATION TECHNOLOGIES, INC | Simulation Technologies, Inc. | 68 | \$60,082,445.89 | 18 | 0.23% | 541715, | AC13, | Alabama |
| 61 | | F836016647 | ZQ7JL84XKHS3 | KMS SOLUTIONS, LLC | | 70 | \$59,468,998.72 | 63 | 0.22% | 541330, | AC33, | Virginia |
| 62 | | F378694417 | LB8JT7MNMYS5 | VAE, INC. | | 60 | \$58,441,975.71 | 207 | 0.22% | 541519, | 7035, | Virginia |
| 63 | | F080459445 | DELENYZCZKA4 | NATIONAL NATIVE AMERICAN CONSTRUCTION, INC. | | 17 | \$58,423,417.87 | 149 | 0.22% | 236220, | Y1AA, | Idaho |
| 64 | | F863188847 | MRX1L7T6LNQ5 | SYNERGY ELECTRIC COMPANY, INC. | | 35 | \$57,967,416.48 | 32 | 0.22% | 237130, | Y1MZ, | California |
| 65 |  | F455537352 | JKNLLBMXNKV3 | ADVANCED TECHNOLOGY LEADERS, INC | | 2 | \$57,492,976.06 | 69 | 0.22% | 541511, | 7010, | Georgia |
| 66 |  | F268181798 | Z1NY8TDZYH1 | OLGA H BARRIOS | | 90 | \$56,285,900.04 | 142 | 0.21% | 311421, | 8915, | California |
| 67 |  | F323912918 | N1QKLVNGNZK6 | MANUFACTURING TECHNICAL SOLUTIONS, LLC | | 30 | \$55,969,748.98 | 163 | 0.21% | 541715, | R408, | Alabama |
| 68 | | F361732174 | GR8LJ61N3PM5 | RITZ CONSTRUCTION, INC. | Ritz Construction, Inc | 12 | \$55,256,232.02 | 158 | 0.21% | 236220, | Z2AA, | Maryland |
| 69 | | F560608880 | RFT6PGN45CG5 | MINDPOINT GROUP, LLC | | 22 | \$54,989,099.74 | 68 | 0.21% | 541519, | R499, | Virginia |
| 70 |  | F535876246 | E57CG415HEZ5 | MAYVIN, INC. | | 90 | \$54,446,328.07 | 31 | 0.20% | 541330, | R425, | Virginia |
| 71 | | F353250654 | RCTSGXMDGP51 | BUSINESS MISSION EDGE LLC | | 0 | \$54,146,065.08 | 18 | 0.20% | 541519, | R408, | Maryland |
| 72 | | F534097244 | XL62ZMCVAJQ7 | NEPTUNE AVIATION SERVICES, INC. | | 180 | \$54,094,196.62 | 166 | 0.20% | 481212, | V119, | Montana |
| 73 | | F366889372 | RU8BMGV411D8 | ELECTROSOFT SERVICES, INC. | | 50 | \$53,963,049.47 | 122 | 0.20% | 541512, | DA01, | Virginia |
| 74 | | F346008530 | JGCGZ3JR7195 | BETHEL INDUSTRIES INC | | 300 | \$52,364,863.36 | 31 | 0.20% | 315990, | 8470, | New Jersey |
| 75 |  | F225160491 | LV3XNNN6AML4 | ABSOLUTE STRATEGIC TECHNOLOGIES, LLC | | 0 | \$52,144,477.48 | 48 | 0.20% | 541511, | DD01, | Texas |

| | | | | | | | | | | | | |
|-----|---|------------|---------------|--|---|-----|-----------------|------|-------|---------|-------|--------------|
| 76 | | F569125185 | LG EKVT294JF9 | STRACON SERVICES GROUP, LLC | | 72 | \$51,177,630.50 | 71 | 0.19% | 541330, | R425, | Texas |
| 77 | | F863908716 | CN33HLU1NBS9 | DECYPHER TECHNOLOGIES, LTD. | | 125 | \$50,775,411.88 | 221 | 0.19% | 622110, | Q201, | Texas |
| 78 | | F329250028 | J6Z9VBSL4219 | ATTAINX INC. | Attainx Inc | 1 | \$49,834,862.09 | 145 | 0.19% | 541512, | R499, | Virginia |
| 79 | | F242079405 | EY6Q55J3VKB1 | FREEALLIANCE.COM, LLC | | 12 | \$48,862,958.01 | 134 | 0.18% | 541512, | DA01, | Virginia |
| 80 | | F347850624 | FV5WK6YTN215 | UES, INC. | | 200 | \$47,702,191.15 | 131 | 0.18% | 541712, | AC62, | Ohio |
| 81 | | F228042136 | DUL2V2JKMKD3 | FEDERAL MIRACLE TECH LLC | | 0 | \$47,201,155.10 | 156 | 0.18% | 541330, | R408, | Maryland |
| 82 | | F224781454 | MP6WMMNAL9G65 | ARROWS EDGE LLC | Arrow's Edge, LLC | 0 | \$46,985,750.47 | 66 | 0.18% | 488190, | J017, | Alabama |
| 83 | | F458818167 | NWAANGNZW453 | TABATCHNICK FINE FOODS INC | | 30 | \$46,877,517.81 | 67 | 0.18% | 311411, | 8915, | New Jersey |
| 84 | | F228040270 | YT2RWCQKCEJ6 | GUARDIANS OF HONOR, LLC | GOH DC OFFICE | 0 | \$46,663,213.59 | 67 | 0.18% | 611710, | R699, | D.C. |
| 85 | | F353623985 | WM5MB479LXD3 | SALIENSE CONSULTING LLC | | 2 | \$46,132,703.02 | 51 | 0.17% | 541611, | R499, | Virginia |
| 86 | | F530762688 | GXLFMFL81MD3 | I.E.-PACIFIC, INC. | | 28 | \$46,077,325.18 | 30 | 0.17% | 236220, | Y1JZ, | California |
| 87 | | F353103780 | JN68CJWMU6K5 | DISTINCTIVE HEALTH SPECTRUM CARE JV, LLC | Distinctive Health Spectrum Care JV LLC | 0 | \$45,192,508.96 | 401 | 0.17% | 622110, | Q201, | Maryland |
| 88 | | F335380722 | WCWGJXKWEZ91 | FARMERS RICE MILLING CO LLC | Farmers Rice Milling Company, LLC | 82 | \$45,042,893.77 | 47 | 0.17% | 311212, | 8920, | Louisiana |
| 89 | | F599317071 | JRFVNGK43PL4 | IAN CORPORATION | | 55 | \$44,955,351.81 | 21 | 0.17% | 236220, | Z2BA, | Guam |
| 90 | | F200745055 | N5MDKHXE6ZJ8 | G2 OPS, INC. | | 15 | \$44,448,178.37 | 63 | 0.17% | 541715, | AC12, | Virginia |
| 91 | | F376522416 | V71FRUGWJMM3 | ENCOMPASS LLC | | 47 | \$44,276,907.34 | 60 | 0.17% | 541611, | R425, | Maryland |
| 92 |  | F345716823 | XCHST6L53NH6 | SERVIAM CONSTRUCTION, LLC | | 8 | \$43,860,651.79 | 61 | 0.16% | 236220, | Y1DA, | Pennsylvania |
| 93 | | F262464944 | MXTJKYDAEDQ9 | CYBERMEDIA TECHNOLOGIES, INC. | | 10 | \$43,702,049.24 | 90 | 0.16% | 541511, | D399, | Virginia |
| 94 | | F352139178 | Z3MCZK13MKA3 | ARGUS CJW JV 3 LLC | ARGUS CJW JV 3 LLC | 0 | \$43,447,820.05 | 71 | 0.16% | 236220, | Y1JZ, | Virginia |
| 95 | | F276021859 | XTQUL3CL6MJ9 | ROGERS, WICKER, RYKMAN & SPEDALE LLC | | 2 | \$42,976,607.72 | 53 | 0.16% | 541519, | D399, | New York |
| 96 | | F298580561 | NFGMJQ662UL6 | IRONWOOD COMMERCIAL BUILDERS INC | | 60 | \$41,968,159.04 | 125 | 0.16% | 236220, | Z2AA, | California |
| 97 | | F232493772 | K71UDVLLQ2J6 | CM CONSTRUCTION SERVICES, INC. | | 13 | \$41,954,599.06 | 60 | 0.16% | 237310, | Z2BD, | California |
| 98 | | F450334387 | X1JJYEW4HAN9 | FOUR LLC | | 26 | \$41,641,900.75 | 148 | 0.16% | 511210, | DA10, | Virginia |
| 99 | | F459302038 | RRYLZMU7LMN5 | ES3 PRIME LOGISTICS GROUP, INC | | 5 | \$41,616,692.51 | 2454 | 0.16% | 332721, | 5331, | California |
| 100 | | F866249259 | Y9V7J5VN9F68 | ANIKA SYSTEMS INCORPORATED | | 5 | \$41,607,098.68 | 61 | 0.16% | 541512, | DA01, | Virginia |
| 101 | | F831659108 | ZZEVED8VGHS6 | KALMAN & COMPANY, INC. | | 162 | \$41,493,549.07 | 126 | 0.16% | 541330, | R408, | Virginia |
| 102 | | F530285236 | MKFJCF5VQ9B8 | ZEMITEK, LLC | | 19 | \$41,471,853.34 | 56 | 0.16% | 541611, | U006, | Maryland |
| 103 | | F222741269 | J8JYMHMNH317 | DAVIS DEFENSE GROUP, INC. | | 103 | \$41,438,743.16 | 33 | 0.16% | 541330, | U002, | Virginia |
| 104 | | F322101163 | WNC DANULC217 | RAINE & COMPANY LLC | | 9 | \$41,415,581.71 | 45 | 0.16% | 531390, | R402, | Georgia |
| 105 | | F316990156 | GKWT AHYKMC62 | ENDYNA, INC. | | 28 | \$41,211,778.75 | 75 | 0.15% | 541611, | R408, | Virginia |

| | | | | | | | | | | | |
|-----|---|---------------|--------------|--|--------------------------|-----|-----------------|-----|-------|---------------|----------------|
| 106 |  | F086334817 | FX9ZNBSKELC6 | AERMOR LLC | AERMOR LLC | 2 | \$40,850,347.40 | 127 | 0.15% | 541330, R425, | Virginia |
| 107 | | F386641823 | LJ5MA8D7HR95 | CARTER CHEVROLET AGENCY, L.L.C. | | 50 | \$40,635,713.00 | 561 | 0.15% | 336110, 2310, | Oklahoma |
| 108 | | F239884732 | EBHPGDLGLQB5 | DEV TECHNOLOGY GROUP, INC. | | 40 | \$40,475,259.99 | 50 | 0.15% | 541511, R408, | Virginia |
| 109 | | FCW4ADRLJSE9Z | EAWCJS4DLRZ9 | ABHZEEN ICC JV INC. | | 0 | \$39,906,000.00 | 1 | 0.15% | 236220, Y1JZ, | New Jersey |
| 110 | | F574200875 | NB7PM7826G83 | COMPLETE MOBILE DENTISTRY, INC. | | 97 | \$39,451,893.42 | 16 | 0.15% | 621210, Q503, | Wisconsin |
| 111 | | F087099995 | T52YD1L9GCA8 | PBG CONSULTING, LLC | | 16 | \$39,377,120.69 | 88 | 0.15% | 541511, Z1AA, | Virginia |
| 112 | | F866151396 | J2M1V292H8H3 | PROSPECTIVE GROUP, INC., THE | | 15 | \$39,013,606.34 | 38 | 0.15% | 541611, R499, | Virginia |
| 113 |  | F403741791 | MCQSMNWYJBL9 | INTEGRATED FINANCE AND ACCOUNTING SOLUTIONS, LLC | | 35 | \$38,515,489.24 | 179 | 0.14% | 541611, R408, | Virginia |
| 114 | | F075387189 | XTVAGRCDDEC3 | G2 SOFTWARE SYSTEMS, INC. | Small Business | 130 | \$38,346,512.05 | 57 | 0.14% | 541330, AC64, | California |
| 115 | | F998671200 | EDLFPA6MMB65 | PSI PAX, INC. | | 88 | \$38,232,905.84 | 94 | 0.14% | 541330, DE01, | Maryland |
| 116 | | F273483990 | XDW8QYRZ14K9 | TECHNICA LLC | | 75 | \$38,130,425.40 | 49 | 0.14% | 561210, R706, | South Carolina |
| 117 | | F213558837 | L4WNU25B42Y5 | CONTRACTING RESOURCES GROUP, INC. | CRG MATERIALS | 25 | \$37,461,452.63 | 120 | 0.14% | 541611, R699, | Maryland |
| 118 | | F086501710 | NYVDHDFCY7H8 | CONSULTING SERVICES GROUP, LLC | | 50 | \$37,311,404.26 | 6 | 0.14% | 511210, 7A21, | Virginia |
| 119 | | F246240593 | YY5AEJLL8335 | INTELLECT SOLUTIONS, LLC | | 40 | \$37,011,617.42 | 67 | 0.14% | 541511, D399, | Virginia |
| 120 | | F513024678 | C4Z2WP7HE5N5 | ZENPOINT SOLUTIONS LLC | | 1 | \$36,932,911.75 | 17 | 0.14% | 541511, DE01, | Virginia |
| 121 | | F569507762 | PLSZM1MAB7Y8 | FEDERAL MANAGEMENT PARTNERS, LLC | | 80 | \$36,452,591.60 | 111 | 0.14% | 541330, R408, | Virginia |
| 122 | | F565784179 | YAM9E6G1AHE5 | R CUBED ENGINEERING, LLC | R Cubed Engineering, LLC | 12 | \$36,178,769.31 | 10 | 0.14% | 541715, AC13, | Florida |
| 123 | | F353120326 | GEK4YKRHKD95 | NEW GENERATION SOLUTION, LLC | | 0 | \$36,117,408.56 | 50 | 0.14% | 541512, R408, | Virginia |
| 124 | | F455170831 | LREZCR4GTFM5 | RESEARCH MANAGEMENT CONSULTANTS INC. | | 97 | \$36,026,526.65 | 48 | 0.14% | 541519, DF01, | Colorado |
| 125 | | F340004334 | ZCF2G9A61V29 | ARCHETYPE II LLC | | 0 | \$35,902,456.20 | 75 | 0.13% | 523930, R408, | Virginia |
| 126 | | F512592221 | EBUKVBEHZJD3 | CHANGEIS, INC. | | 68 | \$35,735,793.83 | 234 | 0.13% | 541512, D399, | Virginia |
| 127 | | F345773029 | F4EQF8UKA2K5 | ALETHIX, LLC | | 8 | \$35,488,457.46 | 32 | 0.13% | 541511, D399, | Virginia |
| 128 | | F088521979 | SRFGXDGTHRU6 | MARCOM GROUP, INC. | | 15 | \$35,413,739.12 | 18 | 0.13% | 541820, R708, | Virginia |
| 129 | | F278217621 | MDTEF87AR8U4 | ENGINEERING AND SOFTWARE SYSTEM SOLUTIONS, INC. | Clearfield Engineering | 75 | \$35,383,691.11 | 28 | 0.13% | 541330, R425, | Utah |
| 130 | | F352141798 | G8QGKEG9PBA7 | SYNERGY LOGISTICS SERVICES II, LLC | | 0 | \$35,227,819.45 | 45 | 0.13% | 493110, S215, | Missouri |
| 131 | | F340435799 | G3MDK3Z5GHH7 | SIGNIFICANCE INC. | | 3 | \$35,151,922.47 | 62 | 0.13% | 541511, R704, | Maryland |
| 132 | | F400112106 | Z5G7R7QDAYD9 | SYSTEM STUDIES & SIMULATION INC | | 489 | \$34,894,366.63 | 48 | 0.13% | 541715, D399, | Alabama |
| 133 | | F215056423 | EWLGWLZX6H41 | TIBER CREEK CONSULTING, INC. | | 40 | \$34,843,638.54 | 28 | 0.13% | 541519, DH01, | Virginia |
| 134 |  | F221683687 | M3RYFKZVHLY6 | ADVANCED CONCEPTS ENTERPRISES, INC. | | 86 | \$34,772,482.84 | 58 | 0.13% | 541611, R408, | Florida |
| 135 | | F276054684 | X699HTJAFFQ9 | FIBER BUSINESS SOLUTIONS GROUP INC | | 10 | \$34,685,551.43 | 84 | 0.13% | 236220, Z2AA, | Pennsylvania |

| | | | | | | | | | | | | |
|-----|---|---------------|---------------|---|-----------------------------|-----|-----------------|-------|-------|---------|-------|------------|
| 136 | | F248487106 | D45ZMMVND3V8 | INSIGHTS TRAINING GROUP, LLC | Insights Training Group LLC | 95 | \$33,475,268.34 | 51 | 0.13% | 611519, | U006, | Virginia |
| 137 | | F222563147 | GVPGHMVV3HV3 | JGM PROPERTY GROUP, INC. | | 24 | \$33,466,704.56 | 19 | 0.13% | 561710, | S207, | Michigan |
| 138 | | F568091299 | W9SABN4VVAG4 | HSG, LLC | | 25 | \$33,399,452.07 | 172 | 0.13% | 541620, | R408, | Nevada |
| 139 | | F225978399 | DWJCL6ZNMBE8 | INDTAI, INC. | | 45 | \$33,351,087.05 | 12 | 0.13% | 541330, | R499, | Virginia |
| 140 | | F224627128 | N682GHL7KDL5 | MPF-ZAI SOLUTIONS, LLC | | 0 | \$33,145,928.60 | 57 | 0.12% | 541990, | R499, | Maryland |
| 141 | | F998045534 | Z5LLHNEXM9L8 | CARTRIDGE TECHNOLOGIES, LLC | | 25 | \$32,653,790.95 | 740 | 0.12% | 811212, | J070, | Maryland |
| 142 | | F345580127 | XLUHULEBPHK5 | SEED INNOVATIONS, LLC | | 1 | \$32,387,992.38 | 53 | 0.12% | 541511, | D399, | Colorado |
| 143 | | F232039125 | ZKY3ZC5P8J39 | MARTIN MILITARY INC | | 10 | \$31,939,762.06 | 1416 | 0.12% | 332999, | 5365, | New York |
| 144 | | F345199578 | K9GQFNDH8Z15 | FEDPOINT SYSTEMS LLC | | 1 | \$31,928,224.80 | 136 | 0.12% | 334510, | 6525, | Virginia |
| 145 | | F1JA1JQTB6C4K | C1J1B6AJTQK4 | ADDON SERVICES LLC | | 0 | \$31,865,124.67 | 104 | 0.12% | 238160, | Z2AA, | Michigan |
| 146 | | F535242576 | RB1KQ7LMCLG8 | PROFESSIONALS HIR, LLC | | 2 | \$31,346,628.15 | 308 | 0.12% | 236220, | Z2CZ, | Virginia |
| 147 | | F224674738 | D3JYAN52KQ27 | TLI CONSTRUCTION, INC. | | 0 | \$31,136,124.39 | 61 | 0.12% | 238320, | Z2AA, | California |
| 148 | | F513291958 | GKJMBMGNG733 | COGGINS INTERNATIONAL CORPORATION | | 2 | \$30,765,665.03 | 60 | 0.12% | 541519, | R704, | Virginia |
| 149 | | F225078162 | YYGATTQM9KD1 | CHINOOK SYSTEMS, INC. | | 6 | \$30,355,281.13 | 52 | 0.11% | 541330, | C219, | Florida |
| 150 | | F545254326 | HJXCFLHBZ6S1 | SAVANTAGE FINANCIAL SERVICES, INC. | | 70 | \$30,309,703.46 | 27 | 0.11% | 541519, | D399, | Maryland |
| 151 | | F340235393 | Y434LKXQF9M4 | AG JV | | 3 | \$30,208,219.40 | 4 | 0.11% | 236220, | Y1JZ, | Virginia |
| 152 | | F994225172 | S816XZESSNB9 | GIDEON CONTRACTING, LIMITED LIABILITY COMPANY | | 42 | \$30,168,415.18 | 71 | 0.11% | 236220, | Y1EZ, | Texas |
| 153 | | F086299054 | NJF3PMBA8SY7 | DAVENPORT AVIATION, INC. | | 10 | \$30,147,738.37 | 39 | 0.11% | 339113, | 4210, | Virginia |
| 154 | | F335071996 | HJT3BVPHTWL4 | A. J. WHOLESALE PRODUCE INC. | AJ WHOLESALE PRODUCE INC. | 20 | \$30,079,600.18 | 27802 | 0.11% | 311812, | 8915, | Wisconsin |
| 155 | | F086016310 | YRRJMXDJC1E3 | FILIUS CORPORATION | | 5 | \$29,917,557.56 | 49 | 0.11% | 541511, | D399, | California |
| 156 | | F084434286 | E336AHRCA4LN3 | 4M HR LOGISTICS LLC | | 110 | \$29,854,115.38 | 32 | 0.11% | 336411, | J010, | Texas |
| 157 | | F261858026 | Y653M5L5MEJ7 | MANAGEMENT SOLUTIONS, L.L.C. | | 25 | \$29,795,722.61 | 55 | 0.11% | 561210, | Z1AZ, | Tennessee |
| 158 |  | F345188348 | LL15D6XUN6E9 | TITANIA SOLUTIONS GROUP, INC. | | 102 | \$29,768,578.19 | 30 | 0.11% | 541990, | R499, | Virginia |
| 159 | | F272822646 | F7E8S3DF5LD1 | NVE, INC | NVE, Inc. | 480 | \$29,679,018.67 | 75 | 0.11% | 561210, | Z1AA, | Virginia |
| 160 | | F557344593 | KBNSR7KFF927 | NAKASATO CONTRACTING LLC | | 8 | \$29,408,462.00 | 10 | 0.11% | 236220, | Z2JZ, | Hawaii |
| 161 | | F264666788 | H3UEVKGGU2A4 | CHEVO CONSULTING, LLC | | 39 | \$29,257,251.54 | 104 | 0.11% | 541330, | DJ01, | Maryland |
| 162 |  | F535692805 | QDXXSH4TR5F3 | CRITERION CORPORATION | Criterion Corporation | 81 | \$29,192,395.47 | 40 | 0.11% | 561210, | R706, | Michigan |
| 163 | | F515560407 | HCCFTD1R3UL3 | A-TEK, INC. | | 15 | \$29,140,102.19 | 36 | 0.11% | 541511, | D399, | Virginia |
| 164 |  | F082409312 | GU1JM7G4MHR7 | PATRONUS SYSTEMS INC. | | 14 | \$29,035,500.76 | 80 | 0.11% | 561612, | S206, | Florida |
| 165 | | F867470190 | GKSKWF5HL5H8 | VSOLVIT LLC | VSolvit LLC | 100 | \$29,000,156.51 | 123 | 0.11% | 541512, | DA01, | California |
| 166 | | F250909147 | U8ZSN9MATNB7 | SOUTHEAST CHEROKEE | | 39 | \$28,991,200.09 | 47 | 0.11% | 236210, | Z2LB, | Alabama |

| | | | | | | | | | | | | |
|-----|---|------------|--------------|---|-------------------------|-----|-----------------|-------|-------|---------|-------|----------------|
| | | | | CONSTRUCTION, INC. | | | | | | | | |
| 167 |  | F328823693 | J9XACTPN6U53 | INFORMATION SYSTEMS SOLUTIONS, INC | | 45 | \$28,771,882.11 | 23 | 0.11% | 541513, | D399, | Maryland |
| 168 | | F340766689 | TLLKE4QZG9N4 | WAYPOINT LLC | Waypoint, LLC | 3 | \$28,749,379.51 | 402 | 0.11% | 488310, | M2CA, | South Dakota |
| 169 | | F568103169 | HHCJTRGP3363 | MINATOISHI PALUMBO ARCHITECTS, INC. | | 2 | \$28,619,167.99 | 7 | 0.11% | 541690, | B510, | Hawaii |
| 170 | | F455355907 | CK8ZQSMFULD5 | LDSS, INC. | | 17 | \$28,330,567.54 | 441 | 0.11% | 541611, | R499, | Ohio |
| 171 | | F336554818 | EZBHUQJ2AYR7 | S & M SAKAMOTO INC | | 26 | \$28,293,450.00 | 1 | 0.11% | 236220, | Y1AZ, | Hawaii |
| 172 | | F208337107 | WEHJBK4MXSN8 | CAELUM RESEARCH CORPORATION | | 95 | \$28,277,395.18 | 56 | 0.11% | 518210, | R702, | Maryland |
| 173 | | F345873790 | E7K8F1ULJR64 | GIACARE AND MEDTRUST JV, LLC | | 16 | \$28,147,228.56 | 19 | 0.11% | 621399, | Q401, | Florida |
| 174 | | F565783426 | FZA5KT3QE4H3 | CHITRA PRODUCTIONS LLC | | 24 | \$28,119,033.10 | 69 | 0.11% | 512110, | U006, | Virginia |
| 175 | | F534962962 | KAKNBZ3MWJV3 | DEVELOPMENT INFOSTRUCTURE, INC. | | 31 | \$28,028,271.28 | 10 | 0.11% | 541512, | R408, | Virginia |
| 176 | | F535643419 | C2MSYQALD3E4 | HIGHLIGHT TECHNOLOGIES, INC. | | 74 | \$27,986,393.05 | 19 | 0.11% | 541512, | DA01, | Virginia |
| 177 |  | F399095907 | E5MNNKSSL826 | COMMIT ENTERPRISES INC. | | 22 | \$27,837,298.10 | 36 | 0.10% | 541330, | R499, | South Carolina |
| 178 | | F514655997 | JJSEGR2BXM9 | PREDICATE LOGIC, INC. | | 40 | \$27,826,355.99 | 33 | 0.10% | 541330, | R499, | California |
| 179 | | F094497177 | PX35YDEXGEJ5 | J P SYSTEMS, INC. | JP Systems Inc | 4 | \$27,788,481.31 | 26 | 0.10% | 541690, | R499, | Virginia |
| 180 | | F325201880 | LSAXQ3NVXC77 | INTEGRAL CONSULTING SERVICES INCORPORATED | | 170 | \$27,743,949.55 | 43 | 0.10% | 333244, | 3610, | Maryland |
| 181 | | F085499504 | JDUKDPBD4JT9 | MIKEL, INC. | | 50 | \$27,702,288.33 | 144 | 0.10% | 541330, | D307, | Rhode Island |
| 182 | | F340991263 | KK2AW3NSF3U5 | JCS SOLUTIONS LLC | | 40 | \$27,159,378.50 | 45 | 0.10% | 541330, | R408, | Virginia |
| 183 | | F340586501 | J4L5ETN1UQ98 | INTEC GROUP, LLC | | 0 | \$27,125,342.97 | 33 | 0.10% | 236220, | Z2JZ, | Kentucky |
| 184 | | F307236319 | WWHWTWNKXJ47 | INTERNATIONAL CENTER FOR LANGUAGE STUDIES, INC. | | 125 | \$26,980,349.63 | 62 | 0.10% | 611630, | R608, | D.C. |
| 185 |  | F313196566 | LBFEJA6NEYJ5 | AZIMUTH CORPORATION | | 45 | \$26,946,240.90 | 47 | 0.10% | 541611, | V122, | Ohio |
| 186 | | F824412921 | JLCRDYL2L161 | F.H. CANN & ASSOCIATES, INC. | | 117 | \$26,905,626.37 | 23 | 0.10% | 561440, | R705, | Massachusetts |
| 187 | | F565091288 | DD1BCRF2QQG8 | KIPPER TOOL COMPANY | Kipper Tool Company | 32 | \$26,845,377.96 | 18298 | 0.10% | 332216, | 5120, | Georgia |
| 188 | | F224759384 | PBVAWYZKUD83 | ATLANTIC TRADING LLC | | 0 | \$26,640,809.21 | 2 | 0.10% | 325413, | 6550, | Texas |
| 189 | | F089091420 | CG3CX45JDFX3 | PANAGORA GROUP | Panagora Group Inc. | 4 | \$26,634,597.08 | 32 | 0.10% | 541611, | R499, | Maryland |
| 190 | | F303443084 | DFH4YBBMYU8 | EARTH RESOURCES TECHNOLOGY, INC. | | 445 | \$26,622,562.62 | 50 | 0.10% | 541712, | F999, | Maryland |
| 191 | | F010509581 | JKVSVFNN8NE7 | KASER MECHANICAL LLC | | 4 | \$26,538,288.63 | 102 | 0.10% | 238220, | Z2JZ, | New Jersey |
| 192 | | F080978862 | S5XLBEKB7161 | QUASARS INCORPORATED | | 40 | \$26,246,240.52 | 33 | 0.10% | 541519, | D399, | D.C. |
| 193 | | F088259399 | JSL9E59CT6J9 | CANDOR SOLUTIONS, LLC | | 0 | \$26,211,569.23 | 35 | 0.10% | 541512, | R425, | Virginia |
| 194 | | F352143727 | Z2HCDA277BT8 | AMIVERO LLC | | 0 | \$26,113,456.70 | 50 | 0.10% | 541511, | R425, | Virginia |
| 195 | | F340309676 | XM73EN1LAVE7 | DOVE MEDICAL SUPPLY LLC | Dove Medical Supply LLC | 5 | \$25,855,790.15 | 23081 | 0.10% | 334516, | 6515, | North Carolina |

| | | | | | | | | | | |
|-----|-------------------|---------------------|--------------------------------|--------------------------------|-----|-----------------|-----|-------|---------------|----------------|
| 196 | F353679206 | HZCDXJV7M8Z9 | RED RIVER RESOURCES, LLC | | 2 | \$25,838,740.95 | 82 | 0.10% | 325120, 6830, | California |
| 197 | F599318101 | HD1JKMP8KV26 | INFRATECH INTERNATIONAL, LLC | | 25 | \$25,774,750.75 | 21 | 0.10% | 236220, Z2JZ, | Guam |
| 198 | F249088849 | CYLWLLJF1W77 | DIGNITAS TECHNOLOGIES, LLC | | 52 | \$25,765,594.12 | 90 | 0.10% | 333318, 6910, | Florida |
| 199 | F235911208 | QU6DRZDAE4P5 | T-SOLUTIONS, INC. | | 101 | \$25,735,269.53 | 26 | 0.10% | 541330, R425, | Virginia |
| 200 | F225219386 | NMV2FE84VSL8 | AESTHETIC HOME INVESTMENTS LLC | Aesthetic Home Investments LLC | 0 | \$25,255,041.85 | 202 | 0.09% | 531311, X1FA, | North Carolina |

Source:  FEDMINE analysis of Federal Procurement Data system - Next Generation Data (FPDS-NG)

Copyright © 2025 All Rights Reserved by GovSpend