

Customized Listing from Search Criteria

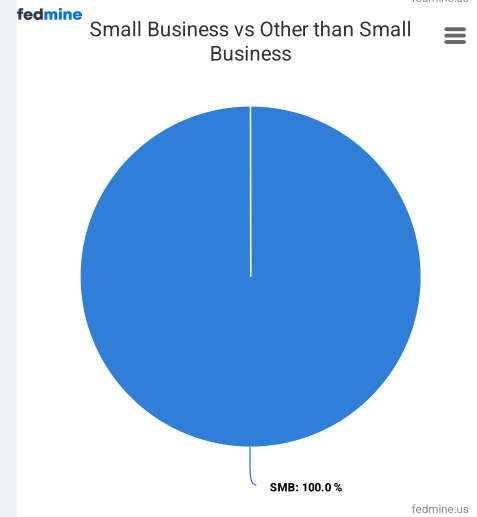
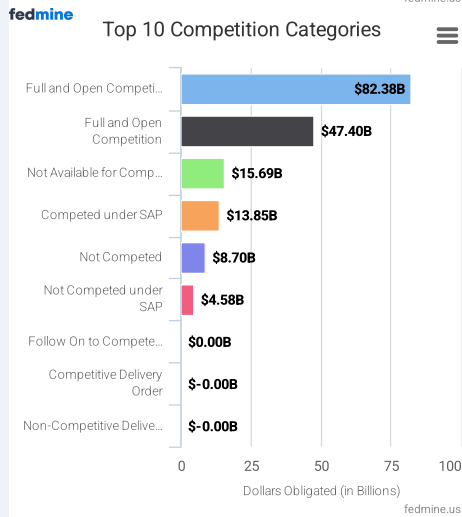
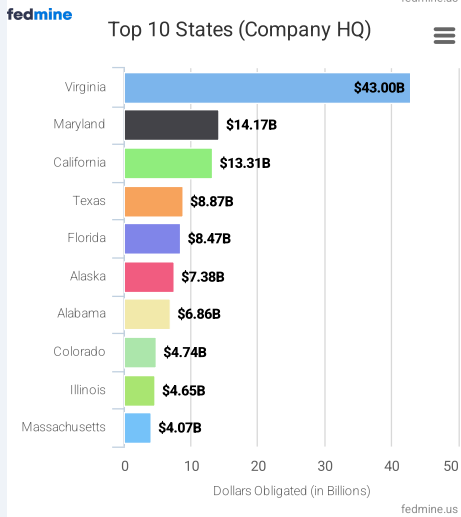
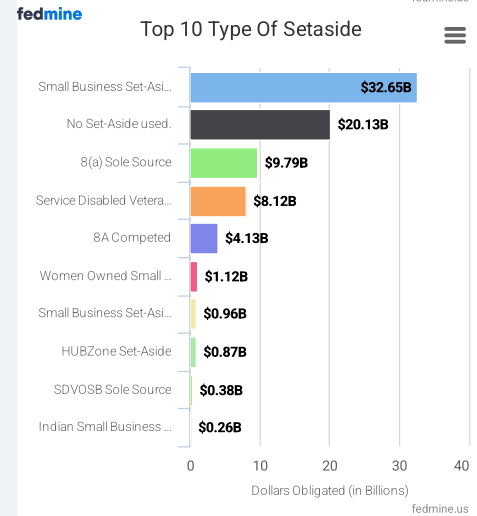
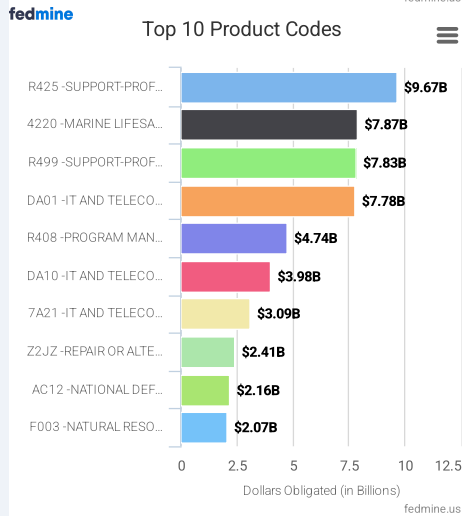
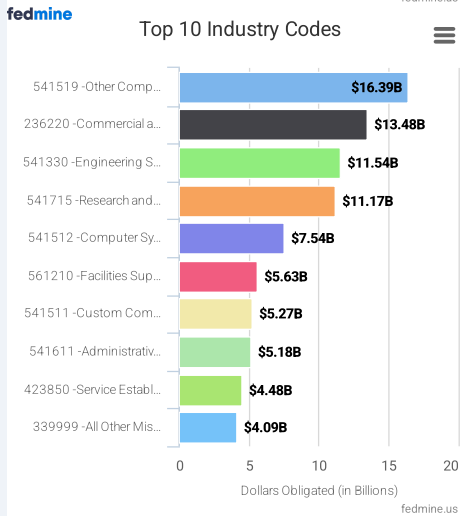
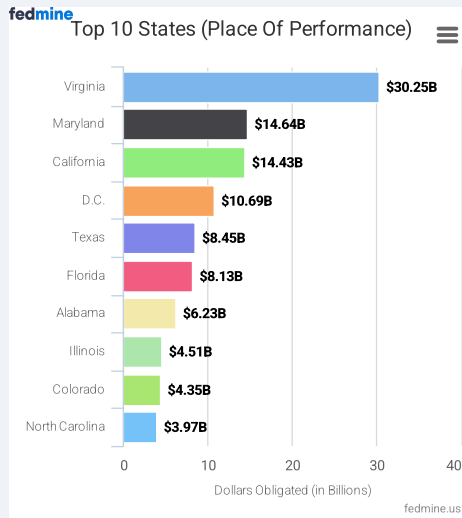
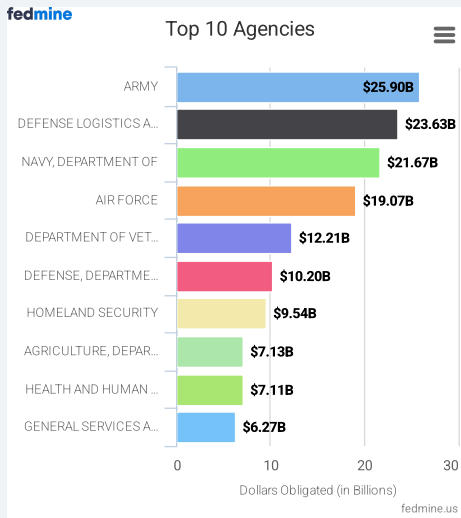
FY: 2025

- TIP 1: Reveal specific federal markets by clicking any dark blue NAICS or PSC code from their respective columns
- TIP 2: Click on any Fedmine ID to view its FEDMINE Company Profile
- TIP 3: Click on any light blue dollar amount to view details comprising that total

Total Actions : 3,390,980
 Total Amount : \$172,608,773,208
 Total Companies : 76,509

Selected Criteria

Year: 2025 Type: By (Contracting) Agency Socioeconomic Indicator: Small Business Agency: SHOWING RESULTS FOR ALL AGENCIES



Rank	Verified VOSB / SDVOSB	Fedmine ID	UEI	Company Name	Division Name	# Employees	Total Dollars	No of Actions	%	NAICS Code	PSC Code	State (HQ)
1		F364340448	GJMSFBCNMSK3	ATLANTIC DIVING SUPPLY, INC.		61	\$5,991,422,475.33	72119	3.47%	332999,	2305,	Virginia
2		F339307576	TENRPZGMAGJ6	W S DARLEY & CO		200	\$1,484,866,420.40	3911	0.86%	339920,	8415,	Illinois
3		F829145334	JEANDJTZ8HJ3	FCN, INC.	FCN, Inc.	100	\$1,021,392,697.22	2540	0.59%	541519,	D319,	Maryland
4		F089712529	WN8JFVZTBCA5	MINBURN TECHNOLOGY GROUP, LLC		10	\$940,651,787.07	937	0.54%	541519,	DA10,	Virginia
5		F234023690	YLE5AAYNVPK6	NOBLE SALES CO., INC.		10	\$938,826,595.05	142162	0.54%	339940,	7510,	Massachusetts
6		F530554287	UER4AJLUB8D5	THUNDERCAT TECHNOLOGY, LLC		54	\$864,166,059.91	1913	0.50%	541519,	7A21,	Virginia
7		F350508414	H1KHJPJH9R51	FOUR POINTS TECHNOLOGY, L.L.C.		51	\$842,329,952.64	1802	0.49%	423430,	DF01,	Virginia
8		F535586905	J4KHM5JY79E3	V3GATE, LLC		32	\$821,629,547.50	1069	0.48%	541519,	DG11,	Colorado
9		F228394320	HTYJC5P9ZMH5	SUPPLYCORE INC.	HEADQUARTERS	80	\$780,216,212.03	24070	0.45%	332510,	5120,	Illinois
10		F275051660	MA1VZ6667CB1	ASRC FEDERAL FACILITIES LOGISTICS, LLC		13,758	\$736,743,894.58	334778	0.43%	332216,	5120,	New Jersey
11		F353836461	NWKQVQED4C81	DEFENSE SYSTEMS AND SOLUTIONS		1	\$673,077,314.90	365	0.39%	336413,	J016,	Alabama
12		F236401783	D5BNEHB3UL89	CSI AVIATION, INC.		25	\$660,605,915.71	66	0.38%	481211,	V121,	Texas
13		F363270131	XK11LLUL61A7	NEW TECH SOLUTIONS, INC.		30	\$572,909,507.34	4402	0.33%	541519,	DB01,	California
14		F266929435	YA63J5PVEZE6	TORCH TECHNOLOGIES INC		270	\$562,174,215.41	335	0.33%	541712,	AZ14,	Alabama
15		F082806070	L168LBGMAA13	GLOBAL MILITARY PRODUCTS, INC.	Global Military Products, Inc.	3,000	\$557,401,636.27	27	0.32%	332994,	3690,	Florida
16		F317087079	M227DFMCJY67	INTUITIVE RESEARCH AND TECHNOLOGY CORPORATION		108	\$520,461,762.41	363	0.30%	541715,	R706,	Alabama
17		F353135763	R3G6PWHQRAY5	FAIRWINDS TECHNOLOGIES LLC		1	\$511,451,090.07	316	0.30%	541519,	7B21,	Maryland
18		F277601818	CN4KSKX2UQY5	COUNTERTRADE PRODUCTS, INC.		42	\$478,551,808.33	1134	0.28%	541519,	7A21,	Colorado
19		F225352198	MWKWXVSSC518	AEROVIRONMENT, INC.		0	\$426,125,606.53	76	0.25%	336413,	1560,	California
20		F360543813	RYENYEUPVKA8	JBW GROUP LLC		0	\$425,539,479.26	139	0.25%	238220,	ZZJZ,	Texas
21		F303410513	GUXLUYETMM48	ODYSSEY SYSTEMS CONSULTING GROUP, LTD.	N/A	80	\$424,461,274.32	356	0.25%	541715,	R499,	Massachusetts
22		F247226236	D1T9Z2Y9LMT1	OMNI AIR INTERNATIONAL, LLC		1,000	\$422,391,655.63	373	0.24%	481211,	V221,	Oklahoma
23		F219254389	YD3QNKMHFJ8	PETROMAX REFINING COMPANY LLC		1	\$415,805,388.49	99	0.24%	324110,	9130,	Texas
24		F516940365	KYUDF7WJKQB8	DGCI CORPORATION		7	\$403,252,438.22	671	0.23%	324110,	9130,	Virginia
25		F557198760	Y6PYN1Q8UKY7	AMTEC CORPORATION		1,078	\$401,095,812.40	23	0.23%	332993,	1310,	Wisconsin
26		F315219058	CGAKREGGN9J3	FLEET VEHICLE SOURCE, INC.	US Fleet Source	7	\$391,386,732.00	13780	0.23%	336111,	2310,	Nevada
27		F353455170	KC3CH2MSK7Q3	ANDURIL INDUSTRIES, INC.		0	\$353,210,339.56	125	0.20%	541512,	Y1BG,	California
28		F534797873	R8KMUKAJRKJ6	MODERN TECHNOLOGY SOLUTIONS, INC.	Modern Technology Solutions, Inc.	550	\$339,523,380.58	201	0.20%	541712,	R408,	Virginia
29		F187682922	S9L9DZ8RBNL6	PATRIOT CONTRACT SERVICES, LLC	Patriot Contract Services, LLC	450	\$333,638,977.95	782	0.19%	483111,	M1PZ,	California
30		F359642815	QGUQWSU5AHB4	PERIMETER SOLUTIONS LP	FIRE SAFETY	550	\$327,311,939.33	129	0.19%	325998,	6850,	Missouri




31		F353680955	SRXQFZPNVF42	BERING STRAITS GLOBAL INNOVATIONS, LLC		0	\$325,688,267.66	60	0.19%	237110	H356	Alaska
32		F551911540	PX72BSBQTKJ3	DMS PHARMACEUTICAL GROUP INC.		31	\$298,995,686.34	40582	0.17%	325412	6505	Illinois
33		F450334387	X1JJYEW4HAN9	FOUR LLC		26	\$281,051,969.89	659	0.16%	541519	DA10	Virginia
34		F450752405	NNDATBHM7KY1	LANCER INFORMATION SOLUTIONS, LLC		2	\$279,460,084.25	72	0.16%	541519	DA10	Virginia
35		F530623928	Y5U3BSK2G389	ACQUISITION LOGISTICS, LLC		14	\$263,224,561.48	36	0.15%	541614	DA01	Virginia
36		F272350373	M46UYHVVH4B1	AFFIGENT, LLC		59	\$262,581,747.17	567	0.15%	541519	7A21	Virginia
37		F353844437	C6EMRJ67V4M3	AGILE DECISION SCIENCES, LLC		0	\$257,014,607.81	461	0.15%	541990	R499	Alabama
38		F831527397	R98MW4ZKUUK3	GOVERNMENT ACQUISITIONS INC		45	\$256,623,494.85	1208	0.15%	334111	7D20	Ohio
39		F228201733	CGE8ABMZLN9	ADVANCED COMPUTER CONCEPTS, INC.		45	\$251,547,357.85	1293	0.15%	541519	7E20	Virginia
40		F085546621	GJ5YALPQMCH1	IT CONCEPTS, INC.		73	\$249,502,688.79	98	0.14%	541512	D399	Virginia
41		F534003156	KHUUB19KDMA3	APPLIED RESEARCH SOLUTIONS, INC.		580	\$246,035,869.39	144	0.14%	541712	AF12	Ohio
42		F340919617	J4TDZHL CUGW3	METGREEN SOLUTIONS INC		2	\$245,555,781.89	254	0.14%	541519	DK10	Nebraska
43		F262432094	MDC5LDZKQAM4	BLUE TECH INC.		40	\$245,383,840.69	1374	0.14%	541519	DA10	California
44		F396078507	R5X5DXMX96M4	SO-PAK-CO, INC	SOPAKCO, INC.	700	\$241,101,448.21	699	0.14%	311611	8970	South Carolina
45		F345649477	X59QG B TBZK65	BIRDON AMERICA INC		80	\$240,539,309.18	230	0.14%	336611	J019	Colorado
46		F331193456	VLXGTHQE5E57	DETYENS SHIPYARDS INC		370	\$238,678,575.73	116	0.14%	336611	J998	South Carolina
47		F082833646	DJACUETFQUL8	GOVSMART, INC.		15	\$224,138,448.42	1198	0.13%	541519	DA10	Virginia
48		F347235248	EETHKKLA2VB4	TECOLOTE RESEARCH, INC.	CORPORATE HEADQUARTERS	526	\$222,175,071.45	278	0.13%	541712	R499	California
49		F087458345	H4F8YGM M78K6	SDV OFFICE SYSTEMS LLC		5	\$219,904,075.05	913	0.13%	541519	J069	North Carolina
50		F218945686	HNK6ED5J3BN9	INTREPID, L.L.C.		1	\$218,038,763.61	66	0.13%	541712	R425	Alabama
51		F283490219	Y928UVG75CT6	ALVAREZ LLC		12	\$216,208,356.63	666	0.13%	541519	7A21	Virginia
52		F353787271	K218AKKG7SH6	SUNIK, LLC		0	\$215,106,692.36	334	0.12%	561210	S216	Virginia
53		F599366469	KVASM B DVTK24	GLOBAL PACIFIC DESIGN BUILDERS, LLC	Global Pacific Design Builders LLC	0	\$208,793,606.42	58	0.12%	238990	Y1LZ	Guam
54		F338723091	P4X8JNU7TMQ7	SOFTRAMS LLC		8	\$206,735,085.85	63	0.12%	541511	DA01	Virginia
55		F351919441	VHPJR3MJWV49	SEVENSON ENVIRONMENTAL SERVICES, INC.		488	\$206,512,774.82	85	0.12%	562910	F999	New York
56		F340840493	L8VHV5CNBV97	AMERICAN CENTRIFUGE OPERATING, LLC		0	\$203,816,152.48	18	0.12%	325180	6850	Maryland
57		F340471295	K8RNMK1CCQW3	PARAGON PROFESSIONAL SERVICES LLC		1	\$203,770,333.27	185	0.12%	236220	Y1AA	Alaska
58		F244358290	JQVHPQK77633	IMT DEFENSE CORP.		475	\$202,878,156.14	22	0.12%	332993	1320	Ohio
59		FWL N1JE6SNJ9Y	J1LWSNNJ6EY9	HURLEY JV, LLP		0	\$200,687,402.00	25	0.12%	236220	Z2DA	Colorado
60		F015689589	EJMMJHYDFH6	SOFTWARE INFORMATION RESOURCE CORP.		17	\$200,507,887.86	1787	0.12%	541519	7A20	D.C.
61		F274283327	J3KFWB7L63U6	OCEAN SHIPS, INC.		250	\$198,169,232.60	53	0.11%	483111	V124	Texas
62		F212781439	JGSGGJTAMK1	PETRO STAR INC.		308	\$197,767,514.46	683	0.11%	324110	9140	Alaska


63		F015518972	YZTLALWM4UC7	STERLING COMPUTERS CORPORATION		104	\$197,434,193.04	1076	0.11%	334111, 7B20,	South Dakota
64		F512463078	F4M9NB1HD785	COLOSSAL CONTRACTING, LLC	Colossal Contracting, LLC	28	\$196,664,196.06	783	0.11%	541519, R604,	Maryland
65		F332568864	YQWKDTNVB4J9	JAMAICA BEARINGS CO. INC.		123	\$195,342,362.91	3862	0.11%	332991, 3110,	New York
66		F317782440	Q565JRTSJSE4	SECURIGENCE LLC		20	\$195,119,143.48	61	0.11%	541519, DA10,	Virginia
67		F584889474	FYAQJSR3A631	LEADING TECHNOLOGY COMPOSITES, INC.		315	\$191,497,618.50	66	0.11%	339999, 8470,	Kansas
68		F353594762	TL1KC3N18G37	CHENEGA GLOBAL PROTECTION, LLC		0	\$186,537,230.58	383	0.11%	561990, R499,	Virginia
69		F352355397	D3DYHNPJ6W14	GREAT HILL SOLUTIONS, LLC		0	\$186,223,154.50	281	0.11%	541519, DA01,	Virginia
70		FV42AS1BD7E3W	EA4VD72SB1W3	SALUS WORLDWIDE SOLUTIONS CORP.		0	\$186,001,464.99	13	0.11%	481211, V119,	Virginia
71		F569386521	Z78DJNKYJ2K5	DYNAMIC SYSTEMS, INC.		39	\$182,192,489.49	465	0.11%	541519, DA01,	California
72		F248325523	MST2Z1EG1HV7	OASIS SYSTEMS, LLC		1,172	\$178,540,295.37	91	0.10%	541712, R425,	Massachusetts
73		F224699626	K87JNM25ZK62	VETJET FUELS LLC	Vetjet Fuels, LLC	0	\$173,580,982.72	608	0.10%	324110, 9130,	Texas
74		F560448896	LMMQN9SBTJH3	JAYNES CORPORATION		484	\$172,026,426.00	1	0.10%	236220, Y1DA,	New Mexico
75		F353787229	WGN2KJJD27Q3	AKIMA INFRASTRUCTURE PROTECTION LLC		0	\$170,461,859.85	67	0.10%	561612, S206,	Virginia
76		F226892118	YNMDHJ4MWM98	MEDICAL PLACE INC.		39	\$169,914,804.14	37	0.10%	339112, 6515,	Alabama
77		FMC1DG4UCFE8H	EDCMCF1GU4H8	TMSAB LLC		0	\$169,307,090.83	19	0.10%	562119, S208,	Alaska
78		F393176102	Y5ALZBRTK591	AIR TRANSPORT INTERNATIONAL INC		400	\$166,370,342.71	53	0.10%	481212, V121,	Ohio
79		F266840665	XX2WFHJEFB45	KAMPI COMPONENTS CO INC		65	\$164,307,183.26	12099	0.10%	334519, 6695,	Pennsylvania
80		F353555515	KYNNE53LWS99	EAGLE HARBOR, LLC		0	\$164,038,690.13	155	0.10%	541611, R408,	Alaska
81		F312007625	YXRLX5PDCWK4	RADIANCE TECHNOLOGIES INC		455	\$162,845,285.09	205	0.09%	541715, R499,	Alabama
82		F352300221	PP13KEXCJ44	QUANTUM MANAGEMENT, LLC		1	\$162,654,720.36	8	0.09%	541511, DA01,	Virginia
83		F379598866	ENG5KSE6FZV5	ANALYTICAL MECHANICS ASSOCIATES, INC.		431	\$160,659,392.87	151	0.09%	541715, AJ11,	Virginia
84		F863759648	RU2SY2JCWKP4	BRASADA FORD LTD		199	\$160,148,585.83	2850	0.09%	336110, 2310,	Texas
85		F224395402	VH4RGGBMUMP1	CREDENCE DYNAMO SOLUTIONS LLC		0	\$159,726,738.09	127	0.09%	541330, R425,	Virginia
86		F538902235	CXD5EEEUBM63	PLACID REFINING COMPANY LLC		222	\$159,102,029.80	58	0.09%	324110, 9130,	Louisiana
87		F353722097	WAXDQTVKQGQ8	AXIOM SPACE, INC.		0	\$156,242,823.76	43	0.09%	336414, W018,	Texas
88		F340633615	PQNNHF72NNM6	CHEROKEE NATION STRATEGIC PROGRAMS, L.L.C.		51	\$155,651,190.89	222	0.09%	541330, R699,	Oklahoma
89		F263874666	EJL6AMKWYLP5	TRACE SYSTEMS INC.		0	\$155,221,404.72	107	0.09%	541715, R499,	Virginia
90		F279797256	CL69E7KATK59	MICROTECHNOLOGIES LLC	MicroTech	80	\$152,873,341.45	776	0.09%	541519, DE10,	Florida
91		F081769166	QDHNQJ9FHJW1	UNITED CAPITAL INVESTMENT GROUP, INC.		8	\$152,807,081.65	157	0.09%	324110, 9140,	Virginia
92		F345905762	GNQLG1RS4C84	SCHUYLER LINE NAVIGATION CO LLC		25	\$151,694,488.69	107	0.09%	483111, V124,	Maryland
93		F224788598	V9BHF33RNSG1	SENECA STRATEGIC PARTNERS, LLC		0	\$151,576,982.23	232	0.09%	541519, 7A21,	New York
94		F407494544	E3D7U1KNNJC8	SCIENCE AND ENGINEERING	SCIENCE AND ENGINEERING	385	\$150,810,226.65	244	0.09%	336411, 1680,	Alabama

				SERVICES, LLC	SERVICES LLC								
95		F353181301	MD76AJXHCMQ5	X-BOW LAUNCH SYSTEMS INC	X-Bow Launch Systems Inc	0	\$150,715,257.02	14	0.09%	541715,	AC21,	New Mexico	
96		F345549412	Z3BPH2N9K1L9	FIRST NATION GROUP, LLC		100	\$149,182,670.14	229	0.09%	339112,	6515,	Florida	
97		F363644110	J4DNP7JJ1MU3	AXLE INFORMATICS, LLC		5	\$148,699,840.01	479	0.09%	541690,	R499,	Maryland	
98		F340686629	GNBCWPZ4DFG7	ALUTIIQ ESSENTIAL SERVICES, LLC		22	\$148,503,232.18	102	0.09%	541511,	7E20,	Alaska	
99		F345602837	C1ZLDAS18FJ3	ATI GOVERNMENT SOLUTIONS LLC	ATI Government Solutions LLC	1	\$147,460,475.58	110	0.09%	541611,	7C20,	Maryland	
100		F224846673	FAP4HJHRMJU3	NAKUPUNA CONSULTING, LLC		0	\$147,199,528.02	137	0.09%	541618,	R799,	Virginia	
101		F284553252	JKJ7JTLJJHR6	IGOV TECHNOLOGIES, INC.	iGov Technologies Inc.	86	\$146,999,971.50	128	0.09%	541519,	7035,	Virginia	
102		F866567558	DBD6KDKXWN65	ENVIRONMENTAL QUALITY MANAGEMENT, INC		190	\$144,993,159.58	210	0.08%	562910,	F108,	Ohio	
103		F861938234	DMERLBE3JR53	SWISH DATA CORP		22	\$144,675,913.62	131	0.08%	541519,	DA10,	Virginia	
104		F345529749	NKC2AB3ESFP5	DH TECHNOLOGIES, INC.		29	\$144,587,414.56	771	0.08%	541519,	7A20,	Virginia	
105		F353301656	EN8CWL63K8N7	BOWHEAD PROGRAM MANAGEMENT & OPERATIONS, LLC		0	\$144,047,650.61	321	0.08%	541519,	7E20,	Virginia	
106		F564427934	Q2M4FYALZJ89	IRON BOW TECHNOLOGIES, LLC		32,000	\$143,395,055.34	318	0.08%	541513,	DE01,	Virginia	
107		F340727611	DSHBDPKJC569	CREATIVE IT SOLUTIONS, LLC		1	\$143,256,903.06	836	0.08%	541611,	R408,	Oklahoma	
108		F340236610	H6WGLRDCU6D8	ASRC FEDERAL FIELD SERVICES, LLC		41	\$142,679,679.89	265	0.08%	561210,	S216,	Maryland	
109		F340409351	MC5NT1MDXNJ4	CCI UTILITY AND CONSTRUCTION SERVICES, LLC		1	\$141,191,497.95	735	0.08%	236220,	C1QA,	Alaska	
110		F380738410	WRLNL96Z2KE4	EAST COAST REPAIR & FABRICATION, L.L.C.		178	\$139,999,915.35	211	0.08%	336611,	J998,	Virginia	
111		F340027462	FD7JDCJ4AMF9	ASRC FEDERAL SYSTEM SOLUTIONS, LLC		48	\$139,379,920.45	417	0.08%	541330,	R408,	Maryland	
112		F201076837	S7Q4GKNGGA81	HYDROGEOLOGIC, INC.		328	\$137,795,284.41	296	0.08%	562910,	C219,	Virginia	
113		F391590933	CJZ8EW1Q7JJ6	PRECIOUS A-MARK METALS INC	A-Mark Precious Metals Inc	20	\$137,159,265.52	21	0.08%	331491,	9660,	California	
114		F353351764	KVMTJANNET58	GREENBRIER GOVERNMENT SOLUTIONS INC.		18	\$136,909,655.87	182	0.08%	541519,	7E20,	West Virginia	
115		F337801037	MKJGBYTR5MM4	WIDEPOINT INTEGRATED SOLUTIONS CORP.	WidePoint Integrated Solution Corp	12	\$136,751,501.11	387	0.08%	517911,	DE11,	Virginia	
116		F380115563	SM9GYA9YD5M7	ASSURANCE TECHNOLOGY CORP		230	\$136,626,683.02	49	0.08%	541715,	AR13,	Massachusetts	
117		F270041824	E72DMVYSLFN6	LIBERTY GLOBAL LOGISTICS LLC		334	\$135,979,353.74	39	0.08%	483111,	V115,	New York	
118		F221534848	T65LCYKJCW58	NETCENTRIC TECHNOLOGY, LLC	NetCentric Technology, LLC	531	\$135,142,287.55	447	0.08%	541715,	R425,	New Jersey	
119		F224342273	HUL8QJNGQJ15	CQJV, LLC		0	\$134,129,138.05	73	0.08%	541715,	R408,	Alabama	
120		F353201970	S58NJBBDKRF5	KADIAK, LLC		1	\$133,701,733.32	197	0.08%	541519,	D321,	Alaska	
121		F228486021	Z2JUCG8WMHL3	JAG ALASKA INC.		0	\$133,417,428.24	50	0.08%	332311,	W054,	Alaska	
122		F459321629	T8BVM29MEWU5	I3 FEDERAL, LLC		8	\$132,871,226.98	75	0.08%	541519,	7E20,	Virginia	
123		F517543448	TSU2GQSJCGK7	SEA PAC ENGINEERING INC		28	\$132,625,992.67	109	0.08%	236220,	5680,	California	
124		F354807535	PJ2SP76D3HJ3	SCIENCE SYSTEMS & APPLICATIONS INC		698	\$132,011,671.44	86	0.08%	541330,	R425,	Maryland	

125		F380152526	LEEMJD9WKDC9	EA ENGINEERING, SCIENCE, AND TECHNOLOGY, INC.		363	\$131,888,849.40	541	0.08%	562910,	C214,	Maryland
126		F082331463	MDTGPS4LMMR5	NCS TECHNOLOGIES INC		150	\$131,848,764.36	213	0.08%	334111,	5810,	Virginia
127		F340488791	SM3DL16FHN43	ARCTICOM, LLC		9	\$131,428,991.32	224	0.08%	541513,	DA01,	Alaska
128		F511249024	J1ADW6BL8MN5	SPATIAL FRONT INCORPORATED		15	\$131,185,868.83	218	0.08%	541511,	DA01,	Maryland
129		F220261508	MN4TNLZQHK45	AOC CONNECT LIMITED LIABILITY COMPANY		45	\$130,625,273.70	876	0.08%	541519,	D399,	Virginia
130		FS2V2JABBEM6V	M22SBEVJBAV6	NOVA SPACE SOLUTIONS, LLC		0	\$129,847,905.39	80	0.08%	561210,	M1JZ,	Alaska
131		FY9JNL83C2Q58	QN9YC2JL3885	BRIDGER RICHARD JV LLC		0	\$129,097,246.00	3	0.07%	236220,	Y1DA,	Illinois
132		F459534822	J49CN39QTNW3	GOVERNMENT SCIENTIFIC SOURCE INCORPORATED		125	\$128,383,636.28	11378	0.07%	334516,	6550,	Virginia
133		F584408050	PUZ4TAWZLMS1	P E SYSTEMS, INC.		364	\$128,117,469.02	77	0.07%	541715,	R499,	Virginia
134		F565268162	GW9FLBWB5625	TRILLAMED, LLC		9	\$127,483,135.28	856	0.07%	325412,	Q527,	Michigan
135		F391559837	NY98VECEW8H6	TECHNOLOGY SERVICE CORP		366	\$127,431,493.18	114	0.07%	481211,	F999,	Virginia
136		F539549425	FZNCCKF4X6D9	CREDENGE MANAGEMENT SOLUTIONS LIMITED LIABILITY COMPANY		25	\$126,657,375.38	239	0.07%	541715,	R499,	Virginia
137		F544615906	PPMBFPRXNAJ9	AUGUST SCHELL ENTERPRISES, INC.		20	\$126,190,214.24	331	0.07%	541519,	7A21,	Maryland
138		F224696603	NENSLR2C1VH9	ASRC FEDERAL FACILITIES LOGISTICS LLC		0	\$125,893,815.80	1279	0.07%	561210,	Z1HB,	Maryland
139		F086299054	NJF3PMBA85Y7	DAVENPORT AVIATION, INC.		10	\$125,511,339.05	39	0.07%	339113,	4210,	Virginia
140		F293047171	G4QHA4XRAA86	RSI ENTECH, LLC		270	\$125,374,885.39	50	0.07%	562910,	R799,	Tennessee
141		F065605051	ERWXLW98LM84	SIERRA LOBO, INC.		512	\$125,359,797.18	83	0.07%	541715,	AR11,	Ohio
142		F821198902	N2WKZLLGTLL7	EMR INC		262	\$125,177,600.65	102	0.07%	236220,	Y1JZ,	Florida
143		F329124036	UJFKCLX9JBG1	STS INTERNATIONAL, INCORPORATED		66	\$124,147,504.59	82	0.07%	336611,	R499,	Virginia
144		F345797841	HH52KZGMV2Y6	VETERANS EZ INFO INC.	Software Development Services	69	\$123,924,660.84	40	0.07%	541512,	DA01,	California
145		F536410427	WT4BZHCLS8X7	STAMPEDE VENTURES, INC.		5	\$122,667,480.76	291	0.07%	236220,	Z2CZ,	Alaska
146		F455864788	KEPTQ65QJHQ5	KERBEROS INTERNATIONAL, INC.		3	\$122,010,937.81	225	0.07%	561612,	R499,	Texas
147		F225368184	UDK4EL8FFGD4	JOINT TECHNICAL SOLUTIONS, LLC		0	\$121,612,455.57	29	0.07%	541715,	AC13,	Alabama
148		F238006691	W1JVE3BNA7P1	CONRAD SHIPYARD, L.L.C.		563	\$121,302,504.37	27	0.07%	336611,	1930,	Louisiana
149		F452572353	C134QVM1QLB5	HX5,, LLC		0	\$120,795,359.75	276	0.07%	541715,	R408,	Florida
150		F337851315	CA11RWJPADV6	ASRC FEDERAL TECHNOLOGY SOLUTIONS, LLC		300	\$118,566,575.41	133	0.07%	541512,	DA01,	Virginia
151		F317851914	K84MXRVQ8BW5	PACIFIC SHIPYARDS INTERNATIONAL, LLC		150	\$117,964,194.02	251	0.07%	336611,	J020,	Hawaii
152		F225377398	TNPCRHLHGDN6	SIMULATION TECHNOLOGIES, INC	Simulation Technologies, Inc.	68	\$117,429,683.42	73	0.07%	541715,	R499,	Alabama
153		F335205762	MHMPN3F73NX3	ENVIRONMENTAL RESTORATION, L.L.C.		355	\$117,364,943.17	757	0.07%	562910,	F108,	Missouri
154		F394776495	RNUGGJVG1RK8	PACIFIC COAST PRODUCERS		501	\$117,320,699.66	120	0.07%	311421,	8915,	California

155		F360403341	SC8LMLWA6H51	REGENCY CONSULTING INC		5	\$116,747,337.23	422	0.07%	541519,	7B20,	Iowa
156		F838068480	QEHMNH93DYH6	INNOVATIVE DEFENSE TECHNOLOGIES, LLC		100	\$116,643,115.74	90	0.07%	541714,	1287,	Virginia
157		F862620288	CW7HJMUQB621	ECI DEFENSE GROUP, INC.	ECI-GA	0	\$116,378,641.46	2615	0.07%	336390,	2530,	Georgia
158		F402322976	ZN18CLHUHKK4	BIRMINGHAM INDUSTRIAL CONSTRUCTION, LLC		40	\$116,153,017.44	90	0.07%	236220,	Y1DZ,	Alabama
159		F353054270	CEWHKDV21BC8	BLUESTAQ LLC		0	\$115,825,641.37	21	0.07%	541990,	AC21,	Colorado
160		F331247641	JSAXGRLEJ63	COLONNA'S SHIP YARD INCORPORATED		725	\$115,761,674.21	254	0.07%	336611,	2010,	Virginia
161		F458463448	JH4EWQC5P261	LAZARUS ENERGY HOLDINGS LLC		91	\$115,551,417.82	696	0.07%	324110,	9130,	Texas
162		F513853815	TS42BZKA3NY3	SHAPE CONSTRUCTION INC		6	\$115,459,300.10	15	0.07%	236220,	Y1JZ,	Washington
163		F227195869	N69MTSWBLK77	J.F. TAYLOR, INC.		329	\$115,306,817.20	168	0.07%	541715,	6930,	Maryland
164		F569609309	H1VHLSRLB3Y7	HELICOPTER TRANSPORT SERVICES, LLC		90	\$114,712,564.11	136	0.07%	481212,	F003,	Maryland
165		F353320202	HTCQFJB8LLV3	ESIMPLICITY INC		0	\$112,843,813.48	108	0.07%	541512,	R499,	Maryland
166		F397602955	QLPVYV6GY874	AERO FLITE INC	Aero-Flite Inc.	70	\$112,412,917.51	205	0.07%	481212,	V119,	Washington
167		F512822498	WTMSNFD6P9J3	ITCON SERVICES LLC		6	\$112,396,717.70	108	0.07%	541519,	D399,	Virginia
168		F511247173	RQ68XNJUBBV5	HERITAGE HEALTH SOLUTIONS, INC.	Heritage Health Solutions, Inc.	47	\$112,277,674.74	16	0.07%	524114,	Q999,	Texas
169		F224828995	MKAQAB8ECG69	DNI EMERGING TECHNOLOGIES, LLC		0	\$111,912,996.12	215	0.06%	541511,	DA01,	Oklahoma
170		FT1ZVAG9HQG9D	GV1THQZA9GD9	SAW GREENLAND, LLC		0	\$111,855,235.87	5	0.06%	236220,	Y1NB,	Virginia
171		F326509388	G1EVUT8EBLV1	TRANSAERO, INC.		46	\$111,345,120.94	1871	0.06%	336413,	3040,	New York
172		F321396235	VMRTJLWMQRH7	HALVIK CORP		30	\$111,134,857.76	102	0.06%	541512,	DA01,	Virginia
173		F345434927	L8BNTYVF45P7	BERING STRAITS PROFESSIONAL SERVICES, LLC		2	\$110,774,041.77	165	0.06%	334310,	5836,	Alaska
174		F353889842	UJHHLTAPK7N5	FIREFLY AEROSPACE INC		0	\$110,533,988.00	41	0.06%	481212,	V126,	Texas
175		F224330277	ULMYTS8ANMF4	HANFORD LABORATORY MANAGEMENT AND INTEGRATION LLC		0	\$110,020,720.30	24	0.06%	562910,	F999,	Washington
176		F225102057	YML5PYS652E6	AIRCRAFT READINESS ALLIANCE II, LLC		0	\$110,009,179.81	14	0.06%	336411,	J015,	Alaska
177		F307682019	TK67EL9NPM D9	FEDERAL CONTRACTS LLC		6	\$109,980,721.71	1001	0.06%	336112,	2330,	Florida
178		F201783510	G2W1NL736LE8	SIGMATECH, INC.		267	\$109,206,339.51	88	0.06%	541712,	U006,	Alabama
179		F869224578	EZMNZ2HYHFB7	TEPA EC, LLC		2,000	\$109,080,443.31	26	0.06%	236220,	Y1JZ,	Colorado
180		FG4RJK13STY5L	YJ4GSTRK31L5	ROTHE ARES JV, LLC		0	\$108,769,296.14	49	0.06%	541519,	DF10,	Texas
181		F260275823	LJZTDJWPG431	STEAMPUNK, INC.		85	\$108,354,177.02	67	0.06%	541512,	R799,	Virginia
182		F366984035	ZYLCHL6TZ3N1	MCP COMPUTER PRODUCTS INC.	MCPGOV	0	\$108,282,224.07	197	0.06%	334111,	7E20,	California
183		F353520436	WB3LFMA4KM45	BLACK CANYON CONSULTING LLC		0	\$107,827,771.83	38	0.06%	541611,	R499,	Virginia
184		F293146131	T1GVZ5Z6K5L4	EPSILON SYSTEMS SOLUTIONS, INC.	MISSION READINESS GROUP	888	\$107,799,480.16	702	0.06%	336611,	J999,	Virginia
185		F367055829	RH1LCNXGVHL7	HELICOPTER EXPRESS INC		30	\$107,204,177.72	466	0.06%	481211,	F003,	Georgia
186		F345644108	TQ2KDQLRL8F1	BAHFED CORP		6	\$106,941,553.94	865	0.06%	541519,	DA10,	Oregon
187		F222953334	PJ2BS3KYWK55	REGAN		15	\$106,570,076.60	369	0.06%	541519,	7490,	Connecticut

				TECHNOLOGIES CORPORATION								
188		F224227640	EEN8SHG8AAC7	ALABAMA SHIPYARD LLC	Alabama Shipyard, LLC	0	\$106,276,111.37	92	0.06%	336611, J998,		Alabama
189		F352365787	N8Q9B2ALYVP3	LDRM, LLC		0	\$106,247,422.14	9	0.06%	541513, M1AZ,		Virginia
190		FQ6249AYW4M36	M46QW429YA63	START2 GROUP, INC.		0	\$105,217,532.00	4	0.06%	541714, AN42,		Massachusetts
191		F086732080	EGUEUHZLJDE9	OLGOONIK FEDERAL, LLC		8	\$105,189,128.77	238	0.06%	236220, Z2AA,		Alaska
192		F338291426	TTB1W4DX7L5	BONGARDS CREAMERIES	BONGARDS' CREAMERIES	480	\$103,862,985.41	108	0.06%	311513, 8915,		Minnesota
193		F094393551	JMVMGGNJGA29	GOVPLACE, INC.		50	\$103,457,260.81	328	0.06%	541519, DF01,		Maryland
194		F454376005	JP1AJYKRSMC4	INFORMATION TECHNOLOGY COALITION, INC.		50	\$102,969,784.06	116	0.06%	541611, R710,		Virginia
195		F288880476	DPQEDJ6CXZM5	PANAMERICA COMPUTERS, INC.		20	\$102,616,037.34	377	0.06%	541519, DA10,		Virginia
196		F212457469	F65SGFW2TUC6	SABEL SYSTEMS TECHNOLOGY SOLUTIONS, LLC		26	\$101,885,204.92	107	0.06%	541511, DA10,		Virginia
197		F223753098	K6HPN25G7FC4	INTEGRATED PROCUREMENT TECHNOLOGIES	INTEGRATED PROCUREMENT TECHNOLOGIES	65	\$101,741,013.94	2725	0.06%	332911, 4820,		Ohio
198		F345424187	L97MMG5VW9N7	BEACON POINT ASSOCIATES LLC		9	\$101,666,821.27	11841	0.06%	339113, 6515,		Florida
199		F225359734	DVB4FP2XNLJ5	WOLFTEK MISSION GROUP LLC		0	\$101,008,589.23	42	0.06%	541519, 7A21,		Virginia
200		F530435100	MV7PBX3HLST1	EDUCATION & TRAINING RESOURCES LLC	CORPORATE OFFICE	650	\$100,990,121.66	136	0.06%	611519, U006,		Kentucky

Source:  FEDMINE analysis of Federal Procurement Data system - Next Generation Data (FPDS-NG)

Copyright © 2026 All Rights Reserved by GovSpend