

Customized Listing from Search Criteria

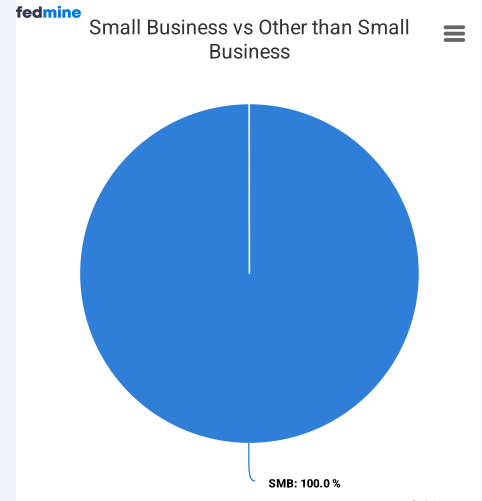
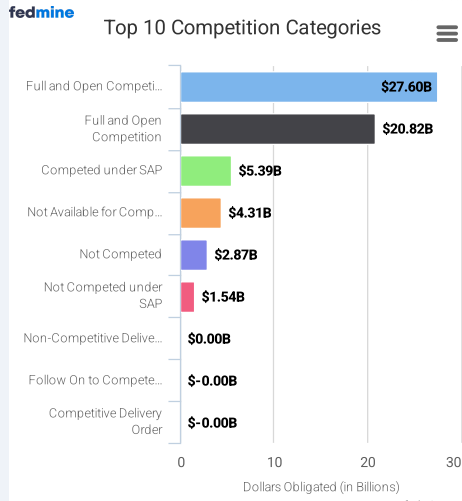
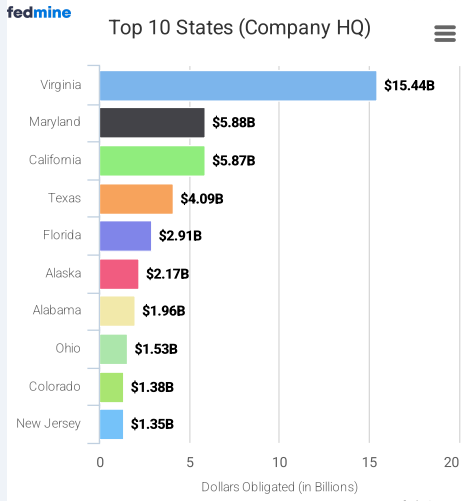
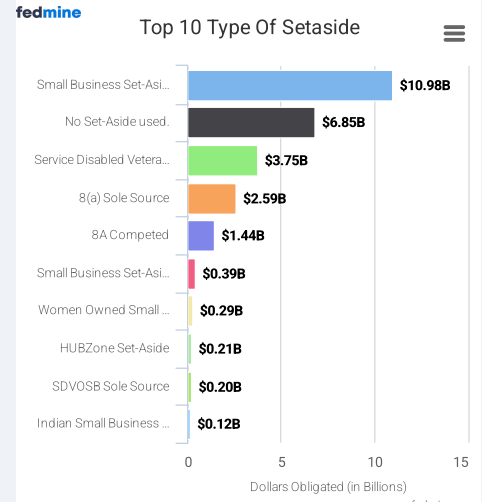
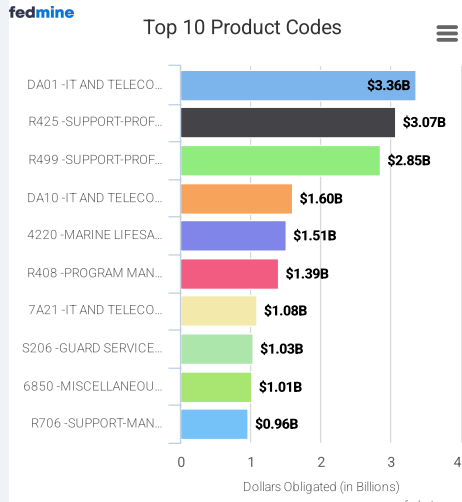
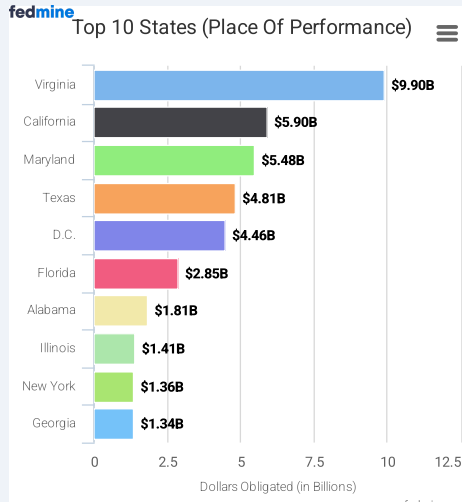
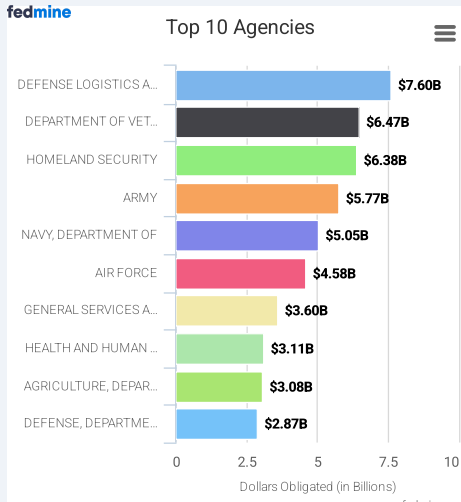
FY: 2026

- TIP 1: Reveal specific federal markets by clicking any dark blue NAICS or PSC code from their respective columns
- TIP 2: Click on any Fedmine ID to view its FEDMINE Company Profile
- TIP 3: Click on any light blue dollar amount to view details comprising that total

Total Actions : 1,428,855  
 Total Amount : \$62,535,130,498  
 Total Companies : 52,282

Selected Criteria

Year: 2026 Type: By (Contracting) Agency Socioeconomic Indicator: Small Business Agency: SHOWING RESULTS FOR ALL AGENCIES



Rank	Verified VOSB / SDVOSB	Fedmine ID	UEI	Company Name	Division Name	# Employees	Total Dollars	No of Actions	%	NAICS Code	PSC Code	State (HQ)
1		F364340448	GJMSFBCNMSK3	ATLANTIC DIVING SUPPLY, INC.		61	\$1,309,567,748.82	22055	2.09%	332999,	1550,	Virginia
2		F2TEF5UFAMX3B	XFT2AME5FUB3	GENERAL MATTER, INC.		0	\$900,000,000.00	3	1.44%	325180,	6850,	California
3		F236401783	D5BNEHB3UL89	CSI AVIATION SERVICES, INC.		25	\$715,705,874.10	26	1.14%	561599,	V999,	Texas
4		F530623928	Y5U3BSK2G389	ACQUISITION LOGISTICS, LLC		14	\$608,200,308.83	15	0.97%	541614,	DA01,	Virginia
5		F530554287	UER4AJLUB8D5	THUNDERCAT TECHNOLOGY, LLC		54	\$521,806,198.19	660	0.83%	541519,	7K20,	Virginia
6		FV42AS1BD7E3W	EA4VD72SB1W3	SALUS WORLDWIDE SOLUTIONS CORP.		0	\$511,900,000.00	18	0.82%	481211,	V119,	Virginia
7		F089712529	WN8JFVZTBCA5	MINBURN TECHNOLOGY GROUP, LLC		10	\$493,447,299.19	547	0.79%	511210,	DA01,	Virginia
8		F353455170	KC3CH2MSK7Q3	ANDURIL INDUSTRIES, INC.		0	\$443,615,186.66	42	0.71%	541512,	Y1BG,	California
9		F350508414	H1KHJPJH9R51	FOUR POINTS TECHNOLOGY, L.L.C.		51	\$435,156,664.57	948	0.70%	541519,	J065,	Virginia
10		F315219058	CGAKREGGN9J3	FLEET VEHICLE SOURCE, INC.	US Fleet Source	7	\$401,416,417.00	14356	0.64%	336111,	2310,	Nevada
11		F339307576	TENRPZGMAGJ6	W S DARLEY & CO		200	\$379,866,576.56	880	0.61%	315990,	8465,	Illinois
12		F829145334	JEANDJT28HJ3	FCN, INC.	FCN, Inc.	100	\$377,731,909.09	952	0.60%	541519,	7A21,	Maryland
13		F288889679	XVNB1QJY5N4	TRIBALCO LLC		50	\$334,572,792.62	98	0.54%	339113,	4210,	Maryland
14		F353135763	R3G6PWHQRAY5	FAIRWINDS TECHNOLOGIES LLC		1	\$296,532,983.08	173	0.47%	541519,	7035,	Maryland
15		F275051660	MA1VZ6667CB1	ASRC FEDERAL FACILITIES LOGISTICS, LLC		13,758	\$280,636,383.45	117356	0.45%	324191,	6850,	New Jersey
16		F225352198	MWKWXVSSC518	AEROVIRONMENT, INC.		0	\$274,928,151.55	39	0.44%	336411,	1550,	California
17		FPGKZHF6XKC5Q	CZGPXKKHGFQ5	FORGEN-ODIN JV		0	\$222,952,037.54	2	0.36%	237990,	Y1KA,	California
18		F534797873	R8KMUKAJRKJ6	MODERN TECHNOLOGY SOLUTIONS, INC.	Modern Technology Solutions, Inc.	550	\$216,372,945.72	61	0.35%	541712,	AR15,	Virginia
19		F228394320	HTYJCS9ZMH5	SUPPLYCORE INC.	HEADQUARTERS	80	\$207,361,652.12	4739	0.33%	332510,	5120,	Illinois
20		F535586905	J4KHM5JY79E3	V3GATE, LLC		32	\$206,390,418.56	471	0.33%	517112,	DG11,	Colorado
21		F512359886	YQAFFMK4GGU1	SPREZZATURA MANAGEMENT CONSULTING, LLC		2	\$193,900,968.54	26	0.31%	541511,	D399,	Virginia
22		F835982329	DY1GTQUNQNA7	MISTRAL INC		20	\$191,762,368.99	7	0.31%	336419,	1425,	Maryland
23		F353836461	NWKQVQED4C81	DEFENSE SYSTEMS AND SOLUTIONS		1	\$173,093,086.00	111	0.28%	336413,	1520,	Alabama
24		F353722097	WAXDQTVKGQE8	AXIOM SPACE, INC.		0	\$172,615,090.23	25	0.28%	336414,	W018,	Texas
25		F247226236	D1T9Z2Y9LMT1	OMNI AIR INTERNATIONAL, LLC		1,000	\$172,249,913.38	125	0.28%	481211,	V221,	Oklahoma
26		F187682922	S9L9DZ8RBNL6	PATRIOT CONTRACT SERVICES, LLC	Patriot Contract Services, LLC	450	\$171,326,408.26	282	0.27%	483111,	M1PZ,	California
27		F303410513	GUXLUYETMM48	ODYSSEY SYSTEMS CONSULTING GROUP, LTD.	N/A	80	\$167,330,169.47	74	0.27%	541715,	R499,	Massachusetts
28		F396078507	R5X5DXMX96M4	SO-PAK-CO, INC	SOPAKCO, INC.	700	\$162,269,749.12	214	0.26%	311611,	8970,	South Carolina
29		F512519166	CDSUTNRFM143	ICF MERCANTILE LLC		0	\$157,411,233.94	3	0.25%	325220,	9420,	New Jersey
30		F234023690	YLE5AAYNVPK6	NOBLE SALES CO., INC.		10	\$156,068,479.30	59460	0.25%	339940,	5330,	Massachusetts
31		F266929435	YA63J5PVEZE6	TORCH TECHNOLOGIES INC		270	\$154,041,779.18	84	0.25%	541715,	DA01,	Alabama





32		F345649477	X59QGBTBZK65	BIRDON AMERICA INC		80	\$152,572,738.12	116	0.24%	336611, J019,	Colorado
33		F224699626	K87JNM25ZK2	VETJET FUELS LLC	VetJet Fuels, LLC	0	\$149,648,847.95	222	0.24%	324110, 9140,	Texas
34		F534003156	KHUUB19KDMA3	APPLIED RESEARCH SOLUTIONS, INC.		580	\$149,530,690.86	22	0.24%	541712, R425,	Ohio
35		F338723091	P4X8JNU7TMQ7	SOFTRAMS LLC		8	\$149,428,319.74	39	0.24%	541511, D399,	Virginia
36		F393176102	Y5ALZBRTK591	AIR TRANSPORT INTERNATIONAL INC		400	\$147,432,786.12	18	0.24%	481212, V121,	Ohio
37		F363270131	XK11LLUL61A7	NEW TECH SOLUTIONS, INC.		30	\$142,915,071.79	1232	0.23%	541519, 7F20,	California
38		F557198760	Y6PYN1Q8UKY7	AMTEC CORPORATION		1,078	\$140,265,043.48	9	0.22%	332993, 1310,	Wisconsin
39		F569386521	Z78DJNKYJ2K5	DYNAMIC SYSTEMS, INC.		39	\$121,961,434.66	181	0.20%	541519, DA10,	California
40		F863759648	RU2S2Y2CWKP4	BRASADA FORD LTD		199	\$116,395,535.00	1577	0.19%	336110, 2310,	Texas
41		F087458345	H4F8YGM78K6	SDV OFFICE SYSTEMS LLC		5	\$116,200,305.20	854	0.19%	339112, J065,	North Carolina
42		F511247173	RQ68XNJUBBV5	HERITAGE HEALTH SOLUTIONS, INC.	Heritage Health Solutions, Inc.	47	\$113,951,521.66	10	0.18%	524114, Q999,	Texas
43		F345549412	Z3BPH2N9K1L9	FIRST NATION GROUP, LLC		100	\$113,389,729.71	72	0.18%	339113, 6530,	Florida
44		F347235248	EETHKLA2VB4	TECOLOTE RESEARCH, INC.	CORPORATE HEADQUARTERS	526	\$112,267,295.77	107	0.18%	541712, R499,	California
45		F353787229	WGN2KJJD27Q3	AKIMA INFRASTRUCTURE PROTECTION LLC		0	\$111,685,676.30	20	0.18%	561612, S206,	Virginia
46		F52V2JABBEM6V	M22SBEVJBAV6	NOVA SPACE SOLUTIONS, LLC		0	\$110,907,433.44	79	0.18%	561210, M1JZ,	Alaska
47		F262432094	MDC5LDZKQAM4	BLUE TECH INC.		40	\$109,322,322.17	409	0.17%	541519, DB10,	California
48		F331193456	VLXGTHQE5E57	DETYENS SHIPYARDS INC		370	\$107,585,046.55	54	0.17%	336611, 1910,	South Carolina
49		F353787271	K218AKKG75H6	AKIMA FACILITIES OPERATIONS LLC		0	\$107,285,702.11	127	0.17%	561210, R799,	Virginia
50		F455864788	KEPTQ65QJHQ5	KERBEROS INTERNATIONAL, INC.		3	\$106,551,800.89	146	0.17%	561612, S206,	Texas
51		F224779521	ZZN7NVV7JKG9	PHLOW CORP.		0	\$105,274,409.10	13	0.17%	325412, AN17,	Virginia
52		F569609309	H1VHLSRLB3Y7	HELICOPTER TRANSPORT SERVICES, LLC		90	\$102,219,676.87	75	0.16%	481212, F003,	Maryland
53		F264209415	LBP9NHTYELK3	INFORMATION TECHNOLOGY STRATEGIES, INC.	HR	10	\$100,424,889.77	30	0.16%	541511, D399,	Virginia
54		F224057434	LFP2BFMQDMJ1	SIGNATURE CHOICE II, LLC		0	\$100,261,708.54	12	0.16%	524292, R499,	Virginia
55		F272350373	M46UYHVH4B1	AFFIGENT, LLC		59	\$95,564,767.98	217	0.15%	541519, 7A21,	Virginia
56		F226892118	YNMDHJ4MWM98	MEDICAL PLACE INC.		39	\$94,619,867.85	20	0.15%	339112, 6515,	Alabama
57		F359642815	QGUQWSU5AHB4	PERIMETER SOLUTIONS LP	FIRE SAFETY	550	\$94,430,042.62	53	0.15%	325998, 6850,	Missouri
58		F086299054	NJF3PMBAB8S57	DAVENPORT AVIATION, INC.		10	\$94,245,113.00	14	0.15%	339113, 4210,	Virginia
59		F332568864	YQWKDTNVB4J9	JAMAICA BEARINGS CO., INC.		123	\$93,892,567.33	1287	0.15%	332991, 3110,	New York
60		F353594762	TL1KC3N18G37	CHENEGA GLOBAL PROTECTION, LLC		0	\$93,298,572.19	207	0.15%	561612, S206,	Virginia
61		F317087079	M227DFMCJY67	INTUITIVE RESEARCH AND TECHNOLOGY CORPORATION		108	\$91,773,481.36	80	0.15%	541715, R706,	Alabama
62		F224330277	ULMYTS8ANMF4	HANFORD LABORATORY MANAGEMENT AND INTEGRATION LLC		0	\$91,401,846.17	17	0.15%	562910, F999,	Washington
63		F340471295	K8RNMK1CCQW3	PARAGON PROFESSIONAL		1	\$90,211,505.27	64	0.14%	562910, F999,	Alaska


			SERVICES LLC									
64		F353889842	UJHHLTAPK7N5	FIREFLY AEROSPACE INC		0	\$88,345,155.55	25	0.14%	481212,	AR14,	Texas
65		F224342273	HUL8QJNGQJ15	CQJV, LLC		0	\$87,248,361.01	51	0.14%	541715,	R408,	Alabama
66		F450752405	NNDATBHM7KY1	LANCER INFORMATION SOLUTIONS, LLC		2	\$87,160,153.27	33	0.14%	541519,	DA10,	Virginia
67		F551911540	PX72BSBQTKJ3	DMS PHARMACEUTICAL GROUP INC.		31	\$85,785,135.83	13039	0.14%	325411,	6505,	Illinois
68		F293047171	G4QHA4XRAA86	RSI ENTECH, LLC		270	\$85,353,744.00	20	0.14%	562910,	R799,	Tennessee
69		F353844437	C6EMRJ67V4M3	AGILE DECISION SCIENCES, LLC		0	\$84,989,409.01	190	0.14%	541330,	R410,	Alabama
70		F335586129	ZG3BEHB2FRG9	KEYSTONE SHIPPING SERVICES, INC.	Keystone Shipping Co.	1,036	\$83,728,646.94	208	0.13%	483111,	M1PZ,	Pennsylvania
71		F353054270	CEWHKDV21BC8	BLUESTAQ LLC		0	\$82,644,261.26	12	0.13%	541990,	AC21,	Colorado
72		F224828995	MKAQAB8ECG69	DNI EMERGING TECHNOLOGIES, LLC		0	\$82,135,111.93	120	0.13%	541511,	DA01,	Oklahoma
73		F340670450	N6HLN4H7TJF9	RRDS INC		15	\$82,126,666.29	2394	0.13%	336111,	2310,	California
74		F317782440	Q56SJRJSJE4	SECURIGENCE LLC		20	\$80,377,905.93	36	0.13%	541519,	DA01,	Virginia
75		F321396235	VMRTJLWMQRH7	HALVIK CORP		30	\$79,673,153.62	45	0.13%	541512,	DA01,	Virginia
76		F380738410	WRLNL96Z2KE4	EAST COAST REPAIR & FABRICATION, L.L.C.		178	\$78,817,531.54	69	0.13%	336611,	J998,	Virginia
77		F065605051	ERWXLW98LM84	SIERRA LOBO, INC.		512	\$77,982,562.90	45	0.12%	541712,	AR15,	Ohio
78		F293146131	T1GVZ5Z6K5L4	EPSILON SYSTEMS SOLUTIONS, INC.	MISSION READINESS GROUP	888	\$76,952,051.89	259	0.12%	336611,	N066,	Virginia
79		F322256457	MSSQ Q551LG41	IMPRES TECHNOLOGY SOLUTIONS, INC.		14	\$75,842,824.18	154	0.12%	541519,	7010,	Texas
80		F248325523	MST2Z1EG1HV7	OASIS SYSTEMS, LLC		1,172	\$74,132,566.89	19	0.12%	541712,	R425,	Massachusetts
81		F330585319	NAMADQJ1VJJ9	CALIFORNIA DAIRIES INC		832	\$72,929,043.78	4	0.12%	311514,	8910,	California
82		F512463078	F4M9NB1HD785	COLOSSAL CONTRACTING, LLC	Colossal Contracting, LLC	28	\$72,169,614.67	352	0.12%	541519,	R604,	Maryland
83		F277601818	CN4KSKX2UQY5	COUNTERTRADE PRODUCTS, INC.		42	\$71,879,614.15	429	0.11%	424920,	7610,	Colorado
84		F274283327	J3KFWB7L63U6	OCEAN SHIPS, INC.		250	\$71,085,474.56	11	0.11%	483111,	V124,	Texas
85		F224205009	EM2KFMQPL9B7	ENVISION TECHNOLOGY, LLC		0	\$70,664,516.00	7	0.11%	541715,	AC32,	New Hampshire
86		F533772499	JXL3M7N4DWX5	SPARKSOFT CORPORATION		1	\$70,325,564.53	21	0.11%	541512,	DA01,	Maryland
87		FTR2K6YLU7N7L	NKRTU726LYL7	TITAN-AUXO, LLC		0	\$70,066,676.03	80	0.11%	561320,	Q301,	Pennsylvania
88		F212457469	F65SGFW2TUC6	SABEL SYSTEMS TECHNOLOGY SOLUTIONS, LLC		26	\$69,995,389.60	57	0.11%	541511,	AJ22,	Virginia
89		F283490219	Y928UVG75CT6	ALVAREZ LLC		12	\$69,653,123.85	350	0.11%	541519,	7A21,	Virginia
90		F379598866	ENG5KSE6FZV5	ANALYTICAL MECHANICS ASSOCIATES, INC.		431	\$69,511,178.82	52	0.11%	541715,	AJ11,	Virginia
91		F266840665	XX2WFHJEFB45	KAMPI COMPONENTS CO INC		65	\$69,420,636.08	4220	0.11%	333998,	4730,	Pennsylvania
92		F353727697	EMTHHYMHF7J6	CCI FACILITY CONTRACTORS, LLC		0	\$69,267,002.99	6	0.11%	236220,	Z2AA,	Alaska
93		F363644110	J4DNP7JJ1MU3	AXLE INFORMATICS, LLC		5	\$69,016,926.40	258	0.11%	541990,	R707,	Maryland
94		F015650964	MKF6VA9NZLR8	EXECUTIVE INFORMATION SYSTEMS, LLC		17	\$68,390,434.13	155	0.11%	541519,	DA10,	Maryland
95		F218945686	HNK6ED5J3BN9	INTREPID, L.L.C.		1	\$68,332,693.15	17	0.11%	541712,	R425,	Alabama

96		F352365787	N8Q9B2ALYVP3	LDRM, LLC		0	\$68,277,064.29	7	0.11%	541513,	M1AZ,	Virginia
97		F538902235	CXD5EEEUBM63	PLACID REFINING COMPANY LLC		222	\$68,247,093.60	19	0.11%	324110,	9130,	Louisiana
98		F381708787	YDP7CA3MR5V8	TERRA SITE CONSTRUCTORS LLC	Terra Site Constructors LLC	0	\$68,068,624.66	57	0.11%	236220,	Z2AA,	Virginia
99		F219254389	YD3QNKMHFJ8	PETROMAX REFINING COMPANY LLC		1	\$67,072,781.99	12	0.11%	324110,	9130,	Texas
100		F340584199	JQYTHZ2C8L69	KEMRON/ARROWHEAD JV, LLC		2	\$65,335,336.06	13	0.10%	562910,	F108,	Georgia
101		F225985031	WDTLX4NKRKC8	ENERGY TECHNOLOGY ALLIANCE LLC		0	\$64,997,563.21	83	0.10%	562910,	R425,	Oregon
102		F358466545	YNMQH3WNRBN5	HEALTHEON, INC.		47	\$64,432,275.00	65	0.10%	236210,	Y1JZ,	Louisiana
103		F310968612	EHD6UHNJVH66	BARRIOS TECHNOLOGY, LLC		383	\$64,213,416.91	134	0.10%	541715,	R425,	Texas
104		F337133523	TABLTHULNJ7	BUTT CONSTRUCTION COMPANY, INCORPORATED		62	\$63,769,502.00	28	0.10%	236220,	Z2JZ,	Ohio
105		F564905241	F2B1FMNRVJH3	VETERANS CONTRACTING GROUP, INC.		4	\$63,052,646.00	13	0.10%	236220,	Y1NB,	New York
106		F450334387	X1JJYEW4HAN9	FOUR LLC		26	\$62,994,744.10	157	0.10%	541519,	7A21,	Virginia
107		F260137992	HB9HZZ9R8AX4	ACTION FACILITIES MANAGEMENT, INC.		201	\$62,634,803.14	337	0.10%	561210,	Z1AA,	West Virginia
108		F329124036	UJFKCLX9JBG1	STS INTERNATIONAL, INCORPORATED		66	\$62,575,665.72	30	0.10%	541614,	R706,	Virginia
109		F568115705	UDNBG3G6ZMM6	SYNERGY BUSINESS INNOVATION & SOLUTIONS INC.	Synergy Business Innovation	9	\$61,986,801.88	18	0.10%	541512,	DA10,	Virginia
110		F210728934	PBCXB1D4K1C9	R.A. BURCH CONSTRUCTION CO., INC.		25	\$61,828,868.00	14	0.10%	236220,	Y1JZ,	California
111		F84Q2UJ1T7C2Z	C248T7QU1J22	DAWES CONSTRUCTION, LLC		0	\$61,119,343.00	3	0.10%	236220,	Y1DA,	California
112		F094393551	JMVMGGNJGA29	GOVPLACE, LLC		50	\$61,000,638.69	133	0.10%	541519,	7A21,	Maryland
113		F015689589	EJMMJHYDFH6	SOFTWARE INFORMATION RESOURCE CORP.		17	\$60,882,830.46	601	0.10%	541519,	7A21,	D.C.
114		F386641823	LJ5MA8D7HR95	CARTER CHEVROLET AGENCY, L.L.C.		50	\$60,799,419.08	1160	0.10%	336110,	2310,	Oklahoma
115		F221534848	T65LCYKJCW58	NETCENTRIC TECHNOLOGY, LLC	NetCentric Technology, LLC	531	\$60,513,667.91	142	0.10%	541715,	R425,	New Jersey
116		F224722826	UEDFCUYALXZ1	TEYA SUPPORT SERVICES LLC		0	\$60,037,000.20	70	0.10%	561210,	Z1AA,	Alaska
117		F353555515	KYNNE53LWS99	EAGLE HARBOR, LLC		0	\$60,004,548.30	85	0.10%	541611,	R408,	Alaska
118		F345525994	L172LJGLYA61	WESTERN GLOBAL AIRLINES INC		130	\$59,957,306.13	44	0.10%	481212,	V121,	Florida
119		FG4RJK13STY5L	YJ4GSTRK31L5	ROTHE ARES JV, LLC		0	\$59,767,845.87	27	0.10%	336611,	R499,	Texas
120		FWSAFRYVTQS6K	SFSWTQARVYK6	H2 TECHNOLOGY GROUP, LLC		0	\$59,477,011.54	4	0.10%	541519,	DA01,	Alabama
121		F224395402	VH4RGGBMUMP1	CREDENCE DYNAMO SOLUTIONS LLC		0	\$59,372,348.36	36	0.09%	541330,	R425,	Virginia
122		F228201733	CGE8ABMZLN9	ADVANCED COMPUTER CONCEPTS, INC.		45	\$59,227,574.55	575	0.09%	541519,	DA10,	Virginia
123		F345466007	HQHKENU27Y83	INTUITIVE MACHINES, LLC		14	\$58,521,892.00	8	0.09%	481212,	AR14,	Texas
124		F340236610	H6WGLRDCU6D8	ASRC FEDERAL FIELD SERVICES, LLC		41	\$58,369,893.10	86	0.09%	561210,	S216,	Maryland
125		F224916994	ZXVZMXQM8DD9	DANBURY MISSION TECHNOLOGIES, LLC		0	\$57,324,243.00	17	0.09%	336413,	6610,	Connecticut
126		F379601750	RMCMCKHMFH9	ECLIPSE COMPANIES LLC		0	\$56,477,527.46	17	0.09%	237310,	Y1LB,	Ohio
127		F353301656	EN8CWLG3K8N7	BOWHEAD PROGRAM		0	\$56,090,065.73	127	0.09%	541519,	7E20,	Virginia

			MANAGEMENT & OPERATIONS, LLC									
128		F515659027	UVVNPJPMNH7	NORTH WIND PORTAGE, INC.		450	\$55,911,668.88	15	0.09%	562910,	F108,	Idaho
129		F340919617	J4TDZHLUCUGW3	METGREEN SOLUTIONS INC		2	\$55,694,125.00	106	0.09%	541519,	DA10,	Nebraska
130		F371669934	HSY2YML3VMQ7	ASSOCIATED MILK PRODUCERS INC		1,190	\$55,593,090.94	36	0.09%	311513,	8910,	Minnesota
131		F323655621	URM8YYHQMLG3	24 ASSET MANAGEMENT CORP		80	\$55,185,145.25	17	0.09%	531311,	Z1FZ,	Florida
132		F343776216	MARFUHM88M38	DAVID BOLAND INC		42	\$54,952,771.64	8	0.09%	236220,	Y1JZ,	Florida
133		F082331463	MDTGPS4LMMR5	NCS TECHNOLOGIES INC		150	\$54,755,662.00	79	0.09%	334111,	7010,	Virginia
134		F530056789	EPJGYMUJE8H7	OCEAN DUCHESS, INC.		75	\$54,707,998.97	117	0.09%	483111,	M1PZ,	Texas
135		F224928174	XG32CSGYKGM8	CHEROKEE STRATEGIC SOLUTIONS, L.L.C.		0	\$54,571,929.46	57	0.09%	541330,	9390,	Oklahoma
136		F345434927	L8BNTYVF45P7	BERING STRAITS PROFESSIONAL SERVICES, LLC		2	\$54,500,934.70	59	0.09%	561612,	S206,	Alaska
137		F339060523	CQJFK8JL6MM7	NAVARRO RESEARCH AND ENGINEERING, INC.		695	\$54,407,491.45	65	0.09%	541715,	R408,	Tennessee
138		F352722904	NPDECKQ2XK43	PACIFIC-GULF MARINE, INC.		40	\$54,302,319.30	230	0.09%	483111,	M1PZ,	Louisiana
139		F399141496	JAQNMK1AMJT1	BRADLEY TECHNOLOGIES INCORPORATED		150	\$54,293,781.04	85	0.09%	561612,	S206,	Maryland
140		F352355397	D3DYHNPJ6W14	GREAT HILL SOLUTIONS, LLC		0	\$53,903,114.30	148	0.09%	541511,	DJ10,	Virginia
141		F345562492	KH9KNSV8JAN8	SKYMARK REFUELERS, LLC		45	\$53,857,866.76	47	0.09%	336211,	2320,	Missouri
142		F224696603	NENSLR2C1VH9	ASRC FEDERAL FACILITIES LOGISTICS LLC		0	\$53,846,498.09	109	0.09%	561210,	Z1HB,	Maryland
143		F224722335	CADSMUE9J2M4	AMERITECH CONTRACTING LLC	AMERITECH CONTRACTING LLC	0	\$53,478,683.79	84	0.09%	237120,	Y1GC,	Connecticut
144		F530435100	MV7PBX3HLST1	FOXMAR, INC.	CORPORATE OFFICE	650	\$53,294,595.32	64	0.09%	611519,	U006,	Kentucky
145		F224227640	EEN8SHG8AAC7	ALABAMA SHIPYARD LLC	Alabama Shipyard, LLC	0	\$53,259,947.66	38	0.09%	336611,	J998,	Alabama
146		F322042010	MHJ2S6K2LKP5	AXIENT LLC		300	\$52,627,416.91	19	0.08%	541712,	R425,	Virginia
147		F338291426	TTB1W4DXY7L5	BONGARDS CREAMERIES	BONGARDS' CREAMERIES	480	\$52,369,968.24	46	0.08%	311513,	8910,	Minnesota
148		F234822678	FTZHLEADDKR9	FOUR SEASONS ENVIRONMENTAL, INC.		340	\$52,085,683.88	29	0.08%	561210,	S216,	Ohio
149		F353201970	S58NJBBDKRF5	KADIAK, LLC		1	\$51,485,874.47	90	0.08%	561210,	S216,	Alaska
150		F340727611	DSHBDPKJCS69	CREATIVE IT SOLUTIONS, LLC		1	\$51,371,207.76	344	0.08%	541511,	D301,	Oklahoma
151		F228049789	T1EKCDPNF564	V LINE SERVICES L.L.C.		3	\$50,908,471.50	15	0.08%	236220,	Y1AZ,	Georgia
152		F224692143	QM7PN38M94U7	STARFISH SPACE, INC.		0	\$50,500,000.00	3	0.08%	541715,	AJ14,	Washington
153		F394776495	RNUGGJVG1RK8	PACIFIC COAST PRODUCERS		501	\$50,475,092.42	44	0.08%	311421,	8915,	California
154		F345553224	GL1NNB9E3SQ3	DYNO OIL & ELECTRIC LLC		2	\$50,433,455.78	24	0.08%	324110,	9130,	Texas
155		F397602955	QLPVYV6GY874	AERO FLITE INC	Aero-Flite Inc.	70	\$50,078,202.73	103	0.08%	481212,	V119,	Washington
156		F277481384	F1UZPBD1VBH9	LYME COMPUTER SYSTEMS, INC.		28	\$49,800,512.85	115	0.08%	541519,	DA10,	New Hampshire
157		F560210694	C14HB3PU7M24	CITADEL FEDERAL SOLUTIONS LLC		0	\$49,643,022.92	56	0.08%	561320,	Q999,	Georgia
158		F224813795	F8HKSUHCLFS3	IGNITEACTION LLC	IGNITEACTION LLC	0	\$49,628,645.36	36	0.08%	541511,	R799,	Florida

159		F345797841	HH52KZGMV2Y6	VETERANS EZ INFO INC.	Software Development Services	69	\$49,403,649.67	19	0.08%	541512,	DA01,	California
160		F086400056	NF34JCA2PME3	ALPHA OMEGA INTEGRATION LLC		2	\$49,391,761.68	43	0.08%	541512,	R499,	Virginia
161		F7DSDT96RJH5B	HDD7RJST69B5	PCG-SMX JV, LLC		0	\$49,294,309.69	21	0.08%	518210,	DC01,	Maryland
162		F565268162	GW9FLBWB5625	TRILLAMED LLC		9	\$49,178,726.85	456	0.08%	334510,	6530,	Michigan
163		F338212353	DK6BPGB7G9R9	THE TREVINO GROUP, INC.		85	\$48,989,747.70	4	0.08%	236220,	Z2DA,	Texas
164		F403057258	KJQXXKB5WF89	DEEP MILE NETWORKS, LLC		0	\$48,807,542.66	10	0.08%	611430,	R499,	Virginia
165		F862620288	CW7HJMUQB621	ECI DEFENSE GROUP, INC.	ECI-GA	0	\$48,761,697.08	842	0.08%	332722,	5306,	Georgia
166		F223753098	K6HPN25G7FC4	INTEGRATED PROCUREMENT TECHNOLOGIES	INTEGRATED PROCUREMENT TECHNOLOGIES	65	\$48,695,933.11	973	0.08%	335139,	6220,	Ohio
167		F225932032	JVC4GJN2REH4	CHUGACH LOGISTICS AND FACILITY SERVICES JV, LLC		0	\$47,942,098.82	21	0.08%	561210,	S216,	Alaska
168		F224244791	KC4ACZE5GEX5	TEHAMA TECHNICAL SERVICES, LLC		0	\$47,882,007.35	5	0.08%	562910,	F999,	Missouri
169		F345905762	GNQLG1RS4C84	SCHUYLER LINE NAVIGATION CO LLC		25	\$47,448,363.69	29	0.08%	483111,	V124,	Maryland
170		F268939511	WDAKBC8NA214	ABACUS TECHNOLOGY CORPORATION		778	\$47,244,369.57	43	0.08%	541715,	R499,	Maryland
171		F084344575	K22WGLWY6ZK6	A SQUARE GROUP LLC		4	\$47,132,860.78	27	0.08%	541519,	D399,	Maryland
172		F085546621	GJ5YALPQMCH1	IT CONCEPTS, INC.		73	\$46,818,120.14	42	0.07%	336611,	R499,	Virginia
173		F511663651	YKS4HYJHGHS7	ADVON CORPORATION		17	\$46,486,986.42	26	0.07%	236220,	Y1DB,	Florida
174		F367055829	RH1LCNXGVHL7	HELICOPTER EXPRESS INC		30	\$46,283,661.17	199	0.07%	481211,	F003,	Georgia
175		F270041824	E72DMVYSLFN6	LIBERTY GLOBAL LOGISTICS LLC		334	\$45,992,404.11	12	0.07%	483111,	V124,	New York
176		F015518972	YZTLALWM4UC7	STERLING COMPUTERS CORPORATION		104	\$45,983,808.55	204	0.07%	334111,	7A21,	South Dakota
177		F394396102	FAA2LVENETH4	TECHNICAL RESOURCES INTERNATIONAL, INC.		180	\$45,777,762.72	11	0.07%	541714,	AN11,	Maryland
178		F345529749	NKC2AB3ESFP5	DH TECHNOLOGIES, INC.		29	\$45,670,094.68	282	0.07%	541512,	D399,	Virginia
179		F395033787	KKWALQKX5A67	SIMMONS & GOLDEN SECURITY LLC		0	\$45,489,228.63	64	0.07%	561612,	S206,	Tennessee
180		F262862178	GHHZCMTGD6J4	COINS 'N THINGS, INC.		32	\$45,444,275.69	1	0.07%	331410,	9660,	Massachusetts
181		F337801037	MKJGBYTR5MM4	WIDEPOINT INTEGRATED SOLUTIONS CORP.	WidePoint Integrated Solution Corp	12	\$45,148,214.72	192	0.07%	517911,	DE11,	Virginia
182		F242079405	EY6Q5J3VKB1	FEDTEC LLC		12	\$44,818,389.80	55	0.07%	541512,	D399,	Virginia
183		F458463448	JH4EWQC5P261	LAZARUS ENERGY HOLDINGS LLC		91	\$44,647,455.08	348	0.07%	324110,	9130,	Texas
184		F224743259	QWM2D2ACD8F9	GREENLIGHT GROUP LLC	Greenlight Group LLC	0	\$44,505,925.29	24	0.07%	541614,	R706,	Florida
185		F224940893	LD6SGNWC4P47	DAWN/HIGLEY JV II, LLC		0	\$44,127,088.00	1	0.07%	236220,	Y1AA,	Ohio
186		F869761889	JQ4LBVBZK93	HENDRICKSON TRANSPORTATION LLC		6	\$43,980,313.51	4	0.07%	237990,	Y1KB,	Iowa
187		F452572353	C134QVM1QLB5	HX5,, LLC		0	\$43,798,015.57	131	0.07%	541712,	R425,	Florida
188		F532094361	QGAAEMCMJXQ7	REDHAWK IT SOLUTIONS LLC		9	\$43,399,026.68	296	0.07%	541519,	DA10,	Virginia
189		F3JCR3SMCAU8H	URJ3CAC3MSH8	BWXT ENRICHMENT OPERATIONS, LLC	BWXT Enrichment Operations, LLC	0	\$43,377,954.00	5	0.07%	541330,	R425,	Virginia
								56				

190		F224342349	C6KAN1XKA915	YULISTA SOLUTIONS LLC		0	\$43,363,731.86		0.07%	541990, U008,	Alabama
191		F326509388	G1EVUT8EBLV1	TRANSAERO, INC.		46	\$43,332,844.21	635	0.07%	332991, 3110,	New York
192		F337697181	KJAZQHLLVCT1	FAXON MACHINING, LLC	Faxon Machining, LLC	125	\$43,310,500.00	5	0.07%	332999, 1340,	Ohio
193		F225732048	ENKUFZYKJG5	KR-MTAC LLC		0	\$42,946,479.52	42	0.07%	561612, S206,	Maryland
194		F352696857	KTLFHLMS3XC7	CDEEM CO	CDEEM, Co	1	\$42,936,096.32	8	0.07%	236220, Y1DB,	Florida
195		F279797256	CL69E7KATK59	MICROTECHNOLOGIES LLC	MicroTech	80	\$42,680,346.94	271	0.07%	811210, J074,	Florida
196		F232003431	VKK6BGN5BDH3	CRIDER, INC.		475	\$42,650,029.91	33	0.07%	311615, 8905,	Georgia
197		F225787130	G4U7KMS2QWC3	HARDWIRE, LLC	HARDWIRE LLC	55	\$42,612,510.88	58	0.07%	315990, 8470,	Maryland
198		F342208240	QJCRZEEDJNC8	P.D.S. CONSULTANTS, INC.		10	\$42,370,757.12	151	0.07%	339115, 6540,	Kentucky
199		F335205762	MHMPN3F73NX3	ENVIRONMENTAL RESTORATION LLC		355	\$42,197,010.09	341	0.07%	562910, F108,	Missouri
200		F307682019	TK67EL9NPM9	FEDERAL CONTRACTS LLC		6	\$41,821,766.39	445	0.07%	336112, 3990,	Florida

Source:  FEDMINE analysis of Federal Procurement Data system - Next Generation Data (FPDS-NG)

Copyright © 2026 All Rights Reserved by GovSpend